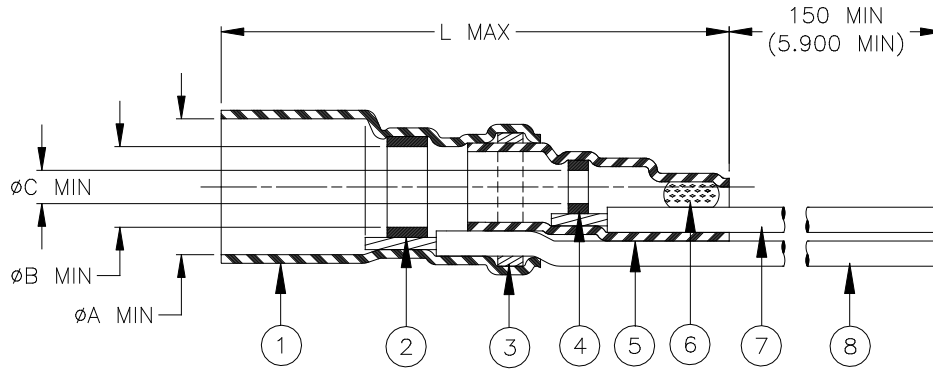


# CUSTOMER DRAWING



Product Name	Component Dimensions				"GA" Wire Gauge (AWG)	Cable Dimensions				
	L max	ϕA min	ϕB min	ϕC min		ϕD	ϕE	ϕF min	G±0.5 (G±0.02)	M±0.5 (M±0.02)
B-044-20-N	28.0 (1.100)	3.40 (0.135)	2.30 (0.090)	0.8 (0.030)	20	1.70 (0.065) to 3.40 (0.135)	1.30 (0.050) To 2.30 (0.090)	0.30 (0.012)	16.0 (0.630)	6.0 (0.235)
B-044-22-N					22					
B-044-24-N	24									
B-044-26-N	26									

**NOTE: MATERIAL 6 DOES NOT APPLY ON B-044-20/22-N**

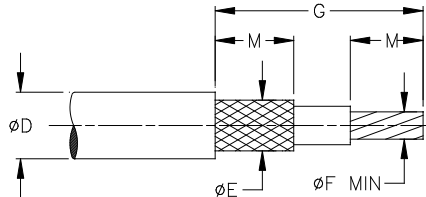
**MATERIALS**

1. & 5. INSULATION SLEEVE: Heat-shrinkable, radiation cross-linked modified polyvinylidene fluoride. Transparent blue.
2. & 4. SOLDER PREFORMS WITH FLUX:  
 SOLDER: TYPE Sn63 per ANSI J-STD-006.  
 FLUX: TYPE ROL0 per ANSI J-STD-004.
3. & 6. MELTABLE RINGS: Thermally stabilized thermoplastic.
7. CONDUCTOR LEAD: MIL-W-22759/32-GA-9, AWG "GA" (see table). ETFE insulated, stranded tin plated copper.  
 Color: white.
8. GROUND LEAD: MIL-W-22759/32-GA-6, AWG "GA" (see table). ETFE insulated, stranded tin plated copper.  
 Color: blue.


**APPLICATION**

1. The parts covered by this SCD are for use in terminating the primary conductor and the braided shield of a coaxial cable having tin or silver plated conductor and shield, rated for at least 125° C and meeting the dimensional requirements listed.
2. Parts will meet the requirements of Raychem Specification RT-1404 when installed per Raychem RPIP-500-03.
3. Temperature range: -55°C to +150°C.

For best results, prepare the cable as shown:



TE Connectivity, TE connectivity (logo), Raychem, and SolderSleeve are trademarks

		<b>Raychem Devices</b>		TITLE: <b>COAXIAL SOLDERSLLEEVE DEVICE WITH PRE-INSTALLED STRANDED WIRE</b>		
Unless otherwise specified dimensions are in millimeters. [Inches dimensions are shown in brackets]				DOCUMENT NO.: <b>B-044-GA-N</b>		
TOLERANCES: 0.00 N/A 0.0 N/A 0 N/A	ANGLES: N/A  ROUGHNESS IN MICRON	TE Connectivity reserves the right to amend this drawing at any time. Users should evaluate the suitability of the product for their application.		Revision : F		Issue Date : <b>March 2020</b>
DRAWN BY: <b>P.TALLY</b>	CAGE CODE: <b>06090</b>	DATE: <b>2-Jun-16</b>	ECO: <b>ECO-20-003566</b>	SCALE: <b>NTS</b>	SIZE: <b>A</b>	SHEET: <b>1 of 1</b>

## X-ON Electronics

Largest Supplier of Electrical and Electronic Components

*Click to view similar products for [Terminals](#) category:*

*Click to view products by [TE Connectivity](#) manufacturer:*

Other Similar products are found below :

[00-054007-01074-6](#) [00-054007-70206-1](#) [00-054007-70210-8](#) [00-054007-70217-7](#) [00-054007-70226-9](#) [00-054007-70228-3](#) [00-054007-70248-1](#) [00-054007-70256-6](#) [00-054007-70301-3](#) [00-054007-70316-7](#) [0-0320562-0](#) [00-054007-49560-4](#) [00-054007-70209-2](#) [00-054007-70225-2](#) [00-054007-70227-6](#) [00-054007-70231-3](#) [00-054007-70241-2](#) [00-054007-70242-9](#) [00-054007-70244-3](#) [00-054007-70246-7](#) [00-054007-70263-4](#) [00-054007-70288-7](#) [00-054007-70290-0](#) [00-054007-70300-6](#) [00-054007-70304-4](#) [01-2065-1-0216](#) [01-2900-1-04412](#) [00581P0075](#) [600TS-10](#) [60205-1](#) [604200-1](#) [605601-1](#) [60598-1-CUT-TAPE](#) [61314-6-C](#) [61810-3](#) [61-S](#) [61-SN](#) [626-0194](#) [62-NBM-A](#) [62-SN](#) [62-SP](#) [63-S](#) [640179-1](#) [M55155/059I03](#) [M55155/079C01](#) [M55155/099H02](#) [M55155/109H01](#) [M55155/109H02](#) [M55155/12XH05](#) [M55155/16XH02](#)