



# INTERCONTEC PRODUCTS

## QUICK REFERENCE GUIDE



## INTERCONTEC CONNECTOR SERIES

With the INTERCONTEC product portfolio, TE Connectivity now offers a large variety of solutions that make connecting easy. Our connectors consist of only a few single parts with a modular architecture which makes them highly compatible and usable in many different combinations. The connector assembly is possible without any tools and particularly easy due to the innovative crown clamp: the shielding mesh can remain uncut. Multiple codings prevent faulty mating of connectors when wiring complex equipment. With know-how and market expertise we challenge existing standards. We take a visionary approach to determine the connector technology of the future to provide our customers with innovative and market oriented solutions. Our connectors follow highly sophisticated engineering principles safeguarding an extremely easy and efficient assembly process. By elaborating highly user friendly optimum system solutions which are brought to the market in a very short time we quickly respond to our customers' needs. This is the key strength of TE's INTERCONTEC products.



## APPLICATIONS



## CONTENTS

### Overview

Product Families	05
Highlights	05
Product Categories	05

### Product Key

Finding a TE Part Number - 18 digits	06
Finding a TE Part Number - 15 digits	07

### Power Connectors

912	08
915	09
917	10
923	12
940	14
958	16

### Signal Connectors

615	18
617	20
623	22
627	24

### Signal Connectors

615	18
617	20
623	22
627	24

### Hybrid Connectors

723	26
740	28

### Application Set Up

Series 923 and 623	30
Series 723	31

### Innovative Highlights




ytec, itec	32
locktec	32
htec	33
SpeedTec	33

**NOTES**

---










## PRODUCT FAMILIES








<p><b>Power connectors (9 Series)</b></p>  <p>912, 915, 917, 923, 940, 958 912 means: size M12 power connector</p>	<p><b>Signal connectors (6 Series)</b></p>  <p>615, 617, 623, 627</p>	<p><b>Hybrid connectors (7 Series)</b></p>  <p>723, 740</p>
---	--	--

## HIGHLIGHTS

ytec and itec Self-locking Systems

<p><b>ytec, itec</b></p>  <p>Quick lock fastener fully connected with just a click self locking connection</p>	<p><b>ytec connector</b></p>  <p>The ytec system requires only one mounting hole</p>	<p><b>itec connector</b></p>  <p>itec is available in all ytec pin layouts and is compatible with all mating ytec plugs</p>	<p><b>SpeedTec locking system</b></p>  <p>Quick lock fastener fully connected with just an eighth rotation</p>
<p><b>locktec connector</b></p>  <p>The freely terminable connectors with the characteristics of a molded version</p>	<p><b>singletec connector</b></p>  <p>One single pin power connector</p>	<p><b>htec connector</b></p>  <p>Power, signal and data in one connector</p>	

## PRODUCT CATEGORIES

<p><b>Plug</b></p>  <p>Cable connector with coupling nut</p>	<p><b>Plug, angled</b></p>  <p>Angled cable connector with coupling nut</p>	<p><b>Bulkhead</b></p>  <p>Device connector with coupling nut. Interface: flange, thread, counter nut, etc.</p>	<p><b>Extension</b></p>  <p>Cable connector with outside thread. Additional versions for cabinets, walls, etc</p>
<p><b>Extension, angled</b></p>  <p>Angled cable connector with outside thread</p>	<p><b>Receptacle</b></p>  <p>Device connector with outside thread</p>	<p><b>Receptacle, angled</b></p>  <p>Angled device connector with outside thread</p>	

# FINDING A TE PART NUMBER - 18 DIGITS

## TE CONNECTIVITY PART NUMBER

**E S B 002 N 00 32 0001 000**

## INTERCONTEC PART NUMBER

**E ST B 002 NN 00 32 0001 000**

**Series:**

- A = Signal (617, 623, 627)
- B = Power (917, 923)
- C = 940
- D = 958
- E = 615/915
- H = htec
- P = singletec (917, 923)

**Housing:**

ST, 51, 81	Plug	S
KU, 52, 82	Extensions	K
EG	Receptacles, straight	E
ED, 56, 86	Receptacles, angled, rotatable	G
DF	Bulkhead connector	D
EW	Receptacles, angled	F
SD	Plug, angled, rotatable	U

**Housing Surface:**

(does not apply for Series 615, 915)  
e.g. A = nickel-plated

Material for clamping ring:  
(only applicable for Series 615, 915)

- A = metal cable fitting
- B = plastic cable fitting

**Insulation Inserts:**

internal code

**Packaging:**  
internal code

**Design Variation:**  
internal code except at Series H81, H82, H86 0100 100P

**Cable Clamp:**  
internal code For bulkhead connectors, receptacles and angled receptacles corresponding field is marked „00“.

**Contacts:**  
internal code  
NN OO = contacts not part of delivery contents. Please order separately with denoted item number.

MALE			FEMALE		
OLD	NEW	Connection	OLD	NEW	Connection
NN	N	No contacts	NN	N	
MR	M	Crimp	FR	F	Crimp
MS	S	Solder	FS	G	Solder
MD	D	Board solder	FD	H	Board solder
MT	T	Screwed			

FINDING A TE PART NUMBER - 15 DIGITS

Intercontec Part Number: 60.004.11

	Letter/Number	Letter/Number	Special Character	Letter	Number	Number	Number	Special Character	Letter/Number	Letter Number	Letter/Number	Special Character	Letter	Letter/Number	Letter/Number
Part Number (Old)	Position 1	Position 2	Position 3	Position 4	Position 5	Position 6	Position 7	Position 8	Position 9	Position 10	Position 11	Position 12	Position 13	Position 14	Position 15
10.415.02	1	0	.		4	1	5	.		0	2				
60.004.11	6	0	.		0	0	4	.		1	1				
60.046.21.015	6	0	.		0	4	6	.		2	1	.	0	1	5
10.681.00-UB	1	0	.		6	8	1	.		U	B				
61.232.11.00M	6	1	.		2	3	2	.		1	1	.	0	0	M
61.232.11.C00	6	1	.		2	3	2	.		1	1	.	C	0	0
80.362.KB	8	0	.		3	6	2	.		K	B				
81.139.T92	8	1	.		1	3	9	.	T	9	2				
8C.001.01.001	8	C	.		0	0	1	.		0	1	.	0	0	1
A6.032.F15	A	6	.		0	3	2	.	F	1	5				
C6.107.00.C00	C	6	.		1	0	7	.		0	0	.	C	0	0
C0.313.00.LG	C	0	.		3	1	3	.		0	0	.	L	G	
BB.182.00-SW	B	B	.		1	8	2	.		0	0	.	S	W	
FF.051.00.010	F	F	.		0	5	1	.		0	0	.	0	1	0
40.A132.00	4	0	.	A	1	3	2	.		0	0				

TE Connectivity Part Number: 60-0004-011-0000

	Letter/Number	Letter/Number	Special Character	Letter	Number	Number	Number	Special Character	Letter/Number	Letter/Number	Letter/Number	Special Character	Letter/Number	Letter/Number	Letter/Number
Part Number (New)	Position 1	Position 2	Position 3	Position 4	Position 5	Position 6	Position 7	Position 8	Position 9	Position 10	Position 11	Position 12	Position 13	Position 14	Position 15
10-0415-002-000	1	0	-	0	4	1	5	-	0	0	2	-	0	0	0
60-0004-011-000	6	0	-	0	0	0	4	-	0	1	1	-	0	0	0
60-0046-021-015	6	0	-	0	0	4	6	-	0	2	1	-	0	1	5
10-0681-000-0UB	1	0	-	0	6	8	1	-	0	0	0	-	0	U	B
61-0232-011-00M	6	1	-	0	2	3	2	-	0	1	1	-	0	0	M
61-0232-011-C00	6	1	-	0	2	3	2	-	0	1	1	-	C	0	0
80-0362-0KB-000	8	0	-	0	3	6	2	-	0	K	B	-	0	0	0
81-0139-T92-000	8	1	-	0	1	3	9	-	T	9	2	-	0	0	0
8C-0001-001-001	8	C	-	0	0	0	1	-	0	0	1	-	0	0	1
A6-0032-F15-000	A	6	-	0	0	3	2	-	F	1	5	-	0	0	0
C6-0107-000-C00	C	6	-	0	1	0	7	-	0	0	0	-	C	0	0
C0-0313-000-0LG	C	0	-	0	3	1	3	-	0	0	0	-	0	L	G
BB-0182-000-0SW	B	B	-	0	1	8	2	-	0	0	0	-	0	S	W
FF-0051-000-010	F	F	-	0	0	5	1	-	0	0	0	-	0	1	0
40-A132-000-000	4	0	-	A	1	3	2	-	0	0	0	-	0	0	0

912

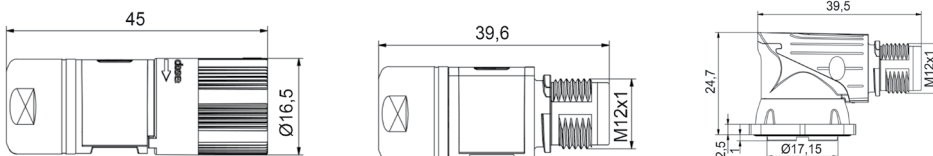
Pin Number			SpeedTec Plug	SpeedTec Extension	SpeedTec Receptacle angled, rotatable	
8 (3+PE+4) 	M	TE		BKA441N00xx100B000	BGA442N0000yyyy000	
		IC		BKUA441NN00xx100B000	BEDA442NN0000yyyy000	
	F	TE	BSA440N00xx100B000			
		IC	BSTA440NN00xx100B000			
10 (3+PE+6) 	M	TE		BKA461N00xx100B000	BGA462N0000yyyy000	
		IC		BKUA461NN00xx100B000	BEDA462NN0000yyyy000	
	F	TE	BSA460N00xx100B000			
		IC	BSTA460NN00xx100B000			
TECHNICAL DATA			Housing:..... zinc diecast, nickel-plated, plastic coated Insulation insert:..... PA / PBT, UL 94-V0 Sealing:..... FPM Clamp ring:..... brass, nickel-plated Current:..... 8 A (3+PE)/1A (4x) (8 pin), 8 A (3+PE)/1A (6x) (10 pin)		Voltage:..... 630 V / 48 V (8 pin), 300 V / 32 V(4x), 50 V (2x) (10pin) Protection type:..... IP 66/67 connected Mating Cycles:..... 500 Temperature range:..... -20 °C to 130 °C Shielding:..... EMC 360 ° shielded housing	

Note: M = Male, F = Female

xx=08: cable dia. 8.0 - 8.9 mm, 09: cable dia. 8.7 - 9.9 mm  
 yyyy receptacle angled=100B: flange size 21.6 x 21.6 mm, 101B: flange size 25.7 x 25.7 mm








CONTACT PN	CRIMPING RANGE AWG / mm²	CONTACT FEATURE / CONTACT DIAMETER mm	CRIMP TOOL PN	LOCATOR / CRIMPING INSERT	INSULATION INSERT				
					440 8 - F	441 8 - M	442 8 - M	460 10 - F	461 10 - M
TE 1658537-3 IC 60.438.00	AWG 24-20 / 0.2 - 0.6	Bandoleer socket D-Sub/1	58448-3		4x			4x	
TE 1658542-2 IC 60.457.00									
TE 1658538-2 IC 60.218.00	AWG 28-24 / 0.08 - 0.22	Bandoleer socket D-Sub/1	58448-3		4x			4x	
TE 60-0278-011-000 IC 60.278.11									
TE 1658539-1 IC 61.233.00	AWG 24-20 / 0.2 - 0.6	Bandoleer pin D-Sub/1	58448-3			4x	4x		4x
TE 1658541-1 IC 61.379.00									
TE 1658540-4 IC 61.222.00	AWG 28-24 / 0.08 - 0.22	Bandoleer pin D-Sub/1	58448-3			4x	4x		4x
TE 61-0252-011-000 IC 61.252.11									
TE 61-0252-011-000 IC 61.252.11	AWG 32-22 / 0.03 - 0.34	Pin / 0.6	CO-0325-000-000 CO.325.00	CO-0265-000-000 CO.265.00	4x	4x		6x	

MAIN DIMENSIONS, HOUSING VARIANTS





915

Pin Number								
9 (3+PE+5) 	M	TE	ESA201N00xx0500000	EKA201N00xx0500000	EEA201N0000yyyy000	EGA201N00000800000	EGA103N0000yyyy000	
		IC	ESTA201NN00xx0500000	EKUA201NN00xx0500000	EEGA201NN0000yyyy000	EEDA201NN00000800000	EEDA103NN0000yyyy000	
	F	TE	ESA202N00xx0500000	EKA202N00xx0500000	EEA202N0000yyyy000	EGA202N00000800000	EGA107N0000yyyy000	
		IC	ESTA202NN00xx0500000	EKUA202NN00xx0500000	EEGA202NN0000yyyy000	EEDA202NN00000800000	EEDA107NN0000yyyy000	
15 (12+3) 	M	TE	ESA204N00xx0003000	EKA204N00xx0003000	EEA204N0000yyyy000	EGA204N00000600000	EGA103N0000yyyy000	
		IC	ESTA204NN00xx0003000	EKUA204NN00xx0003000	EEGA204NN0000yyyy000	EEDA204NN00000600000	EEDA103NN0000yyyy000	
	F	TE	ESA205N00xx0003000	EKA205N00xx0003000	EEA205N0000yyyy000	EGA205N00000600000	EGA107N0000yyyy000	
		IC	ESTA205NN00xx0003000	EKUA205NN00xx0003000	EEGA205NN0000yyyy000	EEDA205NN00000600000	EEDA107NN0000yyyy000	
TECHNICAL DATA			Housing:.....zinc diecast, nickel-plated, plastic coated Insulation insert: .....PA/PBT, UL 94-V0 Sealing:.....FPM Clamp ring: .....brass, nickel-plated Current: .....14 A(3+PE)/3,6 A (5x) (9 pin), 5 A(12x/14 A (3x) (12+3 pin)			Voltage:.....630 V / 63 V (9 pin), 63 V (12+3 pin) Protection type:.....IP 66/67 connected Mating Cycles:.....500 Temperature range:.....-20 °C to 130 °C Shielding:.....EMC 360 ° shielded housing		

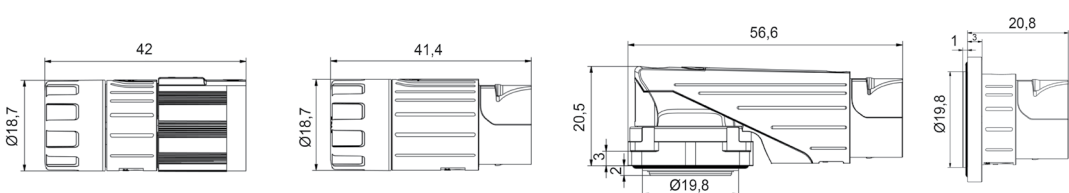
Note: M = Male, F = Female

xx = 31: cable dia. 4.5 - 6.5 mm, 32: cable dia. 6.5 - 8.5 mm,  
 xx = 33: cable dia. 8.5 - 10.5 mm, 34: cable dia. 10.5 - 12.0 mm,

yyyy receptacle = 0001: flange size 21.6 x 21.6 mm, 0002: flange size 25.7 x 25.7 mm  
 yyyy double receptacle = 0001: flange size 25.8 x 25.8 mm, 0002: flange size 28.0 x 28.0 mm

CONTACT PN	CRIMPING RANGE mm <sup>2</sup>	CONTACT FEATURE/ CONTACT DIAMETER mm	CRIMP TOOL PN	INSULATION INSERT					
				201 9-M	202 9-F	204 15-M	205 15-F	103 9+15-M	107 9+15-F
TE 60-0251-011-000	0.5 - 1.5	Slotted power /1	CO-0235-000-000	4x	4x	3x	7x	7x	
IC 60.251.11			CO.235.00						
TE 60-0252-011-000	0.05 - 0.75	Female Signal /1	CO-0235-000-000	5x	12x	17x	17x	17x	
IC 60.252.11			CO.235.00						
TE 60-0265-011-000	0.05 - 0.75	Slotted power /1	CO-0235-000-000	4x	3x	7x	7x	7x	
IC 60.265.11			CO.235.00						
TE 61-0231-011-000	0.5 - 1.5	Pin power /1	CO-0235-000-000	4x	3x	7x	7x	7x	
IC 61.231.11			CO.235.00						
TE 61-0232-011-000	0.05 - 0.75	Pin Signal /1	CO-0235-000-000	5x	12x	17x	17x	17x	
IC 61.232.11			CO.235.00						
TE 61-0139-011-000	0.05 - 0.75	Pin power /1	CO-0235-000-000	4x	3x	7x	7x	7x	
IC 61.139.11			CO.235.00						

MAIN DIMENSIONS, HOUSING VARIANTS



ACCESSORIES



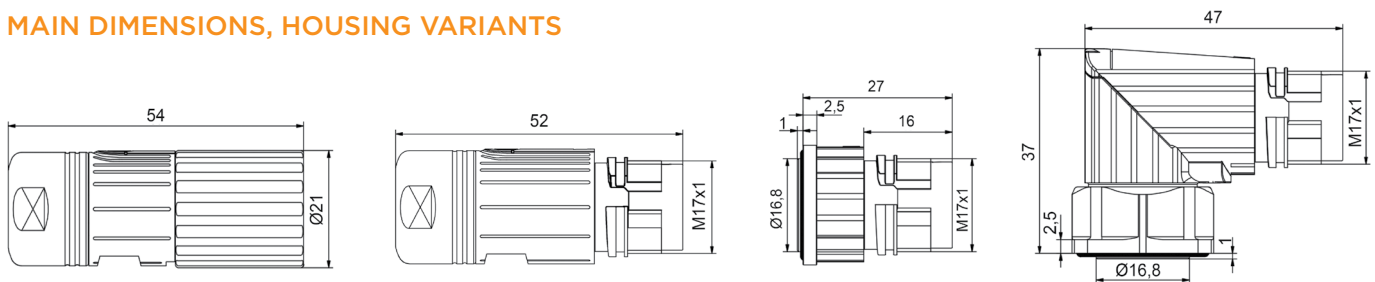
Plastic protection cap  
 TE: 8A-0033-000-000  
 IC: 8A.033.00

Pin Number			Screw plug	SpeedTec Plug	SpeedTec Extension	SpeedTec Receptacle	SpeedTec Receptacle angled, rotatable	
 4 (3+PE)	M	TE	BSA894N00xx202A000	BSA894N00xx056A000	BKA894N00xx056A000	BEA894N0000051A000	BGC894N0000yyyy000	
		IC	BSTA894NN00xx202A000	BSTA894NN00xx056A000	BKUA894NN00xx056A000	BEGA894N0000051A000	BEDC894NN0000yyyy000	
	F	TE	BSA896N00xx202A000	BSA896N00xx056A000	BKA896N00xx056A000	BEA896N0000051A000	BGC896N0000yyyy000	
		IC	BSTA896NN00xx202A000	BSTA896NN00xx056A000	BKUA896NN00xx056A000	BEGA896N0000051A000	BEDC896NN0000yyyy000	
 7 (6+PE) max. 10A	M	TE	BSA863N00xx201A000	BSA863N00xx055A000	BKA863N00xx055A000	BEA863N0000050A000	BGC863N0000yyyy000	
		IC	BSTA863NN00xx201A000	BSTA863NN00xx055A000	BKUA863NN00xx055A000	BEGA863NN0000050A000	BEDC863NN0000yyyy000	
	F	TE	BSA861N00xx201A000	BSA861N00xx055A000	BKA861N00xx055A000	BEA861N0000050A000	BGC861N0000yyyy000	
		IC	BSTA861NN00xx201A000	BSTA861NN00xx055A000	BKUA861NN00xx055A000	BEGA861NN0000050A000	BEDC861NN0000yyyy000	
 7 (6+PE) 14A	M	TE	BSA878N00xx201A000	BSA878N00xx055A000	BKA878N00xx055A000	BEA878N0000050A000	BGC878N0000yyyy000	
		IC	BSTA878NN00xx201A000	BSTA878NN00xx055A000	BKUA878NN00xx055A000	BEGA878NN0000050A000	BEDC878NN0000yyyy000	
	F	TE	BSA880N00xx201A000	BSA880N00xx055A000	BKA880N00xx055A000	BEA880N0000050A000	BGC880N0000yyyy000	
		IC	BSTA880NN00xx201A000	BSTA880NN00xx055A000	BKUA880NN00xx055A000	BEGA880NN0000050A000	BEDC880NN0000yyyy000	
 9 (3+PE+5)	M	TE	BSA906N00xx201A000	BSA906N00xx055A000	BKA906N00xx055A000	BEA906N0000050A000	BGC906N0000yyyy000	
		IC	BSTA906NN00xx201A000	BSTA906NN00xx055A000	BKUA906NN00xx055A000	BEGA906NN0000050A000	BEDC906NN0000yyyy000	
	F	TE	BSA908N00xx201A000	BSA908N00xx055A000	BKA908N00xx055A000	BEA908N0000050A000	BGC908N0000yyyy000	
		IC	BSTA908NN00xx201A000	BSTA908NN00xx055A000	BKUA908NN00xx055A000	BEGA908NN0000050A000	BEDC908NN0000yyyy000	
 1 singletec	M	TE		PSA002N00xx050A000	PKA002N00xx050A000	PEA002N0000060A000		
		IC		SSTA002NN00xx050A000	SKUA002NN00xx050A000	SEGA002NN0000060A000		
	F	TE		PSA001N00xx050A000	PKA001N00xx050A000	PEA001N0000060A000		
		IC		SSTA001NN00xx050A000	SKUA001NN00xx050A000	SEGA001NN0000060A000		
<b>TECHNICAL DATA</b>			Housing: ..... zinc diecast and brass, nickel-plated Insulation insert: ..... PA / PBT, UL 94-V0 Contacts: ..... brass gold plated Sealing: ..... FPM Clamp ring: ..... brass, nickel-plated Current: ..... 10 A (7 pin), 14 A (7, 9 pin), 20 A (4 pin), 64 A (1 pin)			Voltage: ..... Power: 630 V Signal: 63 V (9 pin) Protection type: ..... IP 66/67 connected Mating Cycles: ..... 500 Temperature range: ..... -20 °C to 130 °C Shielding: ..... EMC 360 ° shielded housing		

Note: M = Male, F = Female

xx = 87: cable dia. 3.5 - 6.0 mm, 85: cable dia. 6.0 - 9.5 mm, 86: cable dia. 9.5 - 12.0 mm  
 yyyy 4way = 053A: flange size 21.6 x 21.6 mm, 054A: flange size 25.7 x 25.7 mm, 055A: flange size 28.0 x 28.0 mm  
 yyyy 7/9 way = 051A: flange size 21.6 x 21.6 mm, 052A: flange size 25.7 x 25.7 mm, 050A: flange size 28.0 x 28.0 mm

MAIN DIMENSIONS, HOUSING VARIANTS



CONTACT PN	CRIMPING RANGE mm <sup>2</sup>	CONTACT FEATURE/ CONTACT DIAMETER mm	CRIMP TOOL PN	INSULATION INSERT										
				896 4-M	894 4-F	863 7-M	878 7-M	861 7-F	880 7-F	908 9-F	908 9-F	002 1-M	001 1-F	
TE 60-0001-011-000 IC 60.001.11	0.06-1.0	wire spring/1	CO-0235-000-000 CO.235.00					7x						
TE 60-0011.011-000 IC 60.011.11		slotted/1	CO-0235-000-000 CO.235.00					7x						
TE 60-0172-011-000 IC 60.172.11	0.03-0.34	slotted/1	CO-0235-000-000 CO.235.00					7x						
TE 60-0159.011-000 IC 60.159.11		0.5-1.5	wire spring/1	CO-0235-000-000 CO.235.00						7x		4x		
TE 60-0197-011-000 IC 60.197.11	0.35-2.5	slotted/2	CO-0235-000-000 CO.235.00		4x									
TE 60-0205-011-000 IC 60.205.11		0.05-0.5	slotted/0.6	CO-0235-000-000 CO-235-00								5x		
TE 60-0232-011-000 IC 60.232.11	6.0-10.0	socket lamella/3.6	CO-0008-000-000 CO-008-00											1x
TE 60-0240-011-000 IC 60.240.11		1.5-4.0	socket lamella/3.6	CO.008.00 CO-0008-000-000										
TE 61-0004-011-000 IC 61.004.11	0.06-1.0	slotted/1	CO-0235-000-000 CO.235.00			7x								
TE 61-0083-011-000 IC 61.083.11		0.03-0.34	slotted/1	CO-0235-000-000 CO.235.00			7x							
TE 61-0141-011-000 IC 61.141.11	0.5-1.5	pin/1	CO-0235-000-000 CO.235.00				7x			4x				
TE 61-0167-011-000 IC 61.167.11		0.35-2.5	pin/2	CO-0235-000-000 CO.235.00	4x									
TE 61-0178-011-000 IC 61.178.11	0.05-0.5	pin/0.6	CO-0235-000-000 CO.235.00							5x				
TE 61-0215-011-000 IC 61.215.11		6.0-10.0	pin/3.6	CO-0008-000-000 CO.008.00									1x	
TE 61-0220-011-000 IC 61.220.11	1.5-4.0	pin/3.6	CO-0008-000-000 CO.008.00										1x	

ACCESSORIES



Plastic protection cap  
TE: 8A-0029-000-000  
IC: 8A.029.00



Metal flange, hinged  
TE: E0-0194-002-000  
IC: E0.194.02



Metal protection cap  
TE: 8B-0048-0001-000  
IC: 8B.048.01



Metal protection cap  
TE: 8B-0067-001-000  
IC: 8B.067.01

AUTOMATION OPTIONS

- Contacts on reel and processing with strip crimping machine on request
- Power crimping of turned contacts on request



Power crimping machine



Strip-crimping machine

ASSEMBLY TOOLS




Fixture  
TE: WA-0100-092-000  
IC: WA10092



Fitting tool for insulator  
TE: C6-0107-000-000  
IC: C6.107.00













Removing tool for insulator  
TE: C4-0022-000-000  
IC: C4.022.00



Positioning insert  
TE: CO-0249-000-000  
IC: CO.249.00

923

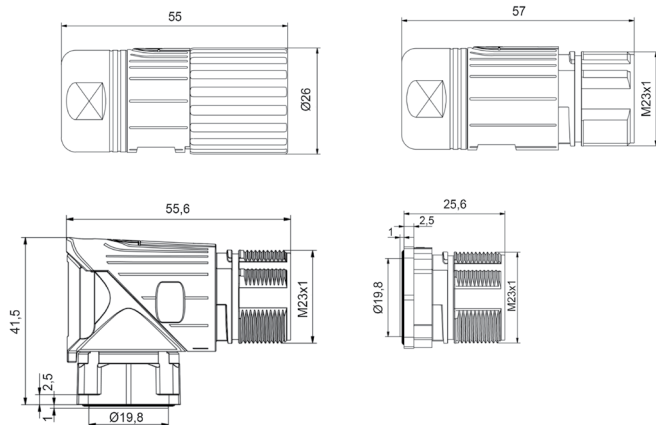
Pin Number							
			Screw plug	SpeedTec Plug	SpeedTec Extension	SpeedTec Receptacle	SpeedTec Receptacle angled, rotatable
6 (5+PE) 	M	TE			BKA186N00xx0100000	BEA116N0000yyyy000	BGA106N0000yyyy000
		IC			BKUA186NN00xx0100000	BEGA116NN0000010100	BEDA106NN00000100000
	F	TE	BSA085N00xx0235000	BSA085N00xx0100000			
		IC	BSTA085NN00xx0235000	BSTA085NN00xx0100000			
8 (3+PE+4) 	M	TE			BKA199N00xx0100000	BEA120N0000yyyy00	BGA110N0000yyyy000
		IC			BKUA199NN00xx0100000	BEGA120NN00000yyyy00	BEDA110NN00000yyyy000
	F	TE	BSA078N00xx0235000	BSA078N00xx0100000			
		IC	BSTA078NN00xx0235000	BSTA078NN00xx0100000			
9 (3+PE+5) 	M	TE			BKA145N00xx0100000	BEA144N0000yyyy00	BGA091N0000yyyy000
		IC			BKUA145NN00xx0100000	BEGA144NN00000yyyy00	BEDA091NN00000yyyy000
	F	TE	BSA082N00xx0235000	BSA082N00xx0100000			
		IC	BSTA082NN00xx0235000	BSTA082NN00xx0100000			
9B (3+PE+5) 	M	TE			BKA201N00xx0100000		
		IC			BKUA201NN00xx0100000		
	F	TE	BSA200N00xx0235000	BSA200N00xx0100000			
		IC	BSTA200NN00xx0235000	BSTA200NN00xx0100000			
1  singletec	M	TE	PSA002N00xx0001000		PKA002N00xx0001000	PEA002N00000001000	
		IC	SSTA002NN00xx0001000		SKUA002NN00xx0001000	SEGA002NN00000001000	
	F	TE	PSA001N00xx0001000		PKA001N00xx0001000	PEA001N000000001000	
		IC	SSTA001NN00xx0001000		SKUA001NN00xx0001000	SEGA001NN000000001000	
<b>TECHNICAL DATA</b>			Housing: ..... zinc diecast and brass, nickel-plated Insulation insert: ..... PA/PBT, UL 94-V0 Contacts: ..... brass gold plated Sealing: ..... FPM Clamp ring: ..... brass, nickel-plated		Current: ..... 30 A (6, 8, 9 pin), 200 A (1 pin) Voltage: ..... 630 V Protection type : ..... IP 66/67 connected Mating Cycles: ..... 500 Temperature range: ..... -20 °C to 130 °C Shielding: ..... EMC 360 ° shielded housing		

Note: M = Male, F = Female

XX = 43: cable dia. 4.2 - 6.6 mm, 48: cable dia. 7.5 - 12.0 mm, 42: cable dia. 9.5 - 14.5 mm, 59: cable dia. 14.0 - 17.0 mm

BEGA-type yyyy = 0100: flange size 25.7 x 25.7 mm, 0101: flange size 28.0 x 28.0 mm  
BEDC-type yyyy = 1116: flange size 25.7 x 25.7 mm, 1100: flange size 28.0 x 28.0 mm

MAIN DIMENSIONS, HOUSING VARIANTS



AUTOMATION OPTIONS

- Contacts on reel and processing with strip-crimping machine on request
- Power crimping of turned contacts on request




Power crimping machine



Strip-crimping machine

CONTACT PN	CRIMPING RANGE mm <sup>2</sup>	CONTACT FEATURE/ CONTACT DIAMETER mm	CRIMP TOOL PN	INSULATION INSERT											
				085	186	116 106	078	199	120 110	082 200	201	144 145 091	001	002	
TE 60-0254-011-000 IC 60.254.11	0.35 - 2.5	tension spring / 2	CO-0236-000-000	6x			4x			4x					
CO.236.00															
TE 60-0302-011-000 IC 60.302.11	2.5 - 4	tension spring / 2	CO-0236-000-000	6x			4x			4x					
CO.236.00															
TE 61-0021-011-000 IC 61.021.11	0.35 - 2.5	pin extension / 2	CO-0236-000-000		6x		4x			4x					
CO.236.00															
TE 61-0027-011-000 IC 61.027.11	2.5 - 4	pin extension / 2	CO-0236-000-000		6x		4x			4x					
CO.236.00															
TE 61-0194-011-000 IC 61.194.11	0.1 - 0.5	pin receptacle / 2	CO-0236-000-000			6x		4x		4x					
CO.236.00															
TE 61-0193-011-000 IC 61.193.11	0.35 - 2.5	pin receptacle / 2	CO-0236-000-000			6x		4x		4x					
CO.236.00															
TE 60-0011-011-000 IC 60.011.11	0.14 - 1.0	slotted / 1	CO-0236-000-000				4x		5x						
CO.236.00															
TE 60-0216-011-000 IC 60.216.11	0.5 - 1.5	slotted / 1	CO-0236-000-000				4x		5x						
CO.236.00															
TE 61-0020-011-000 IC 61.020.11	0.14 - 1.0	pin extension / 1	CO-0236-000-000				4x		5x						
CO.236.00															
TE 61-0189-011-000 IC 61.189.11	0.5 - 1.5	pin extension / 1	CO-0236-000-000				4x		5x						
CO.236.00															
TE 61-0083-011-000 IC 61.083.11	0.03 - 0.34	pin receptacle / 1	CO-0235-000-000					4x		5x					
CO.235.00															
TE 61-0004-011-000 IC 61.004.11	0.14 - 1.0	pin receptacle / 1	CO-0236-000-000					4x		5x					
CO.236.00															
TE 60-0185-023-000 IC 60.185.23	10	socket lamella / 8	CO-0207-000-000												1x
CO.207.00															
TE 60-0195-023-000 IC 60.195.23	16	socket lamella / 8	CO-0207-000-000												1x
CO.207.00															
TE 60-0194-023-000 IC 60.194.23	25	socket lamella / 8	CO-0207-000-000												1x
CO.207.00															
TE 60-0193-023-000 IC 60.193.23	35	socket lamella / 8	CO-0207-000-000												1x
CO.207.00															
TE 60-0192-023-000 IC 60.192.23	50	socket lamella / 8	CO-0207-000-000												1x
CO.207.00															
TE 61-0164-023-000 IC 61.164.23	10	pin / 8	CO-0207-000-000												1x
CO.207.00															
TE 61-0163-023-000 IC 61.163.23	16	pin / 8	CO-0207-000-000												1x
CO.207.00															
TE 61-0159-023-000 IC 61.159.23	25	pin / 8	CO-0207-000-000												1x
CO.207.00															
TE 61-0161-023-000 IC 61.161.23	35	pin / 8	CO-0207-000-000												1x
CO.207.00															
TE 61-0162-023-000 IC 61.162.23	50	pin / 8	CO-0207-000-000												1x
CO.207.00															

ACCESSORIES



**Metal flange, hinged**  
TE: E0-0222-002-000  
IC: E0.222.00




**Plastic protection cap**  
TE: 8B-0070-000-000  
IC: 8B.070.00



**Plastic protection cap**  
TE: 8B-0071-000-000  
IC: 8B.071.00



**Assembly tool for coupling nut**  
TE: C8-0004-000-000  
IC: C8.004.00











**Fixture**  
TE: VB-0005-000-000  
IC: VB.005.00



**Adjusting lever**  
TE: C6-0019-000-000  
IC: C6.019.00

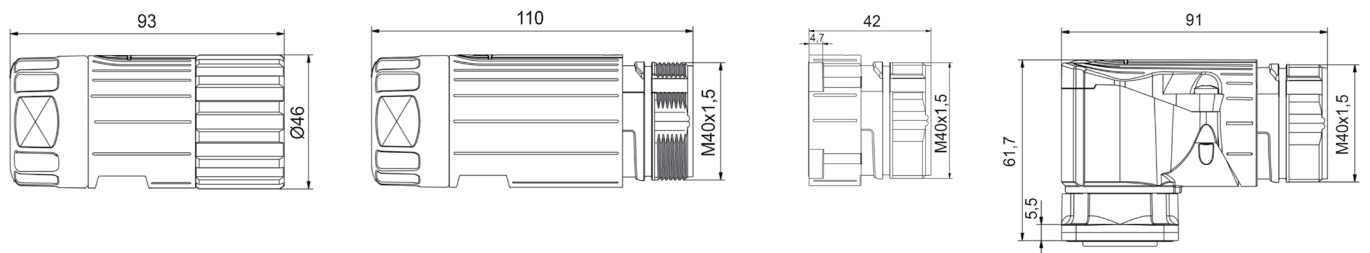
940

Pin Number							
			Screw plug	SpeedTec Plug	SpeedTec Extension	SpeedTec Receptacle	SpeedTec Receptacle angled, rotatable
6 (3+PE+2) 	M	TE			CKA267N00xx0026000	CEA270N000000030000	CGE270N000000020000
		IC			CKUA267NN00xx0026000	CEGA270NN000000030000	CEDE270NN000000020000
	F	TE	CSA263N00xx0001000	CSA263N00xx0020000			
		IC	CSTA263NN00xx0001000	CSTA263NN00xx0020000			
8 (3+PE+4) 	M	TE			CKA268N00xx0026000	CEA271N000000030000	CGE271N000000020000
		IC			CKUA268NN00xx0026000	CEGA271NN000000030000	CEDE271NN000000020000
	F	TE	CSA264N00xx0001000	CSA264N00xx0020000			
		IC	CSTA264NN00xx0001000	CSTA264NN00xx0020000			
9 (3+PE+5) 	M	TE			CKA269N00xx0026000	CEA272N000000030000	CGE272N000000020000
		IC			CKUA269NN00xx0026000	CEGA272NN000000030000	CEDE272NN000000020000
	F	TE	CSA265N00xx0001000	CSA265N00xx0020000			
		IC	CSTA265NN00xx0001000	CSTA265NN00xx0020000			
<b>TECHNICAL DATA</b>		Housing: ..... zinc diecast and brass, nickel-plated Insulation insert: ..... PA, UL 94-V0 Contacts: ..... brass gold plated Sealing: ..... FPM Clamp ring: ..... brass, nickel-plated			Current: ..... 75 A / 30 A Voltage: ..... 750 V / 250 V Protection type : ..... IP 66/67 connected Mating Cycles: ..... 500 Temperature range: ..... -20 °C to 130 °C Shielding: ..... EMC 360 ° shielded housing		

Note: M = Male, F = Female

XX = 03: cable dia. 7.0 - 9.0 mm, 44: cable dia. 9.0 - 16.0 mm, 45: cable dia. 16.5 - 25.0 mm

MAIN DIMENSIONS, HOUSING VARIANTS



940

CONTACT PN	CRIMPING RANGE mm <sup>2</sup>	CONTACT FEATURE/ CONTACT DIAMETER mm	CRIMP TOOL PN	LOCATOR	INSULATION INSERT									
					263 6-F	264 8-F	265 9-F	267 6-M	268 8-M	269 9-M	270 6-M	271 8-M	272 9-M	
TE 60-0254-011-000	0.35 - 2.5	tension spring / 2	CO-0201-000-000	CO-0004-000-000	2x	4x	5x							
IC 60.254.11			CO-0201-000-000	CO.004.00										
TE 60-0302-011-000	2.5 - 4	tension spring / 2	CO-0201-000-000	CO-0004-000-000	2x	4x	5x							
IC 60.302.11			CO-0201-000-000	CO.004.00										
TE 60-0225-011-000	1.5 - 10.0	tension spring 3.6	CO-0008-000-000	CO-0010-000-000	4x	4x	4x							
IC 60.225.11			CO.008.00	CO.010.00										
TE 60-0227-011-000	6.0 - 16.0	tension spring 3.6	CO-0008-000-000	CO-0010-000-000	4x	4x	4x							
IC 60.227.11			CO.008.00	CO.010.00										
TE 61-0098-011-000	0.1 - 0.5	pin extension / 2	CO-0201-000-000	CO-0009-000-000				2x	4x	5x				
IC 61.098.11			CO.201.00	CO.009.00										
TE 61-0107-011-000	0.35 - 2.5	pin extension / 2	CO-0201-000-000	CO-0009-000-000				2x	4x	5x				
IC 61.107.11			CO.201.00	CO.009.00										
TE 61-0039-011-000	1.5 - 10.0	pin extension / 3.6	CO-0008-000-000	CO-0010-000-000				4x	4x	4x				
IC 61.039.11			CO.008.00	CO.010.00										
TE 61-0040-011-000	6.0 - 16.0	pin extension / 3.6	CO-0008-000-000	CO-0010-000-000				4x	4x	4x				
IC 61.040.11			CO.008.00	CO.010.00										
TE 61-0198-011-000	0.1 - 0.5	pin recept. / 2	CO-0201-000-000	CO-0009-000-000							2x	4x	5x	
IC 61.198.11			CO.201.00	CO.009.00										
TE 61-0197-011-000	0.35 - 2.5	pin recept. / 2	CO-0201-000-000	CO-0009-000-000							2x	4x	5x	
IC 61.197.11			CO.201.00	CO.009.00										
TE 61-0196-011-000	1.5 - 4.0	pin recept. / 3.6	CO-0008-000-000	CO-0247-000-000							4x	4x	4x	
IC 61.196.11			CO.008.00	CO.247.00										
TE 61-0195-011-000	6.0 - 10.0	pin recept. / 3.6	CO-0008-000-000	CO-0247-000-000							4x	4x	4x	
IC 61.195.11			CO.008.00	CO.247.00										
TE 61-0312-011-000	3.3 - 6.0	pin recept. / 3.6	CO-0008-000-000	CO-0247-000-000							4x	4x	4x	
IC 61.312.11			CO.008.00	CO.247.00										

ACCESSORIES



**Plastic protection cap**  
TE: 8A-0004-000-000  
IC: 8A.004.00



**Metal flange, hinged**  
TE: E0-0058-002-000  
IC: E0.058.02



**Metal protection cap**  
TE: 8B-0018-001-000  
IC: 8B.018.01



**Metal protection cap**  
TE: 8B-0022-001-000  
IC: 8B.022.01

ASSEMBLY TOOLS



**Fitting tool**  
TE: C5-0018-000-000  
IC: C5.018.00



**Fixture**  
TE: VC-0004-000-000  
IC: VC.004.00

AUTOMATION OPTIONS



**Digital battery crimp tool**  
TE: CO-0313-000-000  
IC: CO.313.00



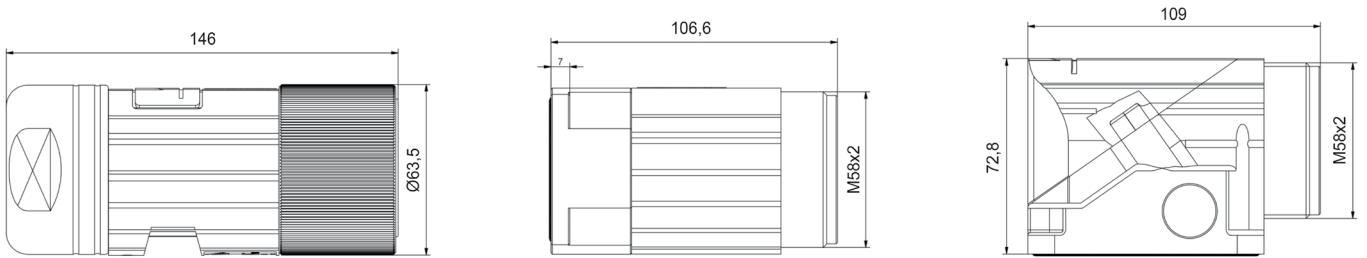
**Power crimping machine**

958

Pin Number						
			<b>Screw plug</b>	<b>Extension</b>	<b>Receptacle</b>	<b>Receptacle, angled</b>
8 (4+4) 	M	TE		DKA002N00740001000	DEA003N00000001000	DFC611T03000001000
		IC		DKUA002NN00740001000	DEGA003NN00000001000	DEWC611MT03000001000
	F	TE	DSA001N00740001000			
		IC	DSTA001NN00740001000			
<b>TECHNICAL DATA</b>		Housing:..... zinc diecast and brass, nickel-plated Insulation insert: ..... PA/ PBT, UL 94-V0 Contacts:..... brass silver/ gold plated Sealing:..... FPM Clamp rage: ..... 17.0 - 36.0 mm Clamp ring:..... aluminium, nickel-plated			Current: ..... 150 A/12 A Voltage:..... 630 V /250 V Protection type:..... IP 66/67 connected Mating Cycles:..... 500 Temperature range: ..... -20 °C to 130 °C Shielding:..... EMC 360 ° shielded housing	

Note: M = Male, F = Female

MAIN DIMENSIONS, HOUSING VARIANTS





CONTACT PN		CRIMPING RANGE mm <sup>2</sup>	CONTACT FEATURE/ CONTACT DIAMETER mm	CRIMP TOOL PN	LOCATOR / CRIMPING INSERT	INSULATION INSERT			
						001 8-F	002 8-M	003 8-M	611MT03 8-M
TE	60-0101-023-000	10	lamella/10	CO-0207-000-000	CO-0211-000-000	4x			
IC	60.101.23			CO.207.00	CO.211.00				
TE	60-0102-023-000	16	lamella/10	CO-0207-000-000	CO-0211-000-000	4x			
IC	60.102.23			CO.207.00	CO.211.00				
TE	60-0103-023-000	25	lamella/10	CO-0207-000-000	CO-0210-000-000	4x			
IC	60.103.23			CO.207.00	CO.210.00				
TE	60-0104-023-000	35	lamella/10	CO-0207-000-000	CO-0209-000-000	4x			
IC	60.104.23			CO.207.00	CO.209.00				
TE	60-0105-023-000	50	lamella/10	CO-0207-000-000	CO-0208-000-000	4x			
IC	60.105.23			CO.207.00	CO.208.00				
TE	60-0106-011-000	0,35 - 1,5	slotted socket /1,6	CO-0201-000-000	CO-0092-000-000	4x			
IC	60.106.11			CO.201.00	CO.092.00				
TE	61-0112-023-000	10	contact pin/10	CO-0207-000-000	CO-0211-000-000		4x	4x	
IC	61.112.23			CO.207.00	CO.211.00				
TE	61-0113-023-000	16	contact pin/10	CO-0207-000-000	CO-0211-000-000		4x	4x	
IC	61.113.23			CO.207.00	CO.211.00				
TE	61-0114-023-000	25	contact pin/10	CO-0207-000-000	CO-0210-000-000		4x	4x	
IC	61.114.23			CO.207.00	CO.210.00				
TE	61-0115-023-000	35	contact pin/10	CO-0207-000-000	CO-0209-000-000		4x	4x	
IC	61.115.23			CO.207.00	CO.209.00				
TE	61-0116-023-000	50	contact pin/10	CO-0207-000-000	CO-0208-000-000		4x	4x	
IC	61.116.23			CO.207.00	CO.208.00				
TE	61-0117-011-000	0,35 - 1,5	contact pin/1,6	CO-0201-000-000	CO-0093-000-000		4x	4x	
IC	61.117.11			CO.201.00	CO.093.00				
TE	61-0142-011-000	0,1 - 0,5	contact pin/1,6	CO-0201-000-000	CO-0094-000-000				4x
IC	61.142.11			CO.201.00	CO.094.00				


ACCESSORIES



Plastic protection cap  
TE: 8A-0011-000-000  
IC: 8A.011.00



Metal flange, hinged  
TE: E0-0189-002-000  
IC: E0.189.02



Fixture  
TE: VD-0006-000-000  
IC: VD.006.00



Removing tool for contact pins  
TE: C4-0005-000-000  
IC: C4.005.00



Sleeve for removing tool  
TE: C4-0008-000-000  
IC: C4.008.00

ASSEMBLY TOOLS

615

<b>Pin Number</b>		<b>ytec and itec Self-locking system</b>	<b>itec Extension</b>	<b>itec Receptacle</b>	<b>itec Receptacle angled, rotatable</b>	<b>ytec Receptacle double, rotatable</b>	
12	M	TE	ESB001N00xx0001000	EKB001N00xx0001000	EEA001N0000yyyy000	EGA001N00000600000	EGA101N0000yyyy000
		IC	ESTB001NN00xx0001000	EKB001NN00xx0001000	EEGA001NN0000yyyy000	EEDA001NN00000600000	EEDA101NN0000yyyy000
	F	TE	ESB002N00xx0001000	EKB002N00xx0001000	EEA002N0000yyyy000	EGA002N00000600000	EGA105N0000yyyy000
		IC	ESTB002NN00xx0001000	EKB002NN00xx0001000	EEGA001NN0000yyyy000	EEDA002NN00000600000	EEDA105NN0000yyyy000
<b>TECHNICAL DATA</b>		Housing:.....zinc diecast, nickel-plated, plastic coated Insulation insert:.....PA/PBT, UL 94-V0 Sealing:.....FPM Clamp ring:.....brass, nickel-plated Current:.....5 A			Voltage:.....63 V Protection type:.....IP 66/67 connected Mating Cycles:.....500 Temperature range:.....-20 °C to 130 °C Shielding:.....EMC 360 ° shielded housing		

Note: M = Male, F = Female

xx = 31: cable dia. 4.5 - 6.5 mm, 32: cable dia. 6.5 - 8.5 mm,  
xx = 33: cable dia. 8.5 - 10.5 mm, 34: cable dia. 10.5 - 12.0 mm

yyyy receptacle = 0001: flange size 21.6 x 21.6 mm, 0002: flange size 25.7 x 25.7 mm  
yyyy double receptacle = 0001: flange size 25.8 x 25.8 mm, 0002: flange size 28.0 x 28.0 mm

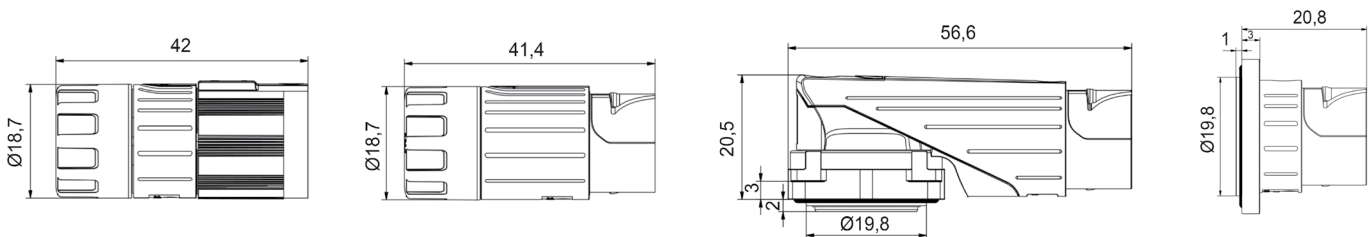
CONTACT PN	CRIMPING RANGE mm <sup>2</sup>	CONTACT FEATURE/ CONTACT DIAMETER mm	CRIMP TOOL PN	INSULATION INSERT			
				001 12-M	002 12-F	101 12+9-M	105 12+9-F
TE 60-0251-011-000	0.5 - 1.5	Slotted power /1	CO-0235-000-000				4x
IC 60.251.11			CO.235.00				
TE 60-0252-011-000	0.05 - 0.75	Female Signal /1	CO-0235-000-000		12x		17x
IC 60.252.11			CO.235.00				
TE 60-0265-011-000	0.05 - 0.75	Slotted power /1	CO-0235-000-000				4x
IC 60.265.11			CO.235.00				
TE 61-0231-011-000	0.5 - 1.5	Pin power /1	CO-0235-000-000			4x	
IC 61.231.11			CO.235.00				
TE 61-0232-011-000	0.05 - 0.75	Pin Signal /1	CO-0235-000-000	12x		17x	
IC 61.232.11			CO.235.00				
TE 61-0139-011-000	0.05 - 0.75	Pin power /1	CO-0235-000-000			4x	
IC 61.139.11			CO.235.00				

ACCESSORIES








Plastic protection cap  
TE: 8A-0033-000-000  
IC: 8A.033.00

MAIN DIMENSIONS, HOUSING VARIANTS





617

Pin Number							
			Screw plug	SpeedTec Plug	SpeedTec Extension	SpeedTec Receptacle	SpeedTec Receptacle angled, rotatable
12	M	TE			AKA047N00xx051A000	AKA047N0000050A000	AGC047N0000yyyy000
		IC			AKUA047NN00xx051A000	AKUA047NN0000050A000	AGDC047NN0000yyyy000
	F	TE		ASA046N00xx050A000			
		IC		ASTA046NN00xx050A000			
17	M	TE	ASA874N00xx200A000	ASA874N00xx050A000	AKA874N00xx051A000	AEA874N0000050A000	AGC874N0000yyyy000
		IC	ASTA874NN00xx200A000	ASTA874NN00xx050A000	AKUA874NN00xx051A000	AEGA874NN0000050A000	AEDC874NN000yyyy000
	F	TE	ASA876N00xx200A000	ASA876N00xx050A000	AKA876N00xx051A000	AEA876N0000050A000	AGC876N0000yyyy000
		IC	ASTA876NN00xx200A000	ASTA876NN00xx050A000	AKUA876NN00xx051A000	AEGA876NN0000050A000	AEDC876NN000yyyy000
TECHNICAL DATA		Housing: ..... zinc diecast and brass, nickel-plated Insulation insert: .....PA/ PBT, UL 94-V0 Contacts: .....brass gold plated Sealing: .....FPM Clamp ring: .....brass, nickel-plated Current: .....7 A (12), 3.6 A (17)			Voltage: .....32 V (12), 63 V (17) Protection type: .....IP 66/67 connected Mating Cycles: .....500 Temperature range: ...-20 °C to 130 °C Shielding: .....EMC 360 ° shielded housing		

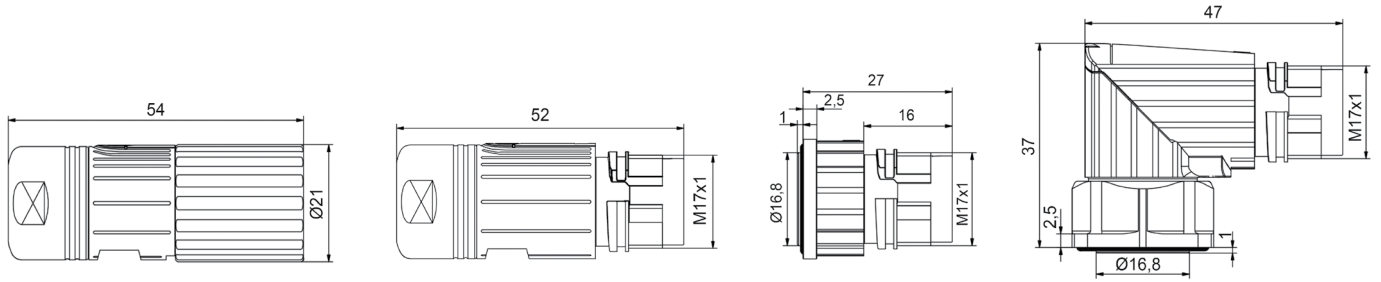
Note: M = Male, F = Female

xx = 87: Crown clamp cable dia. 3.5 - 6.0 mm, 85: Crown clamp cable dia. 6.0 - 9.5 mm, 86: Crown clamp cable dia. 9.5 - 12.0 mm  
yyyy receptacle angled = 050A: flange size 21.6 x 21.6 mm, 051A: flange size 25.7 x 25.7mm, 052A: flange size 28.0 x 28.0 mm

CONTACT PN	CRIMPING RANGE mm <sup>2</sup>	CONTACT FEATURE/ CONTACT DIAMETER mm	CRIMP TOOL PN	INSULATION INSERT			
				876 17-F	874 17-M	046 12-F/M	047 17-F
TE 60-0001-011-000	0.06 - 1.0	wire spring/1	CO-0235-000-000			12x	12x
IC 60.001.11			CO.235.00				
TE 60-0011-011-000	0.06 - 1.0	slotted/1	CO-0235-000-000			12x	12x
IC 60.011.11			CO.235.00				
TE 60-0172-011-000	0.03 - 0.34	slotted/1	CO-0235-000-000			12x	12x
IC 60.172.11			CO.235.00				
TE 60-0205-011-000	0.05 - 0.5	slotted/0.6	CO-0235-000-000	17x			
IC 60.205.11			CO.235.00				
TE 61-0004-011-000	0.06 - 1.0	slotted/1	CO-0235-000-000			12x	12x
IC 61.004.11			CO.235.00				
TE 61-0083-011-000	0.03 - 0.34	slotted/1	CO-0235-000-000			12x	12x
IC 61.083.11			CO.235.00				
TE 61-0178-011-000	0.05 - 0.5	pin/0.6	CO-0235-000-000		17x		
IC 61.178.11			CO.235.00				

## SIGNAL CONNECTORS

### MAIN DIMENSIONS, HOUSING VARIANTS



### ACCESSORIES



**Plastic protection cap**  
TE: 8A-0029-000-000  
IC: 8A.029.00



**Metal flange, hinged**  
TE: E0-0194-002-000  
IC: E0.194.02



**Metal protection cap**  
TE: 8B-0048-0001-000  
IC: 8B.048.01



**Metal protection cap**  
TE: 8B-0067-001-000  
IC: 8B.067.01

### ASSEMBLY TOOLS



**Fixture**  
TE: WA-0100-092-000  
IC: WA10092



**Fitting tool for insulator**  
TE: C6-0107-000-000  
IC: C6.107.00



**Removing tool for insulator**  
TE: C4-0022-000-000  
IC: C4.022.00

### AUTOMATION OPTIONS

- Contacts on reel and processing with strip-crimping machine on request
- Power crimping of turned contacts on request



**Strip-crimping machine**



**Power crimping machine**

623

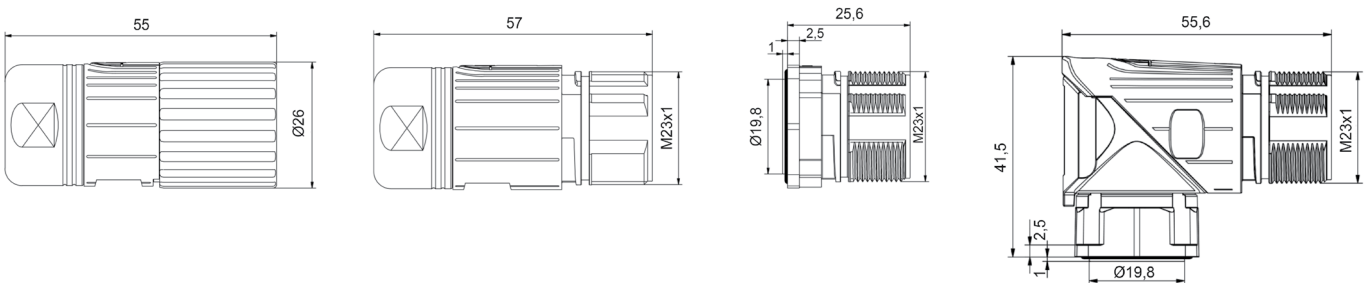
Pin Number			Screw plug	SpeedTec Plug	SpeedTec Extension	SpeedTec Receptacle	SpeedTec Receptacle angled, rotatable	
9	M	TE	ASA054N00xx0235000	ASA054N00xx0100000	AKA054N00xx0100000	AEA066N0000yyyy000	AGC066N0000yyyy000	
		IC	ASTA054NN00xx0235000	ASTA054NN00xx0100000	AKUA054NN00xx0100000	AEGA066NN0000yyyy000	AEDC066NN0000yyyy000	
	F	TE	ASA055N00xx0235000	ASA055N00xx0100000	AKA055N00xx0100000	AEA583N0000yyyy000	AGC583N0000yyyy000	
		IC	ASTA055NN00xx0235000	ASTA055NN00xx0100000	AKUA055NN00xx0100000	AEGA583NN0000yyyy000	AEDC583NN0000yyyy000	
12	M	TE	ASA013N00xx0235000	ASA013N00xx0100000	AKA013N00xx0100000	AEA175N0000yyyy000	AGC175N0000yyyy000	
		IC	ASTA013NN00xx0235000	ASTA013NN00xx0100000	AKUA013NN00xx0100000	AEGA175NN0000yyyy000	AEDC175NN0000yyyy000	
	F	TE	ASA012N00xx0235000	ASA012N00xx0100000	AKA012N00xx0100000	AEA110N0000yyyy000	AGC110N0000yyyy000	
		IC	ASTA012NN00xx0235000	ASTA012NN00xx0100000	AKUA012NN00xx0100000	AEGA110NN0000yyyy000	AEDC110NN0000yyyy000	
17	M	TE	ASA015N00xx0235000	ASA015N00xx0100000	AKA015N00xx0100000	AEA139N0000yyyy000	AGC139N0000yyyy000	
		IC	ASTA015NN00xx0235000	ASTA015NN00xx0100000	AKUA015NN00xx0100000	AEGA139NN0000yyyy000	AEDC139NN0000yyyy000	
	F	TE	ASA014N00xx0235000	ASA014N00xx0100000	AKA014N00xx0100000	AEA577N0000yyyy000	AGC577N0000yyyy000	
		IC	ASTA014NN00xx0235000	ASTA014NN00xx0100000	AKUA014NN00xx0100000	AEGA577NN0000yyyy000	AEDC577NN0000yyyy000	
19 (16+3)	M	TE	ASA559N00xx0235000	ASA559N00xx0100000	AKA559N00xx0100000	AEA560N0000yyyy000	AGC560N0000yyyy000	
		IC	ASTA559NN00xx0235000	ASTA559NN00xx0100000	AKUA559NN00xx0100000	AEGA560NN0000yyyy000	AEDC560NN0000yyyy000	
	F	TE	ASA558N00xx0235000	ASA558N00xx0100000	AKA558N00xx0100000	AEA561N0000yyyy000	AGC561N0000yyyy000	
		IC	ASTA558NN00xx0235000	ASTA558NN00xx0100000	AKUA558NN00xx0100000	AEGA561NN0000yyyy000	AEDC561NN0000yyyy000	
TECHNICAL DATA			Housing:.....zinc diecast and brass, nickel-plated Insulation insert: .....PBT, UL 94-V0 Contacts: .....brass gold plated Sealing:.....FPM Clamp ring: .....brass, nickel-plated Current: .....10 A (9 pin) 7 A (12, 17, 19 pin)			Voltage: .....63 V (19 pin) 125 V (17 pin) 160 V (9, 12 pin) Protection type : .....IP 66/67 connected Mating Cycles: .....500 Temperature range : ...-20 °C to 130 °C Shielding:.....EMC 360 ° shielded housing		

Note: M = Male, F = Female

xx = 39: cable dia. 4.5 - 8.5 mm, 41: cable dia. 6.0 - 10.0 mm, 40: cable dia. 9.5 - 13.2 mm, 73: cable dia. 9.0 - 14.7 mm

AEGA-type yyyy = 0101 flange size 25.7 x 25.7 mm, 0100: flange size 28.0 x 28.0 mm  
 AEGA-type yyyy = 0115 flange size 25.7 x 25.7 mm, 1100: flange size 28.0 x 28.0 mm


MAIN DIMENSIONS, HOUSING VARIANTS



623

CONTACT PN	CRIMPING RANGE mm <sup>2</sup>	CONTACT FEATURE/ CONTACT DIAMETER mm	CRIMP TOOL PN	INSULATION INSERT							
				055 583	054 583	012 110	013 175	014 577	015 139	558 561	559 560
TE 60-0001-011-000	0.14 - 1.0	wire spring/1	CO-0235-000-000	9x	9x	12x	12x	17x	17x	16x	16x
IC 60.001.11			CO.235.00								
TE 60-0011.011-000	0.14 - 1.0	slotted/1	CO-0235-000-000	9x	9x	12x	12x	17x	17x	16x	16x
IC 60.011.11			CO.235.00								
TE 60-0013-011-000	-1.5	Slotted solder/1		9x	9x	12x	12x	17x	17x	16x	16x
IC 60.013.11											
TE 60-0070-011-000	0.14 - 1.0	Slotted/1,5	CO-0235-000-000							3x	3x
IC 60.070.11			CO.235.00								
TE 60-0173-011-000	-1.5	Slotted solder/1,5								3x	3x
IC 60.173.11											
TE 60-0004-011-000	0.14 - 1.0	Pin/1	CO-0235-000-000	9x	9x	12x	12x	17x	17x	16x	16x
IC 61.004.11			CO.235.00								
TE 61-0006-011-000	-1.5	Pin solder/1		9x	9x	12x	12x	17x	17x	16x	16x
IC 61.006.11											
TE 61-0072-011-000	0.14 - 1.0	Pin/1,5	CO-0235-000-000							3x	3x
IC 61.072.11			CO.235.00								
TE 61-0152-011-000	-1.5	Pin solder/1,5								3x	3x
IC 61.152.11											

ACCESSORIES



**Metal flange, hinged**  
TE: E0-0223-002-000  
IC: E0.223.02



**Plastic flange, hinged**  
TE: E0-0117-000-000  
IC: E0.117.00



**Plastic protection cap**  
TE: 8B-0069-000-000  
IC: 8B.069.00



**Plastic protection cap**  
TE: 8B-0071-000-000  
IC: 8B.071.00



**Plastic protection cap**  
TE: 8A-0002-000-000  
IC: 8A.002.00

ASSEMBLY TOOLS



**Fitting tool for signal insulator**  
TE: C6-0111-000-000  
IC: C6.111.00



**Removing tool for signal insulator**  
TE: C4-0016-000-000  
IC: C4.016.00



**Fixture**  
TE: VA-0002-000-000  
IC: VA.002.00

AUTOMATION OPTIONS

- Contacts on reel and processing with strip-crimping machine on request
- Power crimping of turned contacts on request



Strip-crimping machine



Power crimping machine

# SIGNAL CONNECTORS

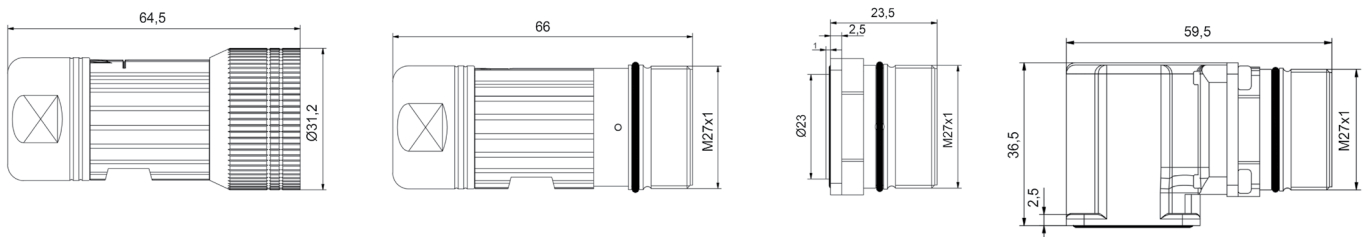
## 627

Pin Number						
			Screw plug	Extension	Receptacle	Receptacle, angled
26	M	TE	ASA385N00xx001K000	AKA385N00xx035K000	AEA385N00000002K000	AFA385N00000001K000
		IC	ASTA385NN00xx001K000	AKUA385NN00xx035K000	AEGA385NN00000002K000	AEWA385NN00000001K000
	F	TE	ASA384N00xx001K000	AKA384N00xx035K000	AEA384N00000002K000	AFA384N00000001K000
		IC	ASTA384NN00xx001K000	AKUA384NN00xx035K000	AEGA384NN00000002K000	AEWA384NN00000001K000
TECHNICAL DATA			Housing:.....zinc diecast and brass, nickel-plated Insulation insert: .....PBT, UL 94-V0 Contacts:.....brass gold plated Sealing:.....FPM Clamp ring:.....brass, nickel-plated Current:.....9 A	Voltage:.....60 V Protection type:.....IP 66/67 connected Mating Cycles:.....500 Temperature range:.....-20 °C to 130 °C Shielding:.....EMC 360 ° shielded housing		

Note: M = Male, F = Female xx = 43: cable dia. 4.2 - 6.6 mm, 48: cable dia. 7.5 - 12.0 mm, 42: cable dia. 9.5 - 14.5 mm, 59: cable dia. 14.0 - 17.0 mm


CONTACT PN	CRIMPING RANGE mm <sup>2</sup>	CONTACT FEATURE/CONTACT DIAMETER mm	CRIMP TOOL PN	INSULATION INSERT	
				384 MATING VIEW	385 MATING VIEW
TE 60-0001-011-000	0.06 - 1.0	wire spring/1	CO-0235-000-000		
IC 60.001.11			CO.235.00		
TE 60-0011-011-000	0.06 - 1.0	slotted/1	CO-0235-000-000		
IC 60.011.11			CO.235.00		
TE 60-0013-011-000	-1.5	slotted, solder/1			
IC 60.013.11					
TE 60-0172-011-000	0.03 - 0.34	slotted/1	CO-0235-000-000		
IC 60.172.11			CO.235.00		
TE 61-0004-011-000	0.06 - 1.0	pin/1	CO-0235-000-000		
IC 61.004.11			CO.235.00		
TE 61-0006-011-000	-1.5	solder bucket/1			
IC 61.006.11					
TE 61-0083-011-000	0.03 - 0.34	pin/1	CO-0235-000-000		
IC 61.083.11			CO.235.00		

### MAIN DIMENSIONS, HOUSING VARIANTS



### ACCESSORIES

### ASSEMBLY TOOLS



**Metal flange, hinged**  
TE: E0-0222-000-000  
IC: E0.222.02



**Fixture**  
TE: VB-0005-000-000  
IC: VB.005.00






**Mounting tool contact 1 mm**  
TE: C5-0002-000-000  
IC: C5.002.00



**Removing tool for insulator**  
TE: C4-0017-000-000  
IC: C4.017.00





Pin Number						
			htec SpeedTec Plug	htec Extension	htec Receptacle	htec Receptacle angled, rotatable
7 (4+PE+2) 	M	TE	HSA427N00xx0100000	HKA427N00xxyyyy000	HEC422N0000yyyy000	HGC422N0000yyyy000
		IC	H51A427NN00xx0100000	H52A427NN00xxyyyy000	H53C422NN0000yyyy000	H56C422NN0000yyyy000
	F	TE	HSA425N00xx0100000	HKA425N00xxyyyy000	HEC429N0000yyyy000	HGC429N0000yyyy000
		IC	H51A425NN00xx0100000	H52A425NN00xxyyyy000	H53C429NN0000yyyy000	H56C429NN0000yyyy000
11 (4+PE+6) 	M	TE	HSA008N00xx0100000	HKA008N00xxyyyy000	HEC011N0000yyyy000	HGC011N0000yyyy000
		IC	H51A008NN00xx0100000	H52A008NN00xxyyyy000	H53C011NN0000yyyy000	H56C011NN0000yyyy000
	F	TE	HSA002N00xx0100000	HKA002N00xxyyyy000	HEC005N0000yyyy000	HGC005N0000yyyy000
		IC	H51A002NN00xx0100000	H52002N00xxyyyy000	H53C005NN0000yyyy000	H56C005NN0000yyyy000
10 (6+3+PE) 	M	TE	HSA206N00xx0100000	HKA206N00xxyyyy000	HEC208N0000yyyy000	HGC208N0000yyyy000
		IC	H51A206NN00xx0100000	H52A206NN00xxyyyy000	H53C208NN0000yyyy000	H56C208NN0000yyyy000
	F	TE	HSA202N00xx0100000	HKA202N00xxyyyy000	HEC204N0000yyyy000	HGC204N0000yyyy000
		IC	H51A202NN00xx0100000	H52A202NN00xxyyyy000	H53C204NN0000yyyy000	H56C204N0000yyyy000
TECHNICAL DATA	Housing: .....zinc diecast and brass, nickel-plated Insulation insert: .....PA/PBT, UL 94-V0 Contacts: .....brass gold plated Sealing: .....FPM Clamp ring: .....brass, nickel-plated Current: .....Power: 30 A (7, 11 way), 25 A (10 way) Signal: 1.2 A			Voltage: .....Power: 750 VAC / 890 VDC Signal: 30 VAC / 50 VDC Protection type : .....IP 66/67 connected Mating Cycles: .....500 Temperature range: .....-20 °C to 130 °C Shielding: .....EMC 360 ° shielded housing		

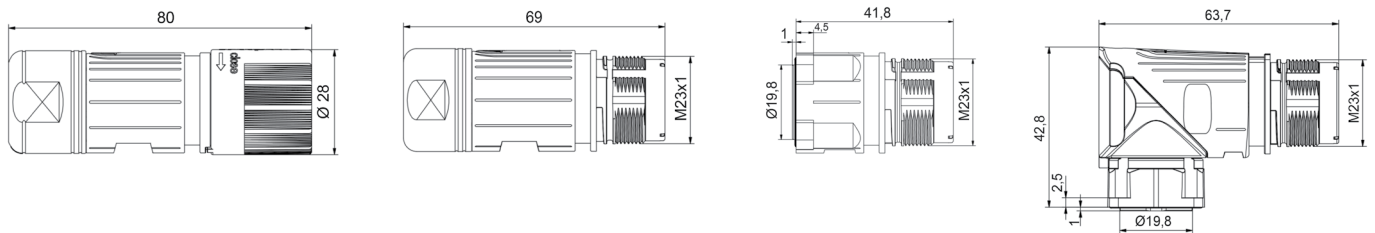
Note: M = Male, F = Female

xx = 48: Crown clamp cable dia. 7.5 - 12.0 mm, 42: Crown clamp cable dia. 9.5 - 14.5 mm, 55: Lamelle clamp cable dia. 7.5 - 12.0 mm  
 58: Lamelle clamp cable dia. 9.5 - 14.5 mm, 59: Lamelle clamp cable dia. 14.0 - 17.0 mm


yyyy extension = 0100 standard, 0200: central mout with counter nut

yyyy receptacle and receptacle angled = 0300 flange size 28.0 x 28.0 mm,  
 0200 flange size 25.7 x 25.7 mm, 0100: mounting thread M 25.0 x 1.5 mm

MAIN DIMENSIONS, HOUSING VARIANTS



ACCESSORIES



**Metal flange, hinged**  
 TE: E0-0222-002-000  
 IC: E0.222.02



**Plastic protection cap**  
 TE: 8B-0090-000-000  
 IC: 8B.090.00



**Metal protection cap**  
 TE: 8B-0091-001-000  
 IC: 8B.091.01




**Colored marking rings for connector housing**  
**yellow:**  
 TE: A6-0022-F04-000  
 IC: A6.022.F04

**green:**  
 TE: A6-0022-F11-000  
 IC: A6.022.F11  
**red:**  
 TE: A6-0022-F10-000  
 IC: A6.022.F10

723

CONTACT PN	CRIMPING RANGE mm <sup>2</sup>	CONTACT FEATURE/ CONTACT DIAMETER mm	CRIMP TOOL PN	INSULATION INSERT					
				427, 422 7-M	425, 429 7-F	008, 011 11-M	002, 005 11-F	206, 208 10-M	202, 204 10-F
TE 60-0270-011-000 IC 60.270.11	0.35 - 2.5	slotted socket / 2	CO-0324-000-000		5x		5x		7x
			CO.324.00						
TE 60-0272-011-000 IC 60.272.11	2.5 - 4.0	slotted socket / 2	CO-0201-000-000		5x		5x		7x
			CO.201.00						
TE 60-0279-011-000 IC 60.279.11	0.06 - 1.0	slotted socket / 1	CO-0324-000-000		2x		6x		3x
			CO.324.00						
TE 61-0242-011-000 IC 61.242.11	0.35 - 2.5	contact pin / 2	CO-0324-000-000	5x		5x		7x	
			CO.324.00						
TE 61-0243-011-000 IC 61.243.11	2.5 - 4.0	contact pin / 2	CO-0201-000-000	5x		5x		7x	
			CO.201.00						
TE 61-0253-011-000 IC 61.253.11	0.06 - 1.0	contact pin / 1	CO-0324-000-000	2x		6x		3x	
			CO.324.00						

OPTION: Data inserts, separately EMI shielded

TYPE	USE IN INSULATION INSERT	ETHERNET ELEMENT PN	CONTACT PN	CONTACT FEATURE/ CONTACT DIAMETER mm	CRIMP TOOL PN
2-pin 	427, 422	40-A722-000-000	61-0253-011-000	contact pin / 1	CO-0324-000-000
		40.A722.00	61.253.11		CO.324.00
	425, 429	40-A711-000-000	60-0279-011-000	slotted socket / 1	CO-0324-000-000
		40.A711.00	60.279.11		CO.324.00
6-pin 	427, 422	40-A703-000-000	61-0252-011-000	contact pin / 0.6	CO-0324-000-000
		40.A703.00	61.252.11		CO.324.00
	425, 429	40-A702-000-000	60-0278-011-000	slotted socket / 0.6	CO-0324-000-000
		40.A702.00	60.278.11		CO.324.00
4-pin 	008, 011	40-A486-000-000	61-0252-011-000	contact pin / 0.6	CO-0324-000-000
		40.A486.00	61.252.11		CO.324.00
	002, 005	40-A487-000-000	60-0278-011-000	slotted socket / 0.6	CO-0324-000-000
		40.A487.00	60.278.11		CO.324.00

ASSEMBLY TOOL SET (CASE)

TE: CO-0323-000-000  
IC: CO.323.00

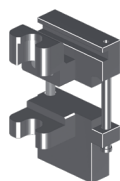
FOR DATA ELEMENT



Assembly tool  
TE: CO-0282-000-000  
IC: CO.282.00



Crimping insert  
TE: CO-0321-000-000  
IC: CO.321.00



Positioner insert  
TE: C6-0166-000-000  
IC: C6.166.00

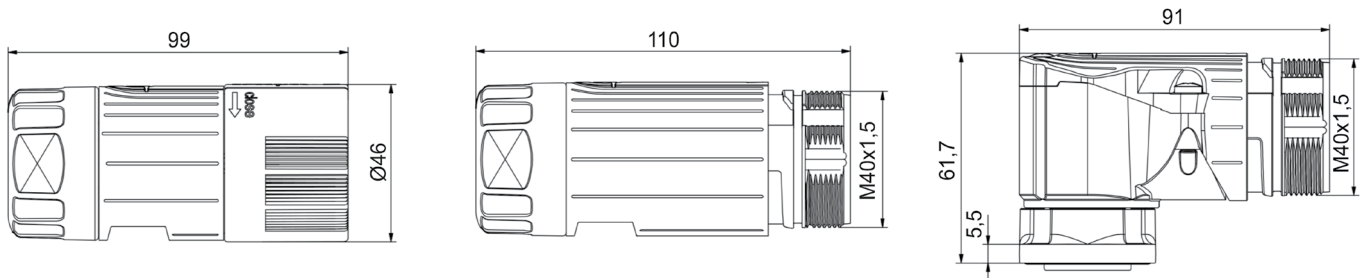
740

<b>Pin Number</b> 9 (4+PE+4) 	M F	TE	<b>htec SpeedTec Plug</b>	<b>htec Extension</b>	<b>htec Receptacle angled, rotatable</b>	
		IC		HKA503N00xx100P000	H82A503NN00xx0100000	HGE502N0000100P000
		TE	HSA501N00xx100P000			
		IC	H81A501NN00xx0100000			
<b>TECHNICAL DATA</b>		Housing:..... zinc diecast and brass, nickel-plated Insulation insert: ..... PA, UL 94-V0 Contacts:..... brass gold plated Sealing:..... FPM Clamp ring:..... brass, nickel-plated Current:..... Power: 70 A, Signal: 7 A			Voltage:..... Power: 750 VAC / 890 VDC Signal: 150 VAC / VDC Protection type :..... IP 66/67 connected Mating Cycles:..... 500 Temperature range:..... -20 °C to 130 °C Shielding:..... EMC 360 ° shielded housing	

Note: M = Male, F = Female

xx=03: cable dia. 7.0 - 9.0 mm, 44: cable dia. 9.0 - 16.0 mm, 45: cable dia. 16.5 - 25.0 mm

MAIN DIMENSIONS, HOUSING VARIANTS



ASSEMBLY TOOL SET (CASE)

TE: C0-0323-000-000  
 IC: C0.323.00

FOR CONNECTORS



**Fitting tool**  
 TE: C5-0018-000-000  
 IC: C5.018.00



**Fixture**  
 TE: VC-0004-000-000  
 IC: VC.004.00

FOR DATA ELEMENT



**Assembly tool**  
 TE: C0-0282-000-000  
 IC: C0.282.00



**Crimping insert**  
 TE: C0-0321-000-000  
 IC: C0.321.00





**Positioner insert**  
 TE: C6-0166-000-000  
 IC: C6.166.00

## HYBRID CONNECTORS

# 740

CONTACT PN	CRIMPING RANGE mm <sup>2</sup>	CONTACT FEATURE/ CONTACT DIAMETER mm	CRIMP TOOL PN	LOCATOR	INSULATION INSERT		
					501 9-F	503 9-M	502 9-M
TE 60-0225-011-000	1.5-10.0	tension spring/3.6	CO-0008-000-000	CO-0010-000-000	5x		
IC 60.225.11			CO.008.00				
TE 60-0227-011-000	6.0-16.0	tension spring/3.6	CO-0008-000-000	CO-0010-000-000	5x		
IC 60.227.11			CO.008.00				
TE 60-0279-011-000	0.06-1.0	slotted socket/1	CO-0324-000-000		4x		
IC 60.279.11			CO.324.00				
TE 60-0216-000-000	0.5-1.5	slotted socket/1	CO-0324-000-000		4x		
IC 60.216.11			CO.324.00				
TE 61-0039-011-000	1.5-10.0	pin extension/3.6	CO-0008-000-000	CO-0010-000-000		5x	
IC 61.039.11			CO.008.00				
TE 61-0040-011-000	6.0-16.0	pin extension/3.6	CO-0008-000-000	CO-0010-000-000		5x	
IC 61.040.11			CO.008.00				
TE 61-0196-011-000	1.5-4.0	pin recept./3.6	CO-0008-000-000	CO-0247-000-000			5x
IC 61.196.11			CO.008.00				
TE 61-0195-011-000	6.0-10.0	pin recept./3.6	CO-0008-000-000	CO-0247-000-000			5x
IC 61.195.11			CO.008.00				
TE 61-0312-011-000	3.3-6.0	pin recept./3.6	CO-0008-000-000	CO-0247-000-000			5x
IC 61.312.11			CO.008.00				
TE 61-0253-011-000	0.06-1.0	pin/1	CO-0324-000-000			4x	4x
IC 61.253.11			CO.324.00				
TE 61-0221-011-000	0.5-1.5	pin/1	CO-0324-000-000			4x	4x
IC 61.221.11			CO.324.00				

### OPTION: DATA INSERTS, SEPARATELY EMI SHIELDED

TYPE	USE IN INSULATION INSERT	ETHERNET ELEMENT PN	CONTACT PN	CONTACT FEATURE/ CONTACT DIAMETER mm	CRIMP TOOL PN
2-pin 	503, 502	40-A722-000-000	61-0253-011-000	contact pin/1	CO-0324-000-000
		40.A722.00	61.253.11		CO.324.00
	501	40-A711-000-000	60-0279-011-000	slotted socket/1	CO-0324-000-000
		40.A711.00	60.279.11		CO.324.00
6-pin 	503, 502	40-A703-000-000	61-0252-011-000	contact pin/0.6	CO-0324-000-000
		40.A703.00	61.252.11		CO.324.00
	501	40-A702-000-000	60-0278-011-000	slotted socket/0.6	CO-0324-000-000
		40.A702.00	60.278.11		CO.324.00

### ACCESSORIES



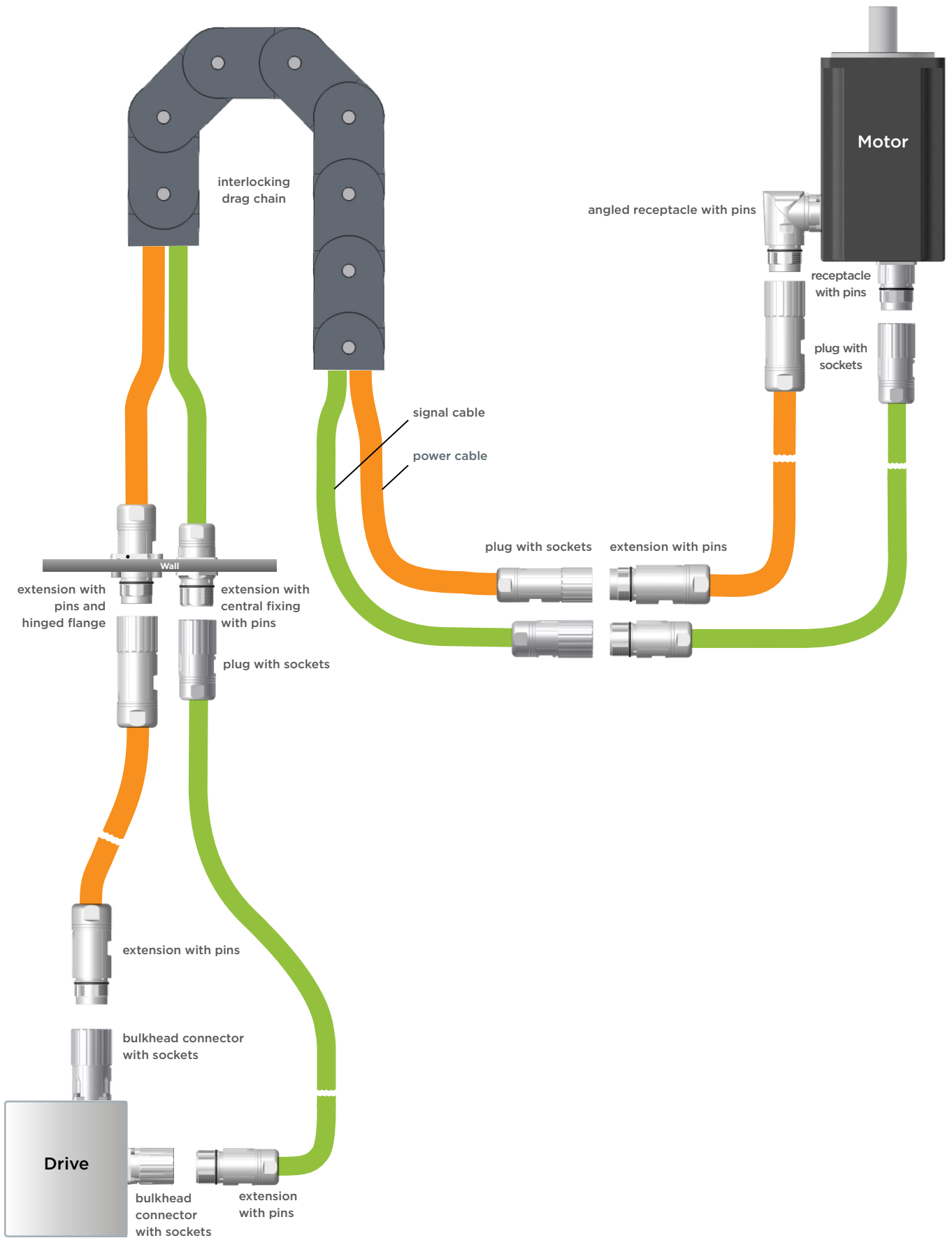
**Plastic protection cap**  
TE: 8A-0004-000-000  
IC: 8A.004.00



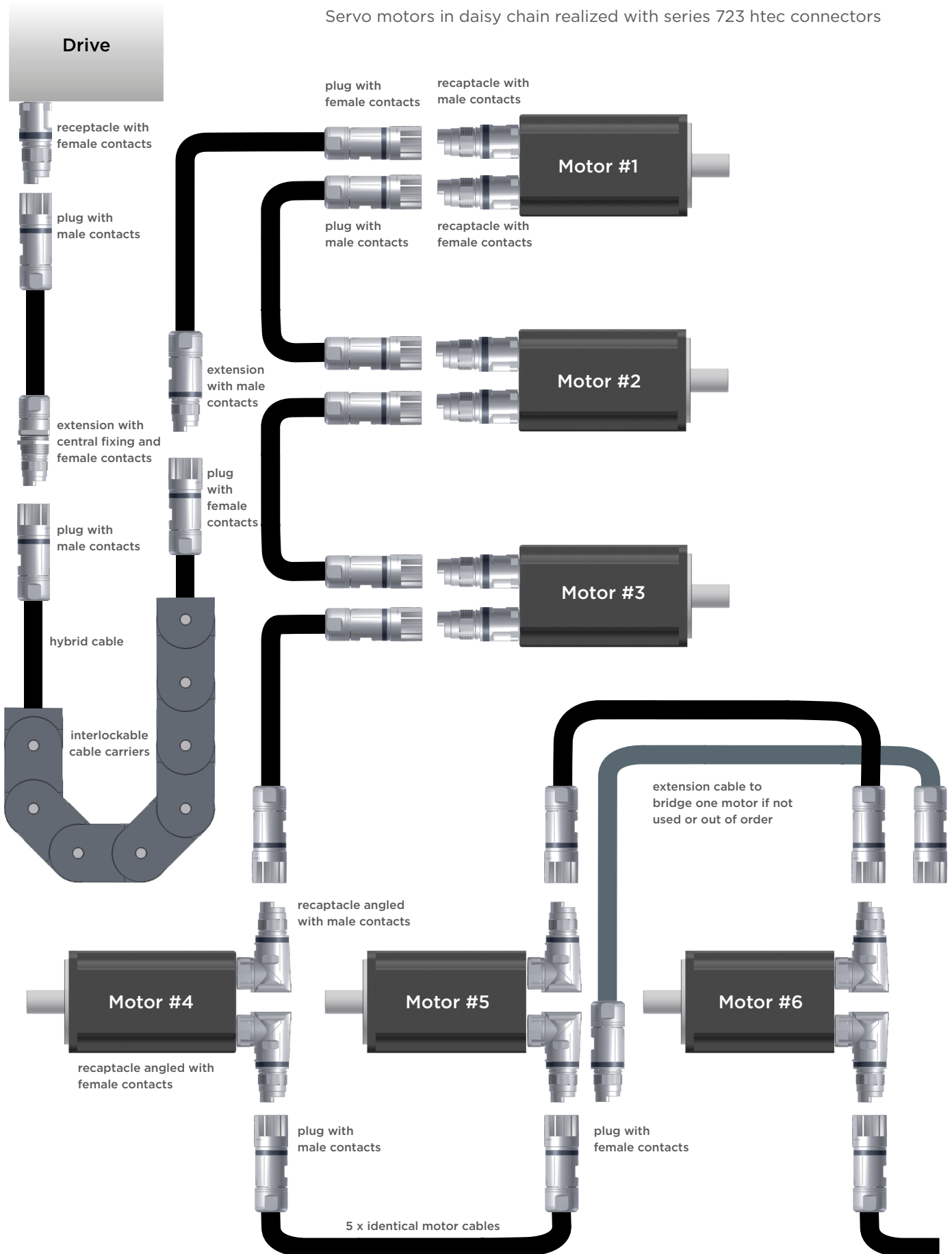
**Metal flange, hinged**  
TE: E0-0058-002-000  
IC: E0.058.02



**Metal protection cap**  
TE: 8B-0022-001-000  
IC: 8B.022.01




Servo motors in daisy chain realized with series 723 htec connectors



### ytec and itec self-locking system:

#### Automatic ytec and itec fastener for easy and safe connections

- High-quality industrial connector with metal housing
- Flat - narrow - short
- Miniaturized size in all three dimensions ensures that the system is compatible even with very small motors
- 360° EMC shielding
- High robustness against shock and vibration
- Rotatable by 300°
- Protection rating IP 66 and IP 67



The ytec system requires only one mounting hole and is available in two different flange sizes 25 and 28. The ytec system connector can be mounted in 4 different angles (0°, 90°, 180° and 270°). Additionally, after installation, the system is infinitely rotatable by 300°. Itec is available in all ytec pin layouts and is compatible with all mating ytec plugs. Ytec and the single version itec represents an ultra compact

complete system with an automatically locking quick-release fastener for easy and safe connections. The mechanically coded housing in conjunction with colour coding makes any confusion of signal and power plug impossible. Ytec and itec system connectors define a new connector dimension. Miniaturized size in all three dimensions ensures that the system is compatible even with the smallest of motors.

### locktec connector system:

#### Connector housing and plastic shell inseparably coupled after quick and easy locktec assembly

- Free assembly without overmold
- Opening the connector housing results in destruction
- Robust metal housing inside, fully EMC shielded
- IP class 66/67
- Individual labeling and coloring possible





### M23 hybrid htec connector:

Power, feedback and communication in one housing


- Hybrid cable assemblies
- Pre-wired receptacle connectors for servo motors and drive control components
- Pin or socket contacts
- Straight or angled receptacles
- IP 67, IP 68, IP 69K
- 360° EMC shielding
- CAT 5 Element separately shielded
- High robustness against shock and vibration
- Continuously rotatable
- SpeedTec quick connection system
- Touchproof power contacts



### SpeedTec connector:

Save cost with the SpeedTec quick locking system

- Connected within second-time saving
- Highest connection reliability
- 360° EMC shielding
- High robustness against shock and vibration
- IP 67, IP 68, IP 69K
- Backwards compatible to threaded connectors



---

For questions on TE Connectivity's INTERCONTEC products,  
please send your request to [intercontec@te.com](mailto:intercontec@te.com)

### te.com

htec, INTERCONTEC, itec, LiMoTEC, locktec, singletec, SpeedTec, ytec, TE Connectivity, TE connectivity (logo) and EVERY CONNECTION COUNTS are trademarks. All other logos, products and/or company names referred to herein might be trademarks of their respective owners.

The information given herein, including drawings, illustrations and schematics which are intended for illustration purposes only, is believed to be reliable. However, TE Connectivity makes no warranties as to its accuracy or completeness and disclaims any liability in connection with its use. TE Connectivity's obligations shall only be as set forth in TE Connectivity's Standard Terms and Conditions of Sale for this product and in no case will TE Connectivity be liable for any incidental, indirect or consequential damages arising out of the sale, resale, use or misuse of the product. Users of TE Connectivity products should make their own evaluation to determine the suitability of each such product for the specific application.

© 2021 TE Connectivity Ltd. family of companies All Rights Reserved.

1-1773910-3 04/21 Original: WR / WSP Rev.

### TE Connectivity Industrial

Pfnorstr. 1  
D-64293 Darmstadt  
Germany

+49 6151 607 1999

[www.te.com](http://www.te.com)

LEGAL ENTITY

## X-ON Electronics

Largest Supplier of Electrical and Electronic Components

*Click to view similar products for [Crimpers / Crimping Tools](#) category:*

*Click to view products by [TE CONNECTIVITY](#) manufacturer:*

Other Similar products are found below :

[010-0096](#) [M225201-06](#) [M225202-37](#) [6-1579015-5](#) [622-6441LF](#) [M322](#) [6-304052-1](#) [63456-0054](#) [63484-3701](#) [63800-8355](#) [63819-1875](#)  
[63819-2875](#) [63819-4475](#) [63823-3475](#) [63827-5375](#) [64001-0975](#) [64001-4175](#) [64005-0175](#) [662903-2](#) [690602-6](#) [7-1579001-9](#) [7-23471-1](#)  
[762637-1](#) [808714-1](#) [811242-5](#) [999-50-020083](#) [1-21002-3](#) [1-21002-7](#) [12085270](#) [1-21002-6](#) [1-21113-6](#) [1-22548-4](#) [125442-1](#)  
[DCE.91.073.BVC](#) [DCE.91.090.3MVM](#) [DCE.91.130.5MVU](#) [DCE.91.202.BVCM](#) [1338300-1](#) [1-354003-0](#) [1338301-1](#) [DF62/RE-MD](#) [142321](#)  
[1456088-1](#) [1490794-1](#) [1-45804-6](#) [1490357-2](#) [1490357-3](#) [AX100749](#) [1-59619-7](#) [1596970-1](#)