


### Type CJT Series

**Key Features**

- Modular versions available
- Environmental protection to IP54
- Up to 2000W power rating
- Aluminium enclosure
- Vibration resistant

**Applications**

- Power supplies
- Inverters
- Servo systems
- Electrical systems in difficult environments



TE Connectivity (TE) is a leading supplier of standard and custom-designed power resistors for industrial, control and general-purpose applications. The CJT Series of resistors are advantageous to conventional ceramic resistors in the terms of weather proofing, oscillation-resistance and safety. They are widely applied to a range of electrical circuits including power supplies, inverters and servo systems. With easy airtight fitting and the ability to fit a heatsink the resistor is highly suited to challenging environmental conditions.

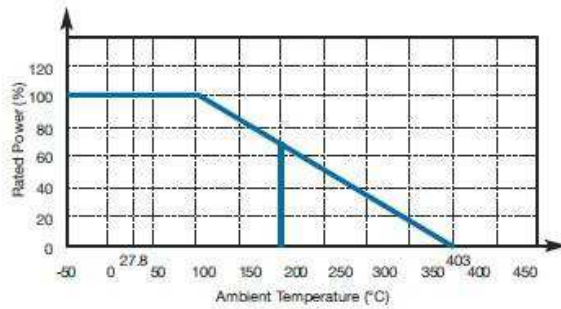
**Characteristics - Electrical**

Type	CJT60	CJT80	CJT100	CJT120	CJT150	CJT200	CJT300
Rated Power in Free Air (W)	60	80	100	120	150	200	300
Ohmic Value - Min	1R0						
Ohmic Value Max	2K7						
Tolerance	5%						
Temp. Coefficient of Resistance	440ppm						
Resistor Element Max Working Voltage	1kV						
Dielectric Voltage	AC2.5kV/1min 50Hz						
Insulation Resistance (Megohm)	R <sub>i</sub> ≥100MΩ						
Max. Surface Temp. at Rated Power Free Air (°C)	206°C	221°C	254°C	267°C	286°C	306°C	334°C
Weight	150g	185g	240g	280g	300g	445g	600g
Termination	Lead						
Lead Length	500mm						
Lead Diameter	1.5mm						
Terminal Creep Distance	n/a						

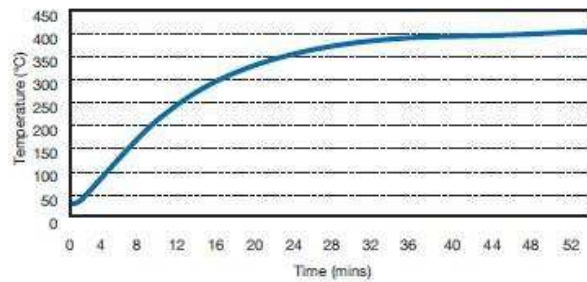
Type	CJT400	CJT500	CJT800	CJT1000	CJT1200	CJT1500	CJT2000
Rated Power in Free Air (W)	400	500	800	1000	1200	1500	2000
Ohmic Value - Min	1R0						
Ohmic Value Max	2K7						
Tolerance	5%						
Temp. Coefficient of Resistance	440ppm						
Resistor Element Max Working Voltage	1kV						
Dielectric Voltage	AC2.5kV/1min 50Hz						
Insulation Resistance (Megohm)	R <sub>i</sub> ≥100MΩ						
Max. Surface Temp. at Rated Power Free Air (°C)	370°C	358°C	311°C	372°C	406°C	419°C	453°C
Weight	765g	965g	1.18kg	3.46kg	3.885kg	4.31kg	4.89kg
Termination	Lead			Lead/Terminal			
Lead Length	500mm						
Lead Diameter	1.5mm			4mm			
Terminal Creep Distance	n/a		30mm	42mm	42mm	42mm	42mm

**Type CJT Series**

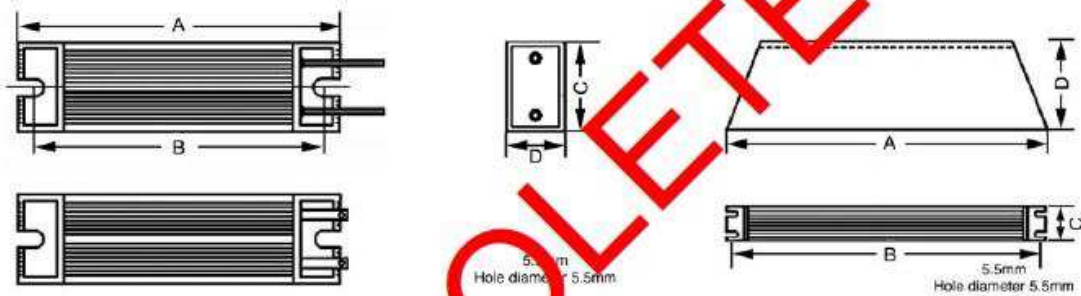
**Derating Curve**



**Temperature Rise**



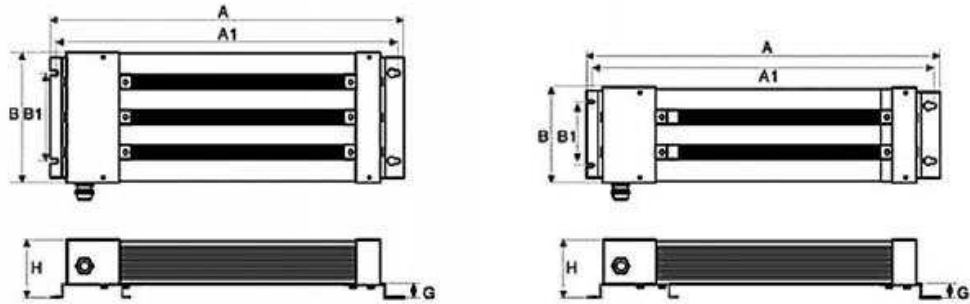
**Dimensions - CJT Series**



Rated Power (W)	Dimensions (mm)		
	B	C	D
60	115	40	20
80	120	40	20
100	125	40	20
120	130	40	20
150	135	40	20
200	145	60	30
300	165	60	30
400	185	60	30
500	205	60	30
800	300	61	59
1000	350	50	107
1200	400	50	107
1500	450	50	107
2000	550	50	107

Type CJT Series

Dimensions - CJTM Series



Type	Rated Power (W)	Resistance (Ω)		Dimensions (mm)						Connecting Wire (mm <sup>2</sup> )	Lead Length (mm)
		Min	Max	A	A1	B	B1	G	H		
CJTM1U	200	1	2K7	268	253	64	30	20	84	2.5	500
CJTM1U	300	1	2K7	318	303	64	30	20	54	2.5	500
CJTM1U	400	1	2K7	368	353	64	30	20	54	2.5	500
CJTM1U	500	1	2K7	438	423	64	30	20	54	2.5	500
CJTM1U	600	1	2K7	503	488	64	30	20	54	2.5	500
CJTM2U	800	2	5K4	372	355	84	49	20	84	2.5	500
CJTM2U	1000	2	5K4	442	425	84	49	20	84	2.5	500
CJTM2U	1200	2	5K4	507	490	84	49	20	84	2.5	500
CJTM3U	1200	3	8K1	372	355	134	75	20	84	2.5	500
CJTM3U	1500	3	8K1	442	425	134	75	20	84	2.5	500
CJTM3U	1800	3	8K1	507	490	134	75	20	84	2.5	500
CJTM4U	1600	4	10K8	372	355	184	125	20	84	2.5	500
CJTM4U	2000	4	10K8	442	425	184	125	20	84	4	500
CJTM4U	2400	4	10K8	507	490	184	125	20	84	4	500
CJTM5U	2000	5	13K5	372	355	234	175	20	84	4	500
CJTM5U	2500	5	13K5	442	425	234	175	20	84	4	500
CJTM5U	3000	5	13K5	507	490	234	175	20	84	4	500

How to Order

**CJT**

<b>Common Part</b> CJT - Single Aluminium Housed Power Resistors	<b>Power Rating</b> 60 - 60 Watt 80 - 80 Watt 100 - 100 Watt 120 - 120 Watt etc.	<b>Resistance Value</b> 1 Ohm (1000 Milliohms) 1R0 10 Ohms (10 Ohms) 10R 100R Ohms (100 Ohms) 100R 1k Ohms (1000 Ohms) 1K0	<b>Tolerance</b> J - ±5%	<b>Connection</b> M - Terminal J - Lead
---	---	--	-----------------------------	---

**CJTM**

<b>Common Part</b> CJTM - Multi Aluminium Housed Power Resistors	<b>No. of Units</b> 1U - 1 Unit 2U - 2 Units 3U - 3 Units 4U - 4 Units 5U - 5 Units	<b>Power Rating</b> 200 to 3000 Watts	<b>Resistance Value</b> 1 Ohm (1000 Milliohms) 1R0 10 Ohms (10 Ohms) 10R 100R Ohms (100 Ohms) 100R 1k Ohms (1000 Ohms) 1K0	<b>Tolerance</b> J - ±5% K - ±10%
---	--	--	--	---

TE Connectivity, TE connectivity (logo) and TE (logo) are trademarks. Other logos, product and Company names mentioned herein may be trademarks of their respective owners.

## X-ON Electronics

Largest Supplier of Electrical and Electronic Components

*Click to view similar products for [Wirewound Resistors - Chassis Mount](#) category:*

*Click to view products by [TE Connectivity](#) manufacturer:*

Other Similar products are found below :

[HD300HLR71J](#) [RER50F18R7RC02](#) [RER50F7R50RC02](#) [RER75F4991MC02](#) [RH0055R000FC02W09](#) [2-1623821-6](#) [FVT200-500](#)  
[RDSF010015R00JDBNI](#) [RER60F34R8RC02](#) [RER60F51R1MC0230](#) [RER65F1R50PC02](#) [RER70F62R5PC02](#) [VK100NA-200](#) [VK100NA-50](#)  
[VK100NA-750](#) [40/70MJ2K00BE](#) [VP10FA-3K](#) [VP50KA-20K](#) [VPR10F1](#) [VPR10F-13.5K](#) [VPR10F-4500](#) [VPR10F-4.5K](#) [VPR10F-4K](#)  
[VPR10F-700](#) [VPR10F-7.5K](#) [VPR20H150](#) [VPR5F-22.5K](#) [L75J1K0E](#) [VRH320 3K3 K](#) [RER65F2940PC02](#) [RER65F4R99RC02](#)  
[RER75F1R00RC02](#) [RER65FR100RC02](#) [VPR5F-600](#) [VPR5F250](#) [VPR10F-8K](#) [VPR10F-6K](#) [VPR10F225](#) [VPR10F-1.75K](#) [VPR10F-1.25K](#)  
[VPR10F-125](#) [VPR10F10](#) [VP50KA-12K](#) [VP50KA-100K](#) [VP25KA-5000](#) [VK100NA250](#) [VK100NA-15](#) [850J5R0E-B](#) [L100J150E-MT1](#)  
[L50J500E-MT1](#)