



Terminals & Splices > Splices



Splice Product Type: **SolderShield Splice Kit**

Terminal & Splice Type: **Splice**

Wire Size: **4 mm²**

Sealable: **Yes**

Features

Product Type Features

Splice Product Type	SolderShield Splice Kit
Sealable	Yes
Splice Type	One-to-One Splice
Serrated	No
Splice Barrel Type	Closed Barrel
Splice Wire/Cable Type	Multi-Conductor
Insulated	Yes

Configuration Features

Splice Configuration	Single to Single
Number of Conductors	2

Body Features

Insulation Sleeve Material	Polyvinylidene Fluoride
Weight per Piece	1 g
Plating Material	Nickel
Insulation Material	Heat Shrink Radiation-Crosslinked Modified Polyvinylidene Fluoride
Splice Material	Copper Alloy
Splice Color	Yellow

Contact Features

Terminal & Splice Type	Splice
------------------------	--------



Termination Features

Termination Method	Crimp, Solder
--------------------	---------------

Dimensions

Wire Size	4 mm ²
Splice Overall Length	105.92 mm[4.17 in]

Usage Conditions

Insulation Requirement	Fully Insulated
Cable Temperature Rating	135 °C
Operating Temperature Range	-55 – 150 °C[-67 – 302 °F]

Operation/Application

Heavy Duty	No
------------	----

Industry Standards

Government Qualified Splice	No
-----------------------------	----

Packaging Features

Packaging Quantity	10
Splice Packaging Method	Box

Product Compliance

[For compliance documentation, visit the product page on TE.com>](#)

EU RoHS Directive 2011/65/EU	Not Compliant
EU ELV Directive 2000/53/EC	Not Compliant
China RoHS 2 Directive MIIT Order No 32, 2016	Restricted Materials Above Threshold
EU REACH Regulation (EC) No. 1907/2006	Current ECHA Candidate List: JAN 2021 (211) Candidate List Declared Against: JUN 2020 (209) SVHC > Threshold: Pb (37% in Solder) Article Safe Usage Statements: Do not eat, drink or smoke when using this product. Wash thoroughly after handling. Recycle if possible and dispose of the article by following all applicable governmental regulations relevant to your geographic location.
Halogen Content	BFR/CFR/PVC Free, but Br/Cl >900 ppm in other sources.
Solder Process Capability	Not applicable for solder process capability

Product Compliance Disclaimer

This information is provided based on reasonable inquiry of our suppliers and represents our current actual knowledge based on the information they provided. This information is subject to change. The part numbers that TE has identified as EU RoHS compliant have a maximum concentration of 0.1% by weight in homogenous materials for lead, hexavalent chromium, mercury, PBB, PBDE, DBP, BBP, DEHP, DIBP, and 0.01% for cadmium, or qualify for an exemption to these limits as defined in the Annexes of Directive 2011/65/EU (RoHS2). Finished electrical and electronic equipment products will be CE marked as required by Directive 2011/65/EU. Components may not be CE marked. Additionally, the part numbers that TE has identified as EU ELV compliant have a maximum concentration of 0.1% by weight in homogenous materials for lead, hexavalent chromium, and mercury, and 0.01% for cadmium, or qualify for an exemption to these limits as defined in the Annexes of Directive 2000/53/EC (ELV). Regarding the REACH Regulation, the information TE provides on SVHC in articles for this part number is based on the latest European Chemicals Agency (ECHA) 'Guidance on requirements for substances in articles' posted at this URL: <https://echa.europa.eu/guidance-documents/guidance-on-reach>

Compatible Parts



TE Part # CJ2087-000
HL2010E-KIT-120V

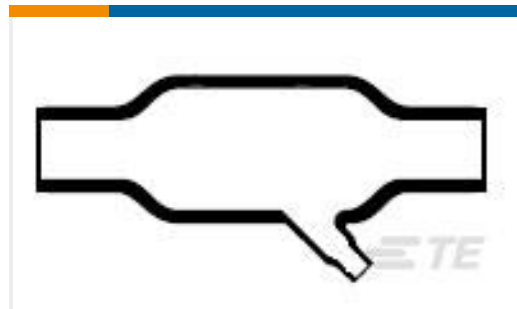
Customers Also Bought



TE Part #1577626-1
TERMINAL RT PIDG PEEK STRATO 20 AWG



TE Part #1-332434-0
TERMINAL,PIDG PTFE R AU 22-20



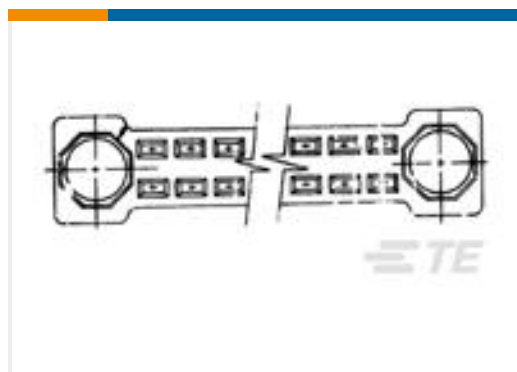
TE Part #225783-000
342A012-25/86-0




TE Part #289421-000
D-150-0230



TE Part #ZPF000000000122870
951-06 R 18-800 S 50-090



TE Part #1-116975-5
HSG-RECP ECONOMATE 2



TE Part #2-1617514-2
3SAT1318A2=M5757/13-101



TE Part #1-1616058-0
A703DBH=RELAY



Documents

Product Drawings

[D-150-0234](#)

English

Datasheets & Catalog Pages

[1654025_Sec8_D-150](#)

English

[1654025_Sec8_D-150_D-500_DK-621](#)

English

[Harness Repair Products Quick Reference Guide](#)

English

Product Specifications

[Installation Procedure for TE Connectivity Shielded Cable Splice Kits with Mini-Seal Crimp Primary Splices](#)

English

X-ON Electronics

Largest Supplier of Electrical and Electronic Components

Click to view similar products for [Solder Sleeves & Shield Tubing](#) category:

Click to view products by [TE Connectivity](#) manufacturer:

Other Similar products are found below :

[899170-000](#) [620040N001](#) [620069N003](#) [CTA-0050-01](#) [629624-000](#) [6500750004](#) [6501390002](#) [CX0781-000](#) [696396-000](#) [697080-000](#) [D-150-0331CS2902](#) [D-181-1222-90/9CS2800](#) [D-300-01CS1108](#) [715325N001](#) [908357N001](#) [982127-1](#) [D-436-0182CS246](#) [D-436-37CS2651](#) [D-436-61CS246](#) [D-436-82-CS2621](#) [D-659-0087](#) [E53797N001](#) [CB0213-000](#) [CB0219-000](#) [S200-2-01](#) [S200-4-00CS2904](#) [LSS-81-16AA-CS5575](#) [ST18-2-00](#) [FLX40-020-04-CS8651](#) [325534-000](#) [CTA-0025](#) [D-108-07CS436](#) [D-128-0010](#) [D-141-0108CS404](#) [D-144-41CS1371](#) [D-150-0231-NRCS2896](#) [D-150-1011](#) [395947-000](#) [427243N001](#) [B-801-18-01](#) [515-9](#) [C67137-000](#) [CB0220-000](#) [D-436-0185CS1102](#) [D-436-36CS2908](#) [D-436-37CS2908](#) [D-436-52CS246](#) [D-436-83CS2705](#) [D44133N001](#) [LSS-26-8A](#)