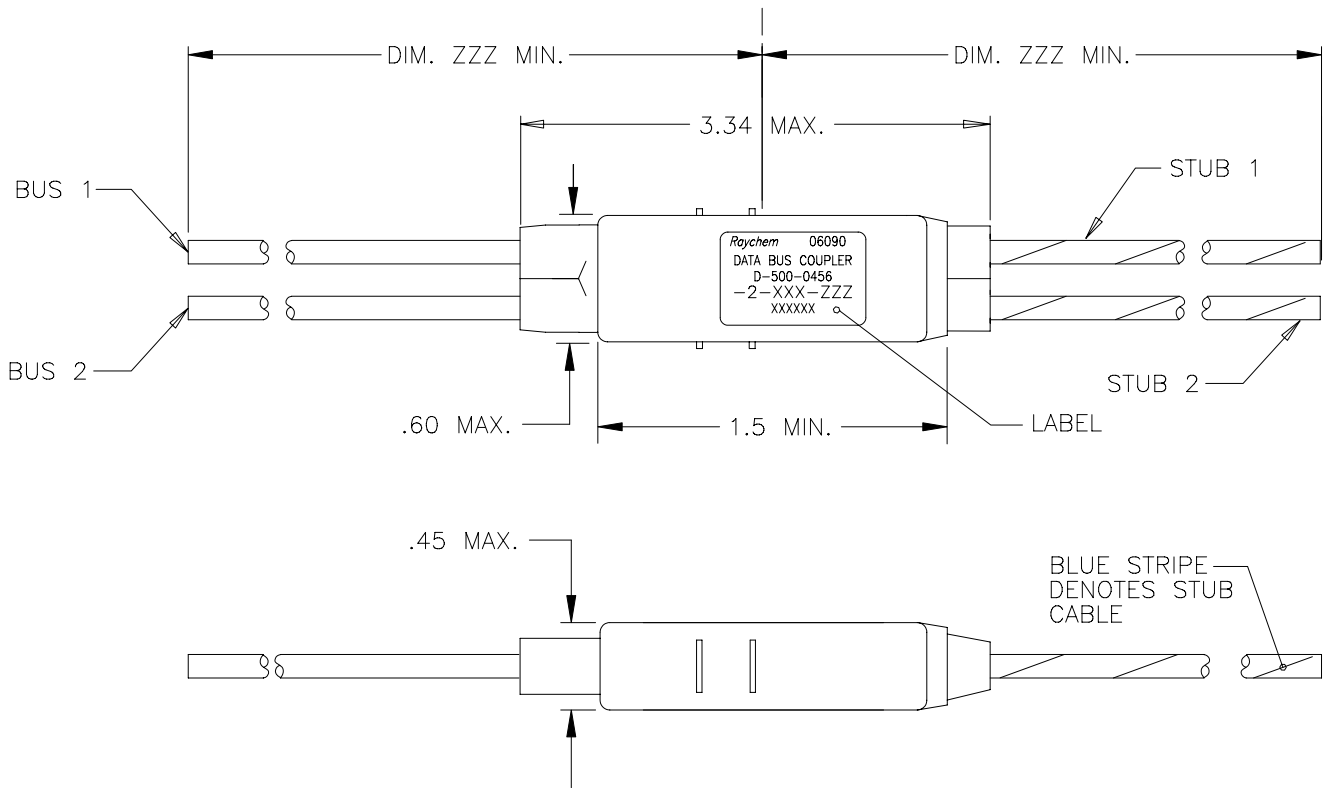
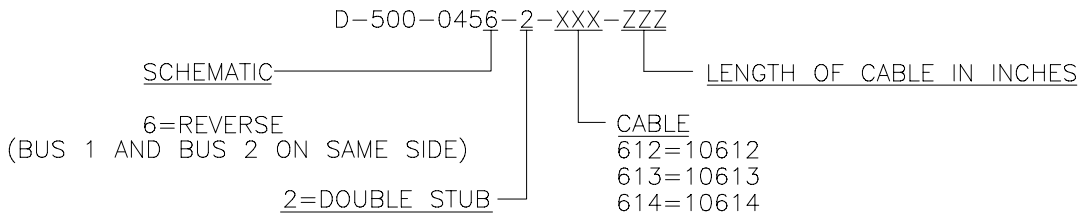


REVISIONS			
LTR	DESCRIPTION	DATE	APPROVED
N/C	RELEASED PER ECN T-20463	95NOV17	ZET
A	REVISED PER DCR# T-22191	4/21/98	M.HIGGY



COMPONENT NUMBER	BUS CABLE	STUB CABLE
D-500-0456-2-612-ZZZ	10612-24-9	10612-24-96
D-500-0456-2-613-ZZZ	10613-24-9	10613-24-96
D-500-0456-2-614-ZZZ	10614-24-9	10614-24-96



COMPONENT NUMBER

## SPECIFICATION CONTROL DRAWING

UNLESS OTHERWISE SPECIFIED DIMENSIONS ARE IN INCHES. METRIC DIMENSIONS ARE IN BRACKETS.

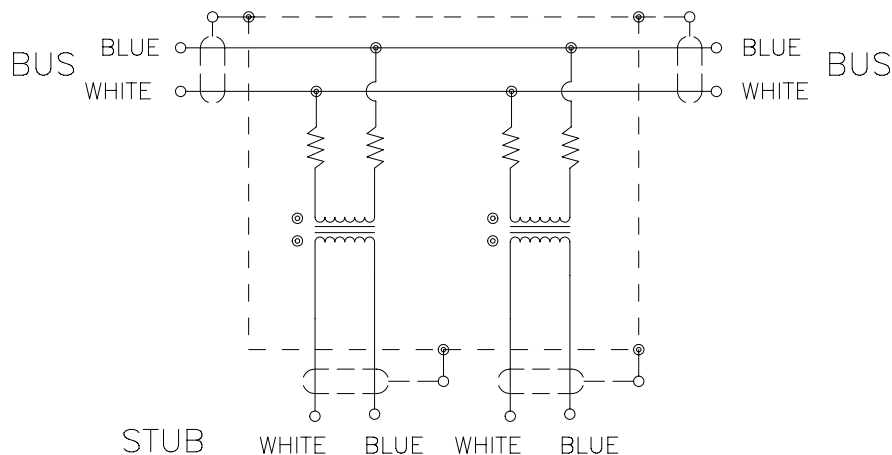
DECIMALS  
 .XXX ± — { — mm }  
 .XX ± — { — mm }  
 ANGLES  
 .X — ± —  
 WEIGHT  
 — g { — lbs }

DRAWN	TIMM	95NOV17
CHECKED	Z.TEMAN	95NOV17
APPROVED		
APPROVED		
CAD NAME	T22191a.DWG	
THIRD ANGLE PROJECTION		

		Tyco Electronics Corporation 300 Constitution Drive Menlo Park, CA. 94025 U.S.A.			
TITLE					
TWO STUB IN-LINE DATA BUS MICRO COUPLER 04 SERIES REVERSE					
SIZE	CODE IDENT. NO.	DWG. NO.	REV		
A	06090	D-500-0456-2-XXX-ZZZ	A		
DO NOT SCALE THIS DRAWING			SHEET 1 OF 2		

1. MATERIAL AND FINISHES:
  - 1.1 INTERNAL COMPONENTS:
    - TRANSFORMER TO MIL-T-21038 AND MIL-STD-1553/B
    - RESISTORS TO MIL-R-39007/9, 57.6 OHMS
  - 1.2 SHIELDED CASE: ALUMINUM PER ASTM B 618, ALLOY A03560 COND. F. OR ASTM B211, ALLOY A92017.
  - 1.3 SEALED STRAIN RELIEF COVER: MODIFIED CROSS-LINKED ELASTOMER, BLACK, TO RAYCHEM SPECIFICATION RK-6713.
  - 1.4 CABLE (SEE CABLE TABULATION, SHEET 1). TO RAYCHEM SPECIFICATION 1200.
2. APPLICATION:
  - 2.1 THIS COUPLER IS DESIGNED TO BE INSTALLED INTO A DIGITAL MULTIPLEX ASSEMBLY MEETING THE REQUIREMENTS OF MIL-STD-1553B.
    - 2.1.1 FOR CABLE SPLICING USE FLEXIBLE SPLICE KIT D-150-9133.
  - 2.2 FOR NETWORK LAYOUT ASSISTANCE CONSULT RAYCHEM TECHNICAL SERVICES.
  - 2.3 CABLE BEND RADIUS PER MIL-W-5088 STATIC BEND: 5 x CABLE O.D. MIN. DYNAMIC BEND: 10 x CABLE O.D. MIN.
3. TEMPERATURE:
  - 3.1 OPERATING TEMPERATURE: -65°C TO +150°C
4. PERFORMANCE SPECIFICATIONS:
  - 4.1 TRANSFORMER MEETS THE PERFORMANCE REQUIREMENTS OF MIL-STD-1553B.
  - 4.2 COUPLER WILL BE QUALIFIED TO RAYCHEM SPECIFICATION D-6020. QUALIFICATION PENDING.
5. WEIGHT:
  - 5.1 MAXIMUM WEIGHT WITHOUT CABLE: 15 GRAMS MAX.
6. ORDERING INFORMATION:

ORDER PER COMPONENT NUMBER. (SEE SHEET 1) AND DESIRED "ZZZ" CABLE LENGTH. SPLICE KITS TO BE ORDERED SEPARATELY. SPECIFY CERTIFICATION OF CONFORMANCE REQUIREMENTS AS SEPARATE LINE ITEM.

TWO STUB COUPLER SCHEMATIC

CAD NAME: T22191b.DWG

DRAWN

TIMM

95NOV17

SIZE

A

CODE IDENT. NO.

06090

DWG. NO.

D-500-0456-2-XXX-ZZZ

ISSUED

DO NOT SCALE THIS DRAWING

SHEET 2 OF 2

## X-ON Electronics

Largest Supplier of Electrical and Electronic Components

*Click to view similar products for [Data Bus Components - Microcouplers](#) category:*

*Click to view products by [TE Connectivity](#) manufacturer:*

Other Similar products are found below :

[D-500-0455-2-612-236](#) [D-500-9455-022-E](#) [D-500-0457-1-613-120](#) [D-500-L458-1-612-078](#) [D63060-000](#) [D-500-0465-1-613-078-TCS2](#) [D-500-0455-1-613-078](#) [D-500-0455-2-613-120](#) [D-500-L455-1-612-120](#) [D-500-0455-1-612-012](#) [D-500-0455-1-612-078](#) [D-500-0455-1-612-120](#) [D-500-0455-1-612-236](#) [D-500-0455-1-613-012](#) [D-500-0455-1-613-120](#) [D-500-0455-1-613-236](#) [D-500-0455-2-612-078](#) [D-500-0457-1-613-078](#) [D-500-0457-1-613-236](#) [D-500-0457-2-612-012](#) [D-500-0457-2-612-360](#) [D-500-0457-2-613-120](#) [D-500-0458-1-612-078](#) [D-500-0458-1-612-120](#) [D-500-0458-1-613-078](#) [D-500-0458-2-612-078](#) [D-500-0458-2-613-078](#) [D-500-0466-1-614-120](#) [D-500-L455-1-613-120](#) [D-500-L455-3-613-120](#) [D-500-L456-2-613-240](#)