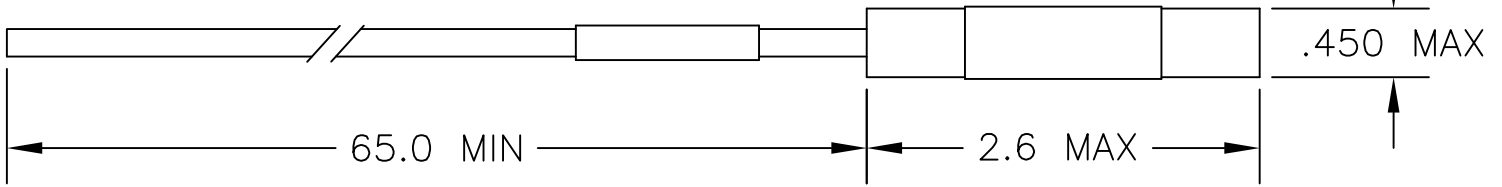
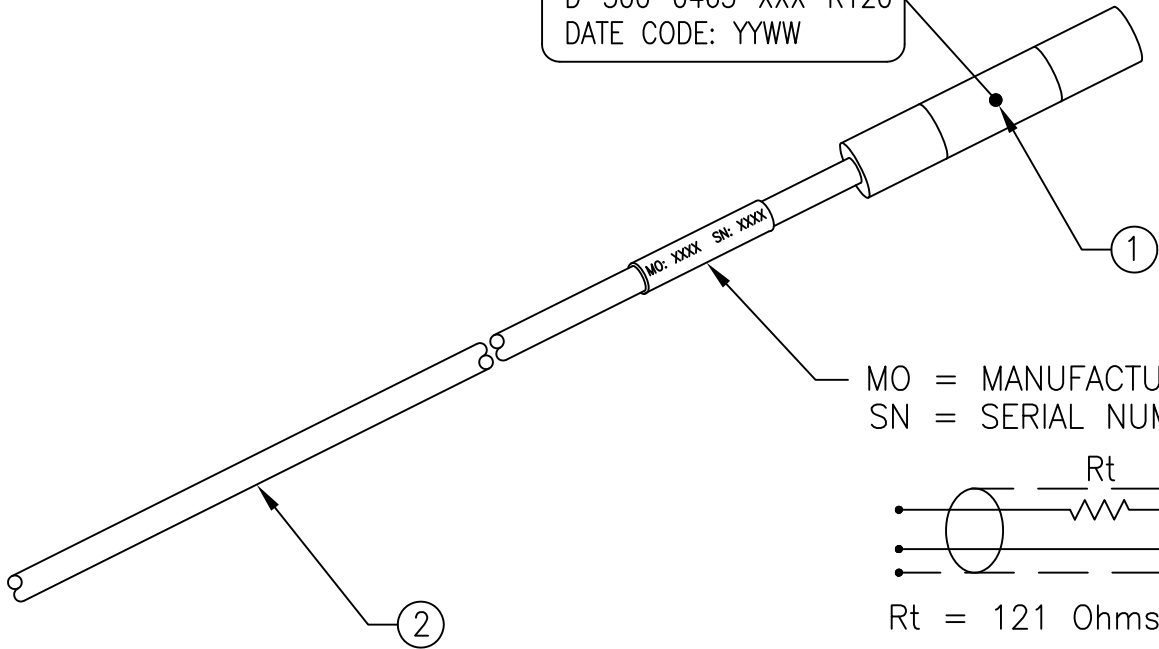


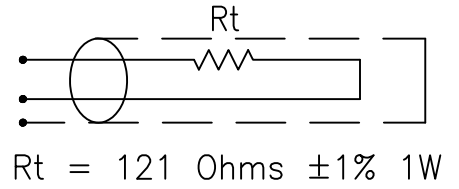
REVISIONS			
REV	DESCRIPTION	DATE	APPROVED
F	REVISED PER ECO-09-026060	11/20/09	ECHEN
H	REVISED WEIGHT, NOTE 4.1 SEE ECO-15-012266	8/24/2015	LR



Raychem 06090  
D-500-0463-XXX-R120  
DATE CODE: YYWW



MO = MANUFACTURING ORDER  
SN = SERIAL NUMBER



SCHEMATIC

- ① TERMINATOR MODULE, SEALED, STRAIN RELIEVED, BLACK.
- ② RAYCHEM CABLE, WHITE JACKET.

PART No.	DESCRIPTION	BUS CABLE	CABLE DESCRIPTION (REF)
D-500-0463-H44-R120		2022H4424-9	22 AWG, WITH DOUBLE OPTIMIZED BRAID
D-500-0463-J24-R120		2024J2424-9	24 AWG, WITH SINGLE FLAT BRAID
D-500-0463-J14-R120		2024J1424-9	24 AWG, WITH SINGLE ROUND BRAID
D-500-0463-G24-R120		2026G2424-9	26 AWG, WITH SINGLE OPTIMIZED BRAID

© 2009-2015 Tyco Electronics Corporation. All Rights Reserved.

Raychem Databus CUSTOMER DRAWING

DIMENSIONING AND TOLERANCING PER ASME Y14.5M-2009  UNLESS OTHERWISE SPECIFIED DIMENSIONS ARE INCHES. METRIC DIMENSIONS ARE IN BRACKETS.  DECIMALS .XXX ± --- [---mm] .XX ± --- [---mm] ANGLES .X ± ---	DRAWN	G.Rositano	9/19/05
	APPROVED	T.Ratzlaff	9/19/05
	MATERIAL	SEE NOTE 1	
	FINISH	SEE NOTE 1	
	CAD NAME	D-500-0463-XXX-R120a_CD_G	

TE Connectivity	
TITLE	
120 OHM CANBUS TERMINATOR LIGHTWEIGHT SYSTEM	

ASSEMBLY WEIGHT WITHOUT CABLE: 5.2g (SEE NOTE 4.0)	THIRD ANGLE PROJECTION	
--	---------------------------	--

SIZE	CAGE CODE:	DWG. NO.
A	06090	D-500-0463-XXX-R120
DO NOT SCALE THIS DRAWING		SHEET 1 OF 2

1.0 MATERIALS AND FINISHES

1.1 TERMINATOR, WITH 1W RESISTOR, PART NO. RWR81N1210FR TO MIL-PRF-39007/9, SHIELDED USING TIN COATED COPPER BRAID AND Sn96 SOLDER PER ANSIIJ-STD-006.

1.2 SEALED STRAIN RELIEF COVER, MODIFIED CROSS LINKED ELASTOMER THAT MEETS THE PERFORMANCE REQUIREMENTS OF RAYCHEM SPEC. RT-1325.

1.3 GENERAL CABLE DESCRIPTION:

120 Ohm, 19 STRANDS OF 34 AWG, SILVER PLATED, TWISTED PAIR CONDUCTORS. WHITE/BLUE DIELECTRICS, WITH FILLERS. FLAT OR ROUND TIN PLATED SHIELD OR SHIELDS. WHITE ETFE JACKET.

REFER TO CABLE SPECIFICATION FOR DETAILED CABLE PROPERTIES.

2.0 CABLE SPLICING/BENDING:

2.1 FOR 2022H4424-9 CABLE, USE SPLICE KIT D-150-0330 (ORDERED SEPARATELY).  
FOR 2024J2424-9 CABLE, USE SPLICE KIT D-150-0331 (ORDERED SEPARATELY).  
FOR 2024J1424-9 CABLE, USE SPLICE KIT D-150-0331 (ORDERED SEPARATELY).  
FOR 2026G2424-9 CABLE, USE SPLICE KIT D-150-0333 (ORDERED SEPARATELY).

2.2 CABLES BEND RADIUS PER SAE-AS50881, STATIC 5 X CABLE OD. MIN.  
DYNAMIC 10 X CABLE OD. MIN.

3.0 TEMPERATURE

3.1 CABLE/STRAIN RELIEF COVER MEETS OPERATING TEMPERATURE OF -65° TO 150°C CONTINUOUS.


4.0 ASSEMBLY WEIGHTS

4.1 TOTAL ASSEMBLY WEIGHTS INCLUDING CABLE:  
FOR 2022H4424-9 CABLE: 83.7 g MAX  
FOR 2024J2424-9 CABLE: 41.8 g MAX  
FOR 2024J1424-9 CABLE: 53.0 g MAX  
FOR 2026G2424-9 CABLE: 31.4 g MAX

5.0 RESISTOR ELECTRICAL PERFORMANCE (FOR REFERENCE ONLY)

5.1 MAXIMUM EFFECTIVE SERIES INDUCTANCE: .37µH.

5.2 MAXIMUM EFFECTIVE PARALLEL CAPACITANCE: 1.5pF.

DRAWN G.Rositano		SIZE	CODE IDENT. NO.	DWG. NO.	REV
DATE 9/19/05		A	06090	D-500-0463-XXX-R120	H
CAD FILE D-500-0463-XXX-R120b_CD_H		DO NOT SCALE THIS DRAWING		SHEET 2 OF 2	

## **X-ON Electronics**

Largest Supplier of Electrical and Electronic Components

*Click to view similar products for [Data Bus Components - Terminators](#) category:*

*Click to view products by [TE Connectivity](#) manufacturer:*

Other Similar products are found below :

[CB1052-000](#) [D-500-0263-017](#) [D-500-0463-J24-R120](#) [44101R](#) [44100R](#) [D-500-0463-612](#) [D-500-0463-H44-R120](#) [331448-000](#) [958363-000](#)