



DPC series

Definite Purpose Contactor 3- or 4-pole, 20-40 FLA AC Coil

- File E75492
- File LR49598
- EN 60947-1:2007, EN 60947-4-1:2010
-

Users should thoroughly review the technical data before selecting a product part number. It is recommended that users also seek out the pertinent approvals files of the agencies/laboratories and review them to confirm the product meets the requirements for a given application.

Features

- 3- or 4-pole contactors.
- Industry-standard mounting base or space-saving base (3-pole only).
- Optional interlock/auxiliary switches available.
- Manual test button is standard.
- Coil dust cover helps keep dust and dirt away from magnet and coil area.
- Double E magnet system provides optimal performance.

Contact Data @ 25°C

Arrangements: 3 Form X (3PST-NO-DM), 4 Form X (4PST-NO-DM).
Consult factory for mixed forms.
Maximum Ratings: See Contact Ratings Table.
Material: Silver Cadmium Oxide.

Coil Data @ 25°C

Voltage: 24 - 480 VAC, 50/60 Hz. See Coil Data Table below.
Insulation Class: UL Class B (130°C).
Duty Cycle: Continuous.

SEMKO

U_i = 600V, U_{imp} = 6kV
Material Group IIIa, Pollution Degree 3
Short Circuit: 3kA
Short-Circuit Protection, max. fuse: 50A gG, U ≤ 690V.

Contact Ratings

Full Load Amps & AC3	Number of Poles	Line Voltage	Locked Rotor Amps	Resistive Amps Rating & AC1	Maximum Horsepower		UL Short Circuit Ratings	UL AC Electrical Discharge Lamps (Standard Ballast) and AC Incandescent Lamps (Tungsten)
					Single Phase	Three Phase		
20	3 or 4	120	120	30	1.5	–	Standard fault: 5kA @ 600VAC 80A max. fuse. High fault: 100kA @ 600VAC 60A max. Class J fuse	28A, 480V per pole 1 or 3 poles
		240	120	30	3	7.5		
		480	100	30	–	7.5		
		600	80	30	–	7.5		
25	3 or 4	120	150	35	2	–	Standard fault: 5kA @ 600VAC 90A max. fuse. High fault: 100kA @ 600VAC 60A max. Class J fuse	28A, 480V per pole 1 or 3 poles
		240	150	35	5	10		
		480	125	35	–	15		
		600	100	35	–	20		
30	3 or 4	120	180	40	2	–	Standard fault: 5kA @ 600VAC 90A max. fuse. High fault: 100kA @ 600VAC 60A max. Class J fuse	35A, 480V per pole 1 or 3 poles
		240	180	40	5	10		
		480	150	40	–	15		
		600	120	40	–	20		
40	3 or 4	120	240	50	3	–	Standard fault: 5kA @ 600VAC 125A max. fuse. High fault: 100kA @ 600VAC 100A max. Class J fuse	35A, 480V per pole 1 or 3 poles
		240	240	50	7.5	10		
		480	200	50	–	20		
		600	160	50	–	25		

Coil Data

	3 Pole Models					4 Pole Models				
	24	120	208/240	277	480	24	120	208/240	277	480
Nominal Coil Voltage	24	120	208/240	277	480	24	120	208/240	277	480
Maximum Pickup Volts	18	88	177	220	384	18	88	177	220	384
Drop-Out Volts Range	6 - 15	20 - 70	40 - 140	65 - 185	150 - 270	6 - 15	20 - 70	40 - 140	65 - 185	150 - 270
Nominal Inrush VA @ 50 Hz	72	72	72	72	72	82	82	82	82	82
Nominal Inrush VA @ 60 Hz	64	64	64	64	64	73	73	73	73	73
Nominal Sealed VA @ 50 Hz	7	7	7	7	7	9	9	9	9	9
Nominal Sealed VA @ 60 Hz	6	6	6	6	6	7	7	7	7	7
Nominal DC Resistance - Ohms	5.8	147	597	837	2425	5.25	140	540	760	2195

Environmental Data

Temperature Range: Storage and Operating: -40°C – +65°C.
Flammability: UL 94V-0 housing.

Mechanical Data

Main Contact Termination
[with dual 0.250 (6.35) quick connects – standard;
without quick connects – optional]:

Combo Screws

Type: #10-32 Combination Phillips, slotted & 5/16 hex head with #12 washer.
Wire Size: 16-8 AWG (Stranding must be split for 8 AWG wire.)
Tightening Torque: 25 in.-lbs.

Sems Screws

Type: #10-32 Sems screw with pressure plate.
Wire Size: 16-8 AWG (Stranding must be split for 8 AWG wire.)
Tightening Torque: 25 in.-lbs.

Box Lugs

Type: Box lug.
Wire Size: 14-4 Cu/Al AWG
Tightening Torque: 40 in.-lbs.

Coil Termination: Dual 0.250" (6.35 mm) quick connects, standard.
A 0.250" quick connect and a #6-32 screw, optional.

Arc Cover: Standard on all models.

Weight: 3-Pole Models: 12.7 oz. (360 g) approximately.

Ordering Information

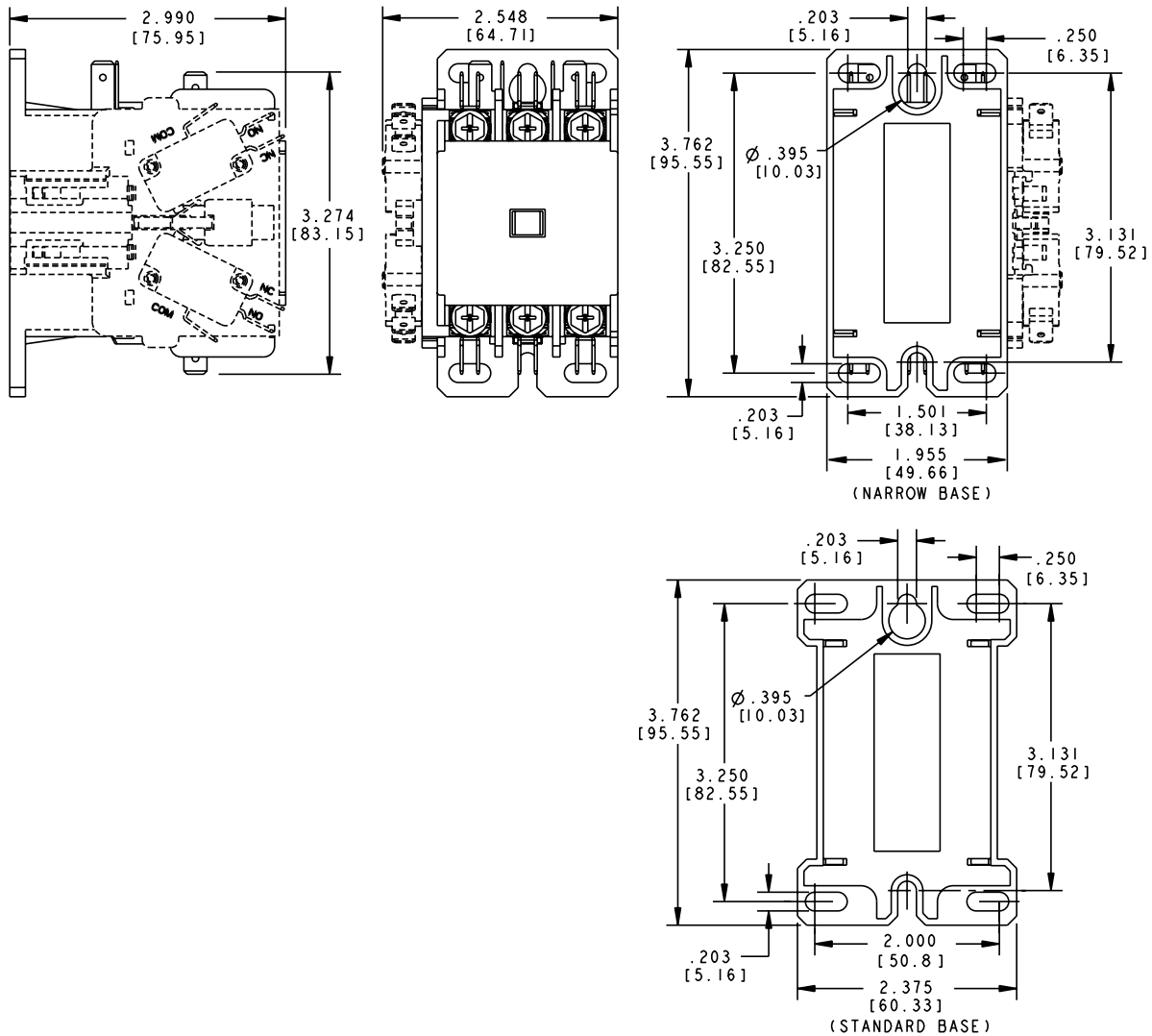
Typical Part No. >	DPC	-	3	Q	25	CS	1	X	
<p>1. Series: DPC = Definite Purpose Contactor</p> <p>2. Packaging: Y = Individual Pack - = Bulk Pack</p> <p>3. Number of Poles: 3 = 3 Pole 4 = 4 Pole</p> <p>4. Coil Voltage (50/60 Hz.): Q = 24VAC U = 208/240VAC H = 480VAC T = 120VAC V = 277VAC Other AC coil voltages to 575V available, consult factory for details</p> <p>5. Contact Ratings (FLA): 20 = 20 Amps 25 = 25 Amps 30 = 30 Amps 40 = 40 Amps</p> <p>6. Main Contact Termination Type: CS = Combo Screws SS = Sems Screws BL = Box Lugs Various terminal types may be mixed on a unit, consult factory for details.</p> <p>7. Coil Termination Type: 1 = Coil terminals up (toward keyhole on base) 3 = Coil terminals up (toward keyhole on base) with #6-32 screw 2 = Coil terminals down (toward slot on base) 4 = Coil terminals down (toward slot on base) with #6-32 screw</p> <p>8. Contact Form and Material: X = Form X (ST-NO-DM), Silver Cadmium Oxide</p> <p>9. Customer and Option Codes: Leave Blank = Standard part, no customer-specific options 3B = Two pole unit in a three pole base with the center pole open (must specify "3" in step 3 above) QQC = Quad quick connects for main contact terminals (available on non-coil terminal side only) NQC = No quick connects for main contact terminals NB = Narrow Base (available on three pole model only) DR = DIN rail mounting adapter NCR = Normally closed auxiliary switch on right side NCL = Normally closed auxiliary switch on left side SAR = SPDT auxiliary switch on right side SAL = SPDT auxiliary switch on left side NONCR = Normally open/normally closed auxiliary switch on right side NONCL = Normally open/normally closed auxiliary switch on left side SNCR = SPDT aux. switch on left side, normally closed auxiliary switch on the right SNCL = SPDT aux. switch on right side, normally closed auxiliary switch on the left ### (3-digit numeric) = Factory-assigned customer number Consult factory for other special requirements.</p>									

Standard part numbers listed below are more likely to be available from stock.

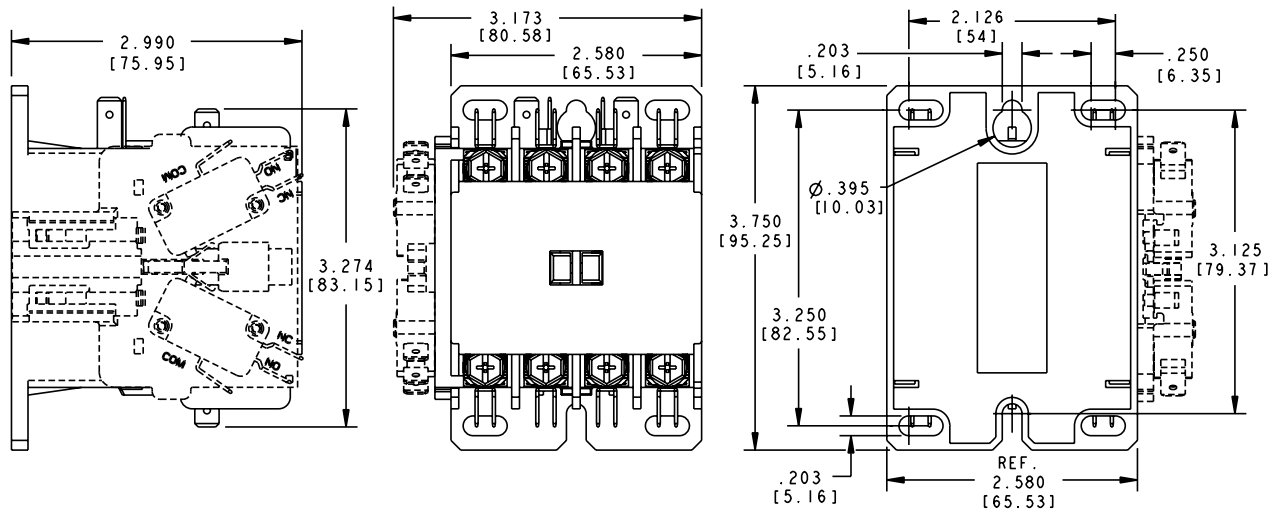
DPC-3Q20CS1X	2-1672328-4	DPC-3U30BL1X	3-1672328-6	DPC-4U25BL3X	2-1672414-9
DPC-3T20CS1X	2-1672328-5	DPC-3U30SS1X	3-1672328-9	DPC-4Q30BL3X	1672329-5
DPC-3U20CS1X	2-1672328-9	DPC-3V30CS1X	3-1672328-2	DPC-4U30CS3X	2-1672414-8
DPC-3Q25CS1X	1672328-4	DPC-3H30CS1X	3-1672328-3	DPC-4U40BL1X	1672329-4
DPC-3T25CS1X	2-1672328-6	DPC-3Q40BL1X	2-1672328-1		
DPC-3T25CS1X-NQC	2-1672328-7	DPC-3Q40BL2X-NQC	5-1672328-2		
DPC-3U25CS1X	3-1672328-0	DPC-3Q40BL3X	5-1672328-1		
DPC-3Q30BL1X	1672328-6	DPC-3Q40CS1X	1672128-3		
DPC-3Q30CS1X	1672328-2	DPC-3Q40SS1X	5-1672328-0		
DPC-3Q30CS1X	1672328-2	DPC-3T40BL1X	1672328-5		
DPC-3Q30SS1X	3-1672328-7	DPC-3T40BL3X	5-1672328-3		
DPC-3T30BL1X	3-1672328-4	DPC-3T40CS1X	2-1672328-3		
DPC-3T30BL2X	3-1672328-5	DPC-3U40BL1X	5-1672328-5		
DPC-3T30CS1X	2-1672328-8	DPC-3U40BL3X	2-1672328-2		
DPC-3T30SS1X	3-1672328-8	DPC-3U40SS1X	5-1672328-4		
DPC-3U30CS1X	3-1672328-1	DPC-3H40BL1X	5-1672328-6		

Outline Dimensions

THREE POLE MODELS



FOUR POLE MODELS



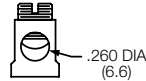
Main Contact Termination Options



Combo Screws
#10-32 Combination
Phillips, Slotted &
5/16 Hex Head
#12 Washer



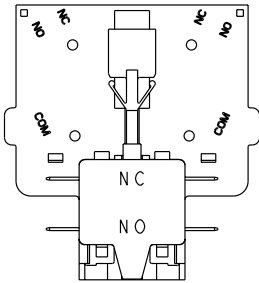
Sems Screws
#10-32 Sems Screw
with Pressure Plate



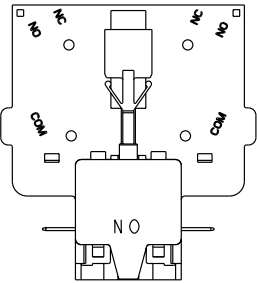
Box Lugs
Lug accepts 14-4
Cu/Al AWG

Auxiliary Switches

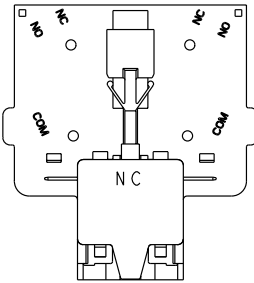
Various interlock / auxiliary switches are available for the DPC series contactor. All auxiliary switches for the DPC are snap-on design, no tools required.



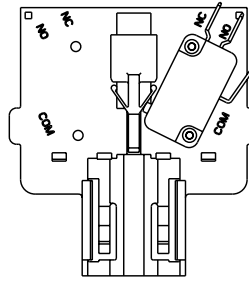
1 NO / 1 NC
(1672419-1)
MUST BE SAME POLARITY



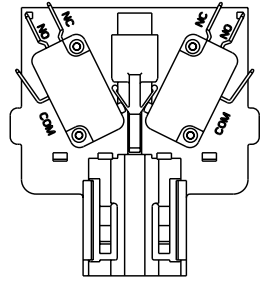
1 NO
(1672419-2)



1 NC
(1672419-3)



ONE SPDT SWITCH PER SIDE
(1672418-1 or 1672418-3)



TWO SPDT SWITCHES PER SIDE
(1672418-2 or 1672418-4)

Auxiliary Switches Equipped with 0.250" (6.35) Quick Connect Terminals

Description	Factory Modifications		Field Added Kits	
	NO	NC	Kit Catalog Number	Number of Kits Required
Single unit interlock configurations listed.	1	1	1672419-1	1
	1	0	1672419-2	1
Maximum of two. (One on each side.)	0	1	1672419-3	1
	2	2	1672419-1	2
MUST BE SAME POLARITY	2	0	1672419-2	2
See footnote (1) for ratings.	0	2	1672419-3	2
SPDT Circuit	1	1	1672418-1	1
(Either one or two switches per side.)	2	2	1672418-2	1
	2	2	1672418-1	2
See footnote (2) for ratings.	4	4	1672418-2	2
SPDT Dry Circuit	1	1	1672418-3	1
0.1 amp max.	2	2	1672418-4	1
Gold Flashed Contacts	4	4	1672418-4	2

Footnotes: Ratings of Auxiliary Interlocks / Switches

(1) Contact Rating Single Circuit NO or NC and two circuit NO/NC:
MUST BE SAME POLARITY

	120V	240V	480V	600V
Amperes - Break	3.0	1.5	0.75	0.6
Amperes - Make	30	15	7.5	6
Amperes - Continuous	10	10	10	10

(2) Contact Rating SPDT (1672418-1 or -2):
10A, 1/3 HP, 125 or 250 VAC
1/2A, 125 VDC; 1/4A, 250 VDC
4A 120 VAC on Lamp Load

Disclaimer

While TE has made every reasonable effort to ensure the accuracy of the information in this document, TE does not guarantee that it is error-free, nor does TE make any other representation, warranty or guarantee that the information is accurate, correct, reliable or current.

TE reserves the right to make any adjustments to the information contained herein at any time without notice. TE EXPRESSLY DISCLAIMS ALL IMPLIED WARRANTIES REGARDING THE INFORMATION CONTAINED HEREIN, INCLUDING, BUT NOT LIMITED TO, ANY IMPLIED WARRANTIES OF MERCHANTABILITY OR FITNESS FOR A PARTICULAR PURPOSE.

The dimensions in this catalog are for reference purposes only and are subject to change without notice. Specifications are subject to change without notice. Consult TE for the latest dimensions and design specifications.

X-ON Electronics

Largest Supplier of Electrical and Electronic Components

Click to view similar products for [General Purpose Relays](#) category:

Click to view products by [TE Connectivity](#) manufacturer:

Other Similar products are found below :

[APF30318](#) [JVN1AF-4.5V-F](#) [PCN-105D3MHZ](#) [5JO-10000S-SIL](#) [5JO-1000CD-SIL](#) [5JO-400CD-SIL](#) [LY2S-AC220/240](#) [LYQ20DC12](#)
[6031007G](#) [6131406HQ](#) [6-1393099-3](#) [6-1393099-8](#) [6-1393122-4](#) [6-1393123-2](#) [6-1393767-1](#) [6-1393843-7](#) [6-1415012-1](#) [6-1419102-2](#) [6-](#)
[1423698-4](#) [6-1608051-6](#) [6-1608067-0](#) [6-1616170-6](#) [6-1616248-2](#) [6-1616282-3](#) [6-1616348-2](#) [6-1616350-1](#) [6-1616350-8](#) [6-1616358-7](#) [6-](#)
[1616359-9](#) [6-1616360-9](#) [6-1616931-6](#) [6-1617039-1](#) [6-1617052-1](#) [6-1617090-2](#) [6-1617090-5](#) [6-1617347-5](#) [6-1617353-3](#) [6-1617801-8](#) [6-](#)
[1617802-2](#) [6-1618107-9](#) [6-1618248-4](#) [M83536/1-027M](#) [CX-4014](#) [MAHC-5494](#) [MAVCD-5419-6](#) [703XCX-120A](#) [7-1393100-5](#) [7-1393111-7](#)
[7-1393144-5](#) [7-1393767-8](#)