

REVISIONS				
P	LTR	DESCRIPTION	DATE	APVD
	W	PRODUCTION ISSUE	18JAN2019	PNT MT

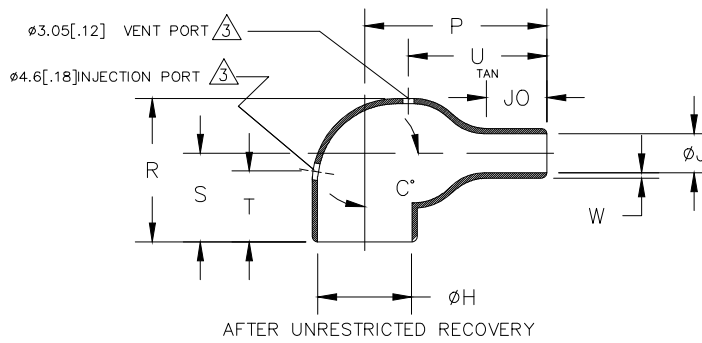
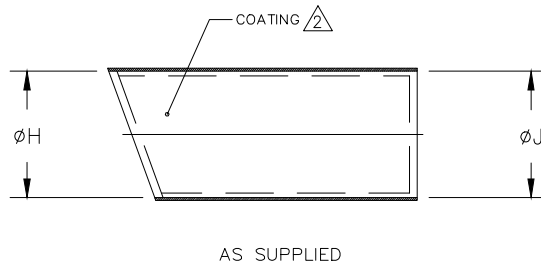


TABLE OF DIMENSIONS

PART DESCRIPTION	H		J			P	R	S	T	U	JO	W	C°		WEIGHT REF lb/[gms] b
	MIN -3,-4, -12,-25,-100 a	MAX b	MIN -3,-4 -25 a	MIN -12 -100 a	MAX b	±10% b	±10% b	±10% b	±10% b	±10% b	±10% b	±20% b	±10% a	±5% b	
222A111	17.8 [.70]	7.9 [.31]	17.8 [.70]	9.9 [.39]	3.8 [.15]	17.3 [.688]	20.1 [.79]	15.5 [.61]	N/A	11.4 [.45]	4.3 [.17]	1.02 [.04]	180	90	0.91 [.002]
222A121	24.9 [.98]	10.2 [.40]	24.9 [.98]	18.0 [.71]	5.3 [.21]	21.3 [.84]	22.6 [.89]	16.5 [.65]	N/A	14.7 [.58]	5.8 [.23]	1.3 [.05]	180	90	1.36 [.003]
222A132	30.0 [1.18]	14.2 [.56]	30.0 [1.18]	20.6 [.81]	6.4 [.25]	26.9 [1.06]	26.7 [1.05]	18.5 [.73]	19.1 [.75]	17.8 [.70]	7.1 [.28]	1.5 [.06]	180	90	2.72 [.006]
222A142	32.5 [1.28]	17.3 [.68]	32.5 [1.28]	22.9 [.90]	6.9 [.27]	36.6 [1.44]	30.5 [1.20]	20.6 [.81]	19.1 [.75]	24.9 [.98]	10.2 [.40]	1.8 [.07]	180	90	6.35 [.014]
222A152	36.1 [1.42]	21.8 [.86]	36.1 [1.42]	26.4 [1.04]	8.4 [.33]	43.7 [1.72]	35.1 [1.38]	22.9 [.90]	19.1 [.75]	30.0 [1.18]	12.7 [.50]	1.8 [.07]	180	90	8.62 [.019]
222A163	43.9 [1.73]	27.4 [1.08]	43.9 [1.73]	27.4 [1.08]	9.4 [.37]	53.6 [2.11]	43.9 [1.73]	29.2 [1.15]	19.1 [.75]	34.0 [1.34]	17.3 [.68]	2.0 [.08]	180	90	13.15 [.029]
222A174	53.1 [2.09]	33.8 [1.33]	53.1 [2.09]	46.7 [1.84]	15.0 [.59]	75.7 [2.98]	52.8 [2.08]	34.0 [1.34]	25.4 [1.00]	53.3 [2.10]	32.0 [1.26]	3.3 [.13]	180	90	34.93 [.077]
222A185	67.6 [2.66]	44.2 [1.74]	67.6 [2.66]	54.4 [2.14]	20.3 [.80]	97.5 [3.84]	66.0 [2.60]	42.2 [1.66]	25.4 [1.00]	71.1 [2.80]	40.6 [1.60]	3.8 [.15]	180	90	64.86 [.143]
222A196	87.6 [3.45]	55.4 [2.18]	87.6 [3.45]	63.0 [2.48]	23.4 [.92]	128.0 [5.04]	79.2 [3.12]	49.0 [1.93]	25.4 [1.00]	87.6 [3.45]	56.4 [2.22]	4.6 [.18]	180	90	140.6 [.310]

RELEASED FOR PUBLICATION

ALL RIGHTS RESERVED.

COPYRIGHT - TE Connectivity Ltd.

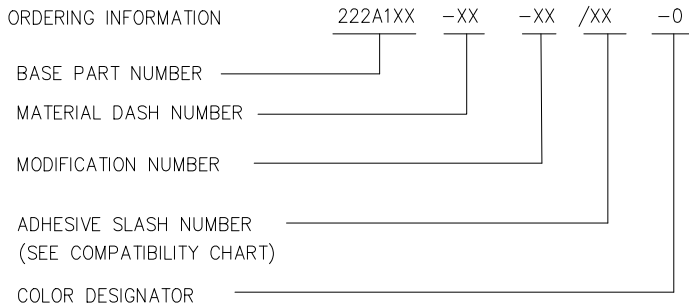
THIS DRAWING IS UNPUBLISHED.

DIMENSIONS: mm [INCHES]	DWN	18JAN2019	MATERIAL	FINISH
	PRAVEEN N T		SEE SHEET 2	-
TOLERANCES UNLESS OTHERWISE SPECIFIED:	CHK	18JAN2019	TE Connectivity Ltd.	
	N NAGAR			
0 PLC ± - 1 PLC ± 0.50[.01] 2 PLC ± 0.25[.01] 3 PLC ± 0.13[.005] 4 PLC ± - ANGLES ± 1°	APVD	18JAN2019	NAME BOOT, 90 DEGREE THIN WALL	
	M TAYLOR			
	PRODUCT SPEC	-	SIZE	RESTRICTED TO
	APPLICATION SPEC	-	A4	-
WEIGHT	A4 00779		DRAWING NO	REV
CUSTOMER DRAWING			C-222A111-XX-0THRU196-XX-0	W
SCALE			DNS	SHEET 1 OF 2

REVISIONS					
P	LTR	DESCRIPTION	DATE	DWN	APVD
	-	SEE SHEET 1	-	-	-

COMPATIBILITY CHART

MATERIAL DASH NO.	MATERIAL DESCRIPTION	RT SPEC	COATING SLASH NO.	COATING S NO.
-3	Polyolefin, Semi-rigid	RT-301	/42;/86;/180	S1017;S1048;S1030
-4	Polyolefin, Flexible	RT-1304	/42;/86;/180	S1017;S1048;S1030
-12	Fluoroelastomer, Flexible	RT-1312	N/A	N/A
-25	Elastomer, Fluid Resistant	RW-2070	/42;/86;/225	S1017;S1048;S1206
-100	Polyolefin, Semi-flexible Zerohal	RW-2082	/86;/180	S1048;S1030



NOTES:

- DIMENSIONS APPEARING IN TABLE ARE AS FOLLOWS:
 - a AS SUPPLIED
 - b AFTER UNRESTRICTED RECOVERY
2. COATING (ADHESIVE) IS OPTIONAL. AS SUPPLIED DIMENSIONS APPEARING IN TABLE ARE FOR UNCOATED PARTS. WHEN COATING IS ADDED, ENTRY DIAMETERS WILL BE REDUCED BY 1.5mm[.06] MAX.
3. MOLDING PORTS ARE OPTIONAL. WHEN -00 MODIFICATION NUMBER IS SPECIFIED MOLDING PORTS WILL BE LOCATED AS SHOWN.
ON SIZES 222A111 AND 222A121 THE 4.6mm[.18] INCH DIAMETER MOLDING PORT AT "T" WILL BE ELIMINATED. THE 3.05mm[.12] DIA MOLDING PORT WILL BE ENLARGED TO 4.6mm[.18] INCHES
4. WEIGHT SHOWN IN TABLE OF DIMENSIONS IS BASED ON POLYOLEFIN PART

RELEASED FOR PUBLICATION

ALL RIGHTS RESERVED.

COPYRIGHT - TE Connectivity Ltd.

THIS DRAWING IS UNPUBLISHED.

DIMENSIONS: mm [INCHES]	DWN PRAVEEN N T 18JAN2019	MATERIAL -	FINISH -
	CHK N NAGAR 18JAN2019	TE Connectivity Ltd.	
TOLERANCES UNLESS OTHERWISE SPECIFIED:	APVD M TAYLOR 18JAN2019		
0 PLC ± -	PRODUCT SPEC -	SIZE A4	CAGE CODE 00779
1 PLC ± 0.5[.1]	APPLICATION SPEC -	DRAWING NO C-222A111-XX-0THRU196-XX-0	RESTRICTED TO -
2 PLC ± 0.25[.01]		WEIGHT -	
3 PLC ± 0.13[.005]	CUSTOMER DRAWING		
4 PLC ± -	SCALE DNS	SHEET 2 OF 2	REV W
ANGLES ± -			

X-ON Electronics

Largest Supplier of Electrical and Electronic Components

Click to view similar products for [Heat Shrink Cable Boots & End Caps](#) category:

Click to view products by [TE Connectivity](#) manufacturer:

Other Similar products are found below :

[577159N001](#) [007758-000](#) [610368N003](#) [618803-000](#) [645494-000](#) [M85049/141-02HU](#) [M85049/141-03HU](#) [M85049/141-04HU](#) [687025-000](#)
[705331-000](#) [718446-000](#) [725666N001](#) [729257-000](#) [F21914-000](#) [F27131-000](#) [F85868-000](#) [770-006A103R](#) [770-006A304W1](#) [770-](#)
[006A305W1](#) [770-006A308W1](#) [770-011T303W1](#) [770-011T304W1](#) [770-020S702W1](#) [770-020S704W1](#) [806542N001](#) [807507-000](#) [808059-000](#)
[808296-000](#) [808362-000](#) [808828-000](#) [809125-000](#) [809130-000](#) [809218-000](#) [811218-000](#) [811288-000](#) [812014-000](#) [812047-000](#) [813166-000](#)
[813767N002](#) [814417-000](#) [819115N001](#) [819117N001](#) [823026-000](#) [823070-000](#) [825002-000](#) [841189N001](#) [861471-000](#) [866647-000](#) [937577-](#)
[000](#) [950764-000](#)