

THIS DRAWING IS UNPUBLISHED.

RELEASED FOR PUBLICATION

REVISIONS

© COPYRIGHT — TE Connectivity Ltd.

ALL RIGHTS RESERVED.

P	LTR	DESCRIPTION	DATE	DWN	APVD
	C	INITIAL DRAWN	17OCT2019	RV	MB

General Specifications

Temperature Rating —
-70°C TO +125°C

Altitude — 300,000 Feet

Shock* —
Z, Y, & X Enclosures —
200 g for 6 mS

W & M Enclosures (Stud Mtg.) —
100 g for 6 mS

Vibration, Sinusoidal* —
Z, Y, & X Enclosures —
30 g 33-3000Hz

W & M Enclosures (Stud Mtg.) —
20 g 33-3000Hz

Vibration, Random* —
Z, Y, & X Enclosures —
0.4 g²/Hz 50-2000Hz
W & M Enclosures (Stud Mtg.) —
0.2 g²/Hz 50-2000Hz

Dielectric Strength —
At Sea Level —
All circuits to ground and circuit to
circuit — 1250 V rms
Coil to ground — 1000 V rms
At 80,000 Feet — 350 V rms

Insulation Resistance —
Initial (500 VDC) — 100 MΩ Min.
After Life or Environmental Tests —
50 MΩ Min.

**Operate Time at Nominal
Voltage** —
DC Relays — 10 ms or less
AC Relays — 15 ms or less

**Release Time at Nominal
Voltage** —
DC Relays — 10 ms or less
AC Relays — 50 ms or less


* Max. contact opening under vibration
or shock 10 microseconds

Coil Data

Coil Code	Nominal Voltages	Freq. Hz	DC Res. AC Amps (B)	Over Temperature Range		
				Pickup or Below Volts	Dropout or Above Volts	Must Hold Voltage (C)
1	6	DC	20 Ω	4.5	0.3	2.5
2	12	DC	80 Ω	9.0	0.75	4.5
3	28	DC	320 Ω	18.0	1.5	7.0
4 (A)	28	DC	320 Ω	18.0	1.5	7.0
5	48	DC	920 Ω	32.0	2.5	14.0
6	28	400Hz	180 mA	22.0	1.25	10.0
7	28	50/400Hz	100 mA	22.0	1.25	10.0
8	115	400 Hz	40 mA	90.0	5.0	40.0
9	115	50/400 Hz	30 mA	95.0	5.0	40.0

- A. CODE 4 COILS HAVE BACK EMF SUPPRESSION TO 42 VOLTS MAX.
- B. DC COIL RESISTANCE ± 10% AT 25°C; AC COIL MAX. CURRENT AT NOMINAL VOLTAGE.
- C. RELAY WILL STAY IN PICKED-UP STATE DOWN TO MUST HOLD VOLTAGES SHOWN.
- D. MAX. OVERVOLTAGE: 6 & 12 VDC COILS 120% OF NOMINAL; ALL OTHERS 110% OF NOMINAL.
- E. COILS AVAILABLE FOR OTHER VOLTAGES AND FOR AC 50/60HZ.

NOTE: Only DC Coil Models are QPL Approved.



Product Facts

- Hermetically Sealed
- All Welded Construction
- Balanced Force
- Permanent Magnet Drive
- Contacts — Silver Cadmium Oxide with Gold Plating
- Coils for DC, 50 to 400Hz and 400Hz AC
- Weight 1.6 ounces max. (45.4 grams)
- Qualified to M6106/19, M83536/36, /37

Contact Rating — Amperes Ratings Are Continuous Duty

Type of Load	Life (Min.) Cycles x 10 ³	28 VDC	115VAC 400Hz	115VAC 60Hz*
Resistive	50	25	25	10
Inductive	10	12	—	10
Inductive	20	—	15	—
Motor	50	10	10	8
Lamp	50	5	5	—

*60 Hz loads rated for 10,000 operations

- Overload Current** — 50 AMPS DC, 80 AMPS 400Hz
- Rupture Current** — 60 AMPS DC, 100 AMPS 400Hz
- Contact Make Bounce** — 1 MILLISECOND AT NOMINAL VOLTAGE
- Max. Contact Drop at 25 Amps** — INITIAL 0.150 VOLTS
- End of Life** — 0.175 VOLTS

The Series FCA-125 relay is a polarized single-side stable design, where the flux from a permanent magnet provides the armature holding force in the deactivated state, and its flux path is switched and combined with the coil flux in the operated state.

This results in appreciably increased contact pressure in both states over that of a spring return nonpolar design. We also manufacture other versions of this relay:

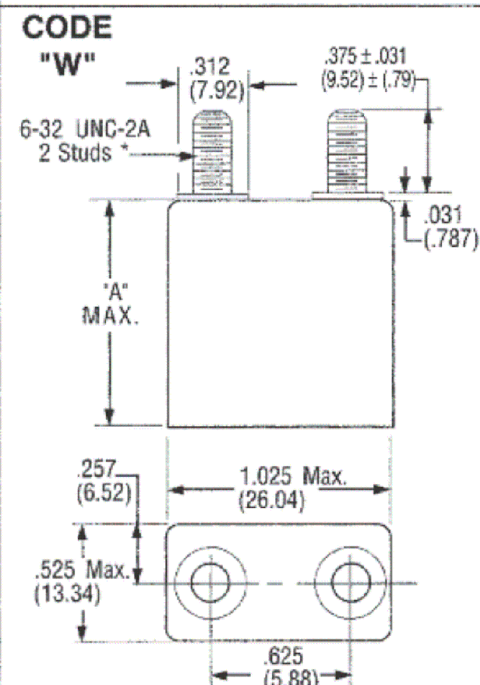
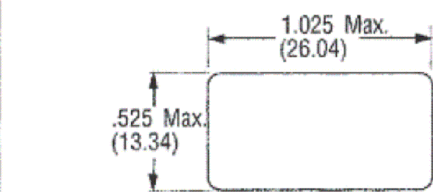
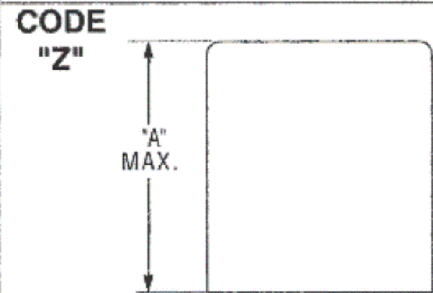
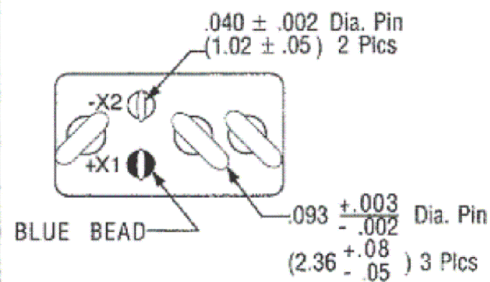
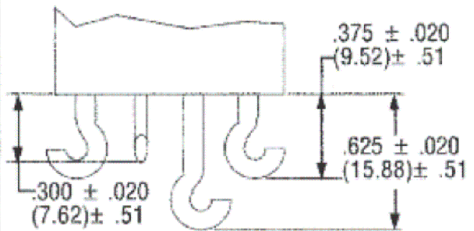
FCA-325 — 25 Ampere 3PDT Relay

FCAC-325 — 25 Ampere 3PST-NO Relay with 2 amp SPDT auxiliary

THIS DRAWING IS A CONTROLLED DOCUMENT.		DWN RV 17OCT2019	TE Connectivity		
DIMENSIONS: INCHES		CHK RV 17OCT2019			
TOLERANCES UNLESS OTHERWISE SPECIFIED:		APVD MB 17OCT2019	NAME FCA-125-SERIES		
0 PLC ± -		PRODUCT SPEC	-		
1 PLC ± -		APPLICATION SPEC	-		
2 PLC ± -		WEIGHT	SIZE A3	CAGE CODE -	DRAWING NO. C-FCA-125-SERIES
3 PLC ± -		MATERIAL -	RESTRICTED TO -		
4 PLC ± -		FINISH -	SCALE NTS		
ANGLES ± -			SHEET 1 OF 2		
MATERIAL -			REV C		
FINISH -			CUSTOMER DRAWING		

P	LTR	DESCRIPTION	DATE	DWN	APVD
-	-	SEE SHEET 1	-	-	-

CODE "C"
Solder Hook Terminals
HOOK TERMINALS TIN/LEAD PLATED



*Metric threads available.
To specify use **M** in place of **W**

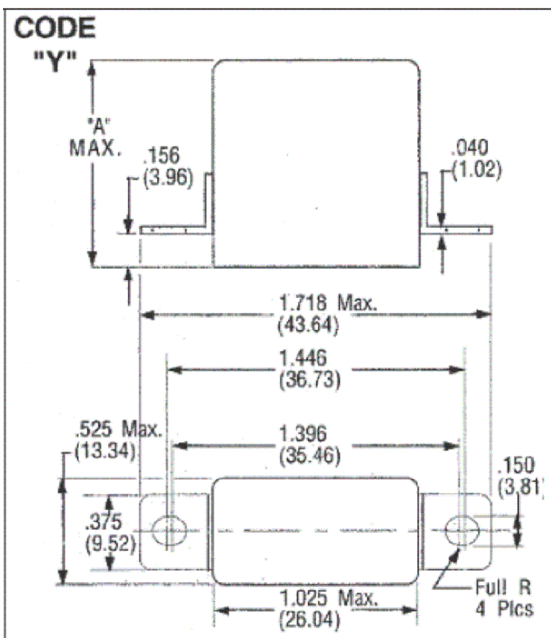
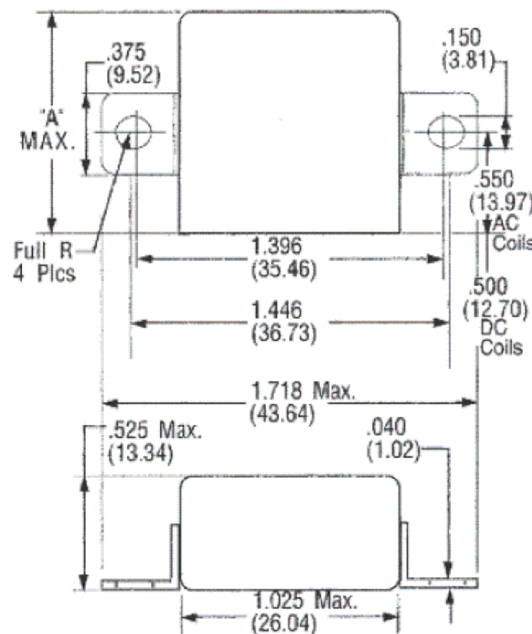
Enclosures

All Enclosures have cupro-Nickel cans bright acid tin/lead plated after assembly to terminal headers.

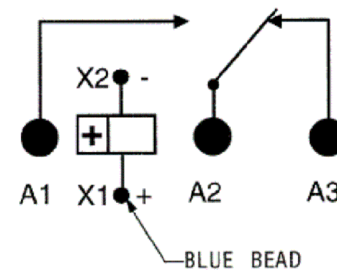
Dimensions: Inches ± .010 (mm ± .25)

"A" - AC Coils 1.125 in. (31.91) Max
DC Coils 1.010 in. (28.65) Max..

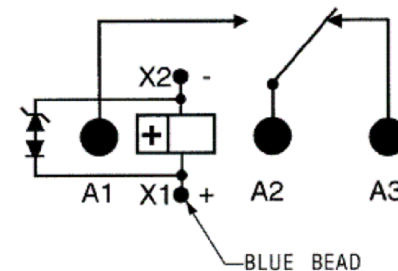
CODE "X"



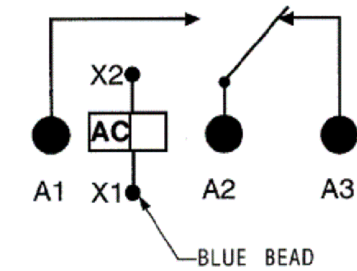
DC COILS



Terminal Wiring
DC COILS WITH TRANSIENT SUPPRESSION



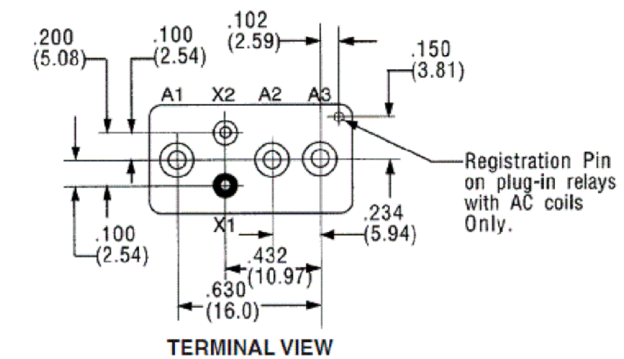
AC COILS



NOTE: Polarity must be observed with DC coil supply. Relay is polarized with a permanent magnet and will not operate or be damaged by reverse polarity.

Diodes used in transient suppression and in AC rectifier circuits have peak inverse voltage rating of 600 VDC minimum. Zener diodes have a minimum rating of 1 watt.

Terminal designations are for reference only and do not appear on the header.



HOW TO ORDER

RELAY TYPE _____ **FCA-125-A Y 4**

SOLDER HOOKS, DC COIL _____

ENCLOSURE (With Flanges) _____

COIL (28 VDC With Transient Suppression). _____

NOTE: Only DC coil models are QPL Approved

THIS DRAWING IS A CONTROLLED DOCUMENT.		DWN RV 17OCT2019	TE Connectivity			
		CHK RV 17OCT2019				
DIMENSIONS: INCHES		APVD MB 17OCT2019	NAME			
TOLERANCES UNLESS OTHERWISE SPECIFIED:		PRODUCT SPEC	FCA-125-SERIES			
0 PLC ± - 1 PLC ± - 2 PLC ± - 3 PLC ± - 4 PLC ± - ANGLES ± -		APPLICATION SPEC	-			
MATERIAL		WEIGHT	SIZE	CAGE CODE	DRAWING NO	RESTRICTED TO
-		-	A3	-	FCA-125-SERIES	-
CUSTOMER DRAWING			SCALE	SHEET	REV	
			NTS	2 of 2	C	

X-ON Electronics

Largest Supplier of Electrical and Electronic Components

Click to view similar products for [Industrial Relays](#) category:

Click to view products by [TE Connectivity](#) manufacturer:

Other Similar products are found below :

[6-1617801-8](#) [6-1618107-9](#) [7-1618273-3](#) [EV250-4A-02](#) [EV250-6A-01](#) [FCA-125-CX8](#) [FCA-325-159](#) [FCA-410-138](#) [8000-S3121](#) [8-1618273-6](#)
[8-1618393-1](#) [GCA63A220VAC60HZ](#) [GCA63A277VAC60HZ](#) [GCA63A600VAC60HZ](#) [1-1672275-3](#) [1-1833005-4](#) [H-16/S1](#) [A711Z](#) [H-8C](#)
[H-8/S11](#) [H-8/S68](#) [ACC530U20](#) [ACC730U30](#) [RF303ZM4-12](#) [DH18DA](#) [1423675-8](#) [AR4-15F13-C01](#) [AR7-41F11](#) [AVR907](#) [15732A200](#)
[B07B032AC1-0329](#) [B329](#) [B490A](#) [1618279-1](#) [BHR124Y](#) [1810DDB-SX](#) [N417](#) [P30C42A12D1-120](#) [2-1617748-6](#) [2-1618375-1](#) [2-1618396-6](#)
[2-1618398-1](#) [JMAPD-5XL](#) [JMGACD-5M](#) [JMGSC-5LW](#) [JMGSCD-5L](#) [PBO-18A1218](#) [PBO-40A3040](#) [K8DSPH1200480VAC](#) [KA-3C-12A](#)