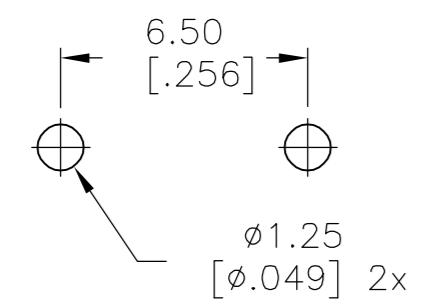
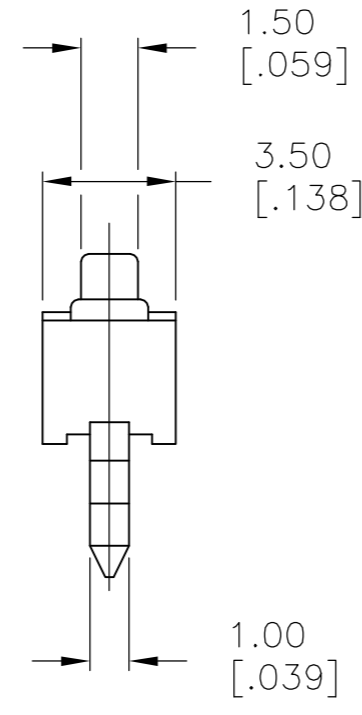
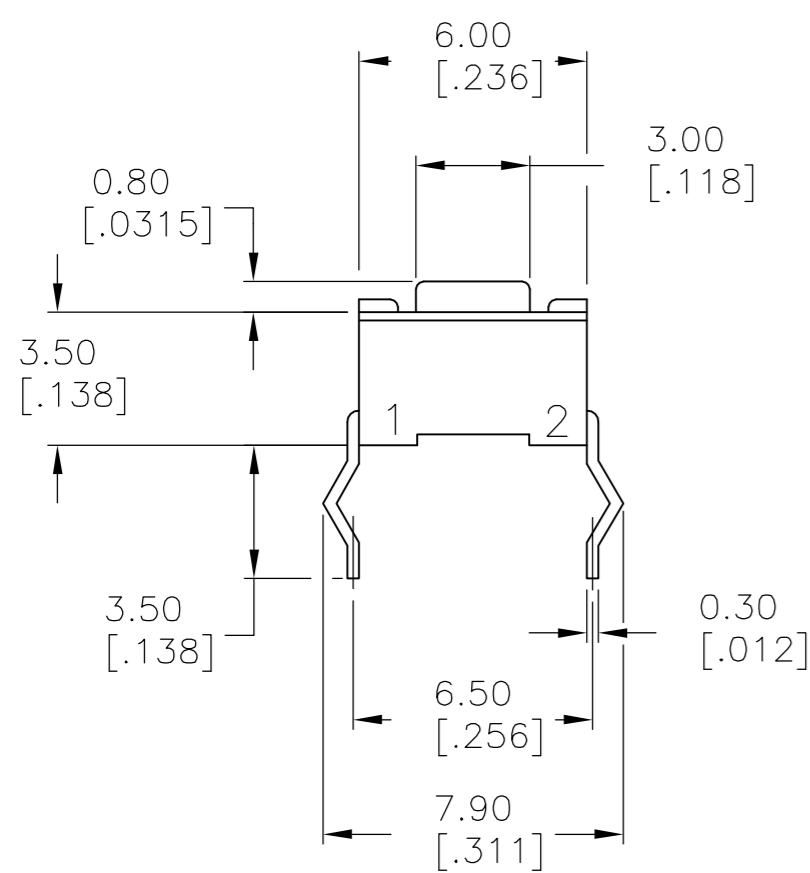
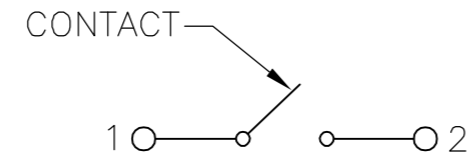


THIS DRAWING IS UNPUBLISHED. RELEASED FOR PUBLICATION
 © COPYRIGHT BY TYCO ELECTRONICS CORPORATION. ALL RIGHTS RESERVED.

LOC		DIST		REVISIONS			
P	LTR	DESCRIPTION		DATE	DWN	APVD	
	A	ECO-07-001263		13FEB2007	RB	MS	



P.C. HOLE LAYOUT
 TOLERANCE ±.002,
 UNLESS OTHERWISE NOTED



CIRCUIT DIAGRAM
 NOTE: TERMINAL NUMBERS
 ARE FOR REFERENCE ONLY
 AND DO NOT APPEAR ON
 SWITCHES.

SPECIFICATIONS:

Materials:
 Case, Nylon 66, UL94HB, Natural finish
 Cover, Stainless Steel
 Actuator, PBT UL94HB, Black
 Moving contact, Copper Alloy, Silver finish
 Fixed contact/Terminal, Copper Alloy, Silver over Nickel finish

Electrical:
 Max Contact Rating, 50mA@ 24V DC, Per EIA-448, Method 6
 Min Contact Rating, 10microamp@1V DC
 Initial Contact resistance, 50 milliohms max, Per EIA-364-23B, each position
 Insulation Resistance, 1000 Megohm min. Per EIA-364-21C each position
 Dielectric strength, 500 V AC for 1 minute, Per EIA-364-20B, Condition 1, each position.
 Life Expectancy, 100,000 cycles

Mechanical:
 Actuation force, SEE P/N TABLE
 Actuation Travel, .25 +.20/-.10 mm
 Life Expectancy, 100,000 cycles min (2 cycles per second and 150% actuation force),
 Per EIA-448 Methods 8 and 9
 Vibration, Per EIA 364-28D, Condition VII, Level E
 Mechanical Shock, Per EIA-364-27C, Condition A

Environmental:
 Operating Temperature, -35 to +85 degrees C, Per EIA-448, Method 10
 Storage Temperature, -35 to +85 degrees C
 Humidity and Temperature Cycling Per EIA-364-31B, Method III
 Thermal Shock, Per EIA-364-32C, -35 to +85 degrees C
 Solderability, Per EIA-364-52, Class 2, Category 1, Temp, 245 degrees C max,
 Time, 2.5 seconds max, 95% Minimum coverage
 Resistance to Solder Heat, Per 109-202, Condition B
 1. No change in initial electrical and mechanical characteristics

NOTES:

- ALL MATERAILS AND FINISHES SHALL COMPLY WITH EU DIRECTIVE 2002/95/EC OF 27JAN2003(ROHS).

100,000	130±50gf	FSMCH	1825966-1
LIFE CYCLE	ACTUATION FORCE	ALCO PART NUMBER	TYCO PART NUMBER

THIS DRAWING IS A CONTROLLED DOCUMENT.		DWN	R BROWN	13FEB2007	Tyco Electronics Corporation Harrisburg, PA 17105-3608								
DIMENSIONS: mm [INCHES]		CHK	M SARVER	13FEB2007									
TOLERANCES UNLESS OTHERWISE SPECIFIED:		APVD	M SARVER	13FEB2007									
0 PLC ± - 1 PLC ± - 2 PLC ± 0.30[.012] 3 PLC ± - 4 PLC ± - ANGLES ± -		PRODUCT SPEC		NAME		TACT SWITCH, 3.5 x 6.0 x 4.3 mm, HIGH TEMP, FSMCH							
MATERIAL SEE SPECIFICATIONS		FINISH SEE SPECIFICATIONS		WEIGHT	-	SIZE	A2	CAGE CODE	00779	DRAWING NO	C=1825966	RESTRICTED TO	-
CUSTOMER DRAWING				SCALE	5:1	SHEET	1 of 1	REV	A				

X-ON Electronics

Largest Supplier of Electrical and Electronic Components

Click to view similar products for [Tactile Switches](#) category:

Click to view products by [TE Connectivity](#) manufacturer:

Other Similar products are found below :

[5GTH92001](#) [1-1977120-4](#) [ADTSA62NV](#) [ADTSA62RV](#) [ADTSA63KV](#) [ADTSA644NV](#) [ADTSMW66NV](#) [ADTSMW67RV](#) [B3F-3123](#) [B3F-6055A](#) [B3F-B32-01-KIT](#) [1977177-8](#) [1977266-1](#) [ADTS644KV](#) [ADTSA61RV](#) [ADTSA62KV](#) [ADTSA63NV](#) [ADTSA63RV](#) [ADTSM21NSVTR](#) [ADTSM32NVTR](#) [ADTSM63SVTR](#) [ADTSM644KVTR](#) [ADTSMW64RV](#) [ADTSMW69NV](#) [FSMRA4JHA04](#) [GS4.70F300QP](#) [3ESH9R](#) [506E00201](#) [MJTP1164TR](#) [3FTL600RAS](#) [3FTL640RAS](#) [Y96K132V0FPLFS](#) [101-TS5022T1601-EV](#) [5GSH92001](#) [KSJ0A231](#) [80SH LFG](#) [ADTSM31NVTR](#) [EVQ-P1D05K](#) [MJTP1162TR](#) [ADTSM63KV](#) [2-1977120-7](#) [TSJW-5.2-260-TR](#) [KMT011MNGJLHS](#) [B3WN6002S](#) [ADTSA648RV](#) [70-201.0](#) [ADTSG648NV](#) [ADTSM62KSVTR](#) [ATA600VTR](#) [ADTSG66RV](#) [ADTS61NV](#)