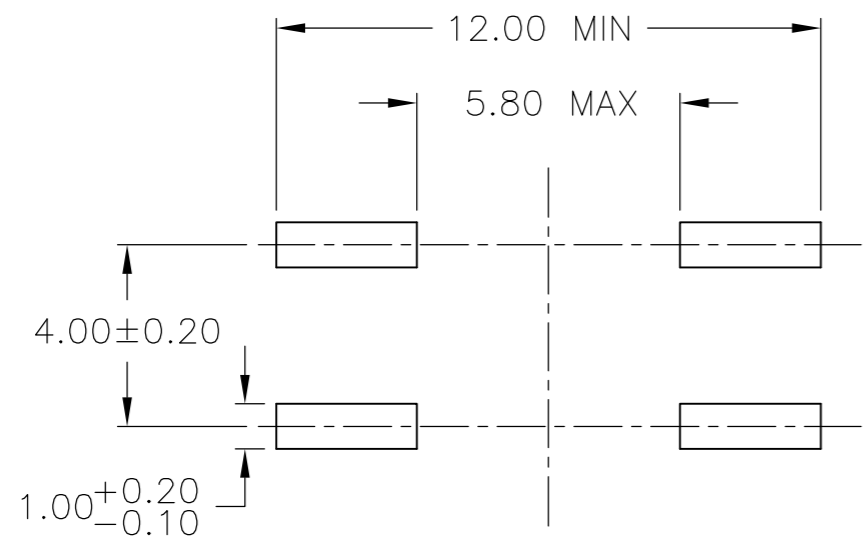
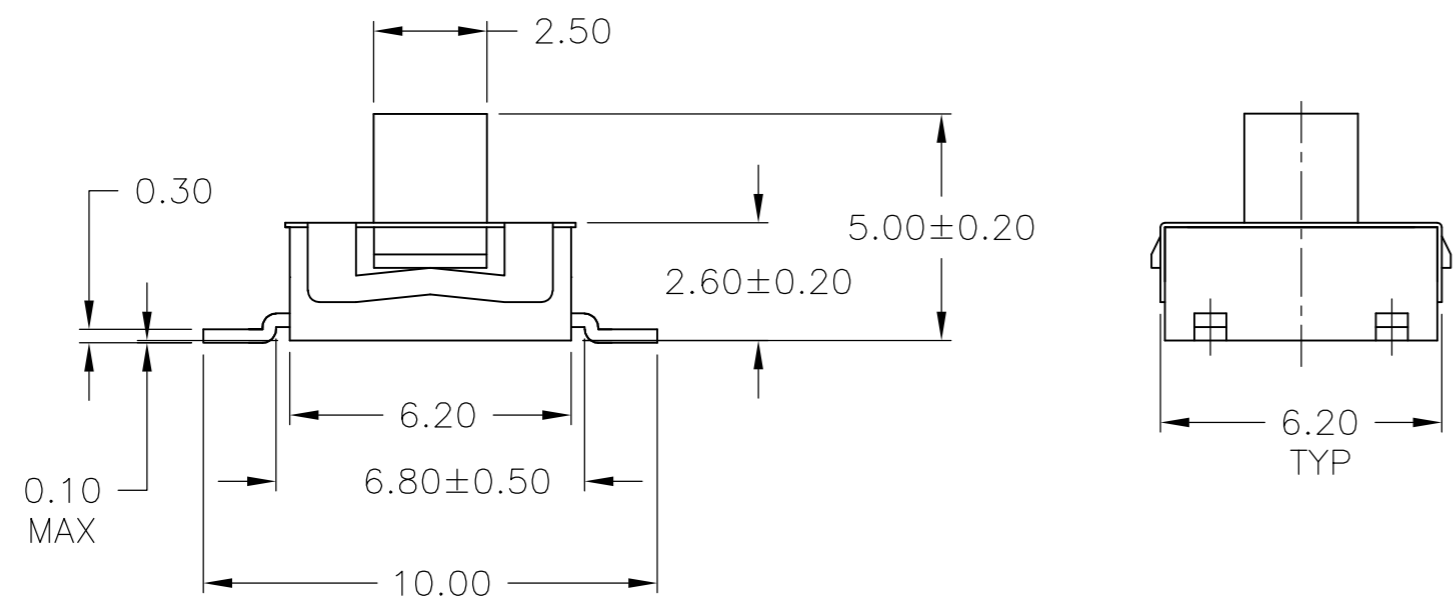
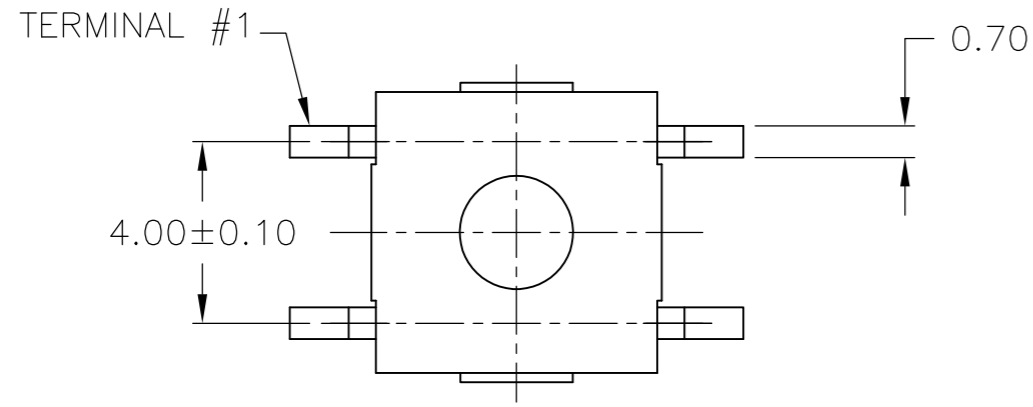


THIS DRAWING IS UNPUBLISHED. RELEASED FOR PUBLICATION
 © COPYRIGHT - By - ALL RIGHTS RESERVED.

LOC		DIST		REVISIONS			
P	LTR	DESCRIPTION	DATE	DWN	APVD		
AD	00	F3	REVISED PER ECO-15-016663	23NOV2015	NK	RH	



RECOMMENDED PC BOARD LAYOUT

SPECIFICATIONS:

MATERIALS:

CASE, PPS, UL94V-0, BROWN
 COVER, STAINLESS STEEL
 ACTUATOR, SILICON RUBBER- WHITE/NATURAL
 MOVING CONTACT, STAINLESS STEEL, PLATE-SILVER CLAD/NICKEL
 FIXED CONTACT/TERMINAL, COPPER ALLOY, PLATE-SILVER/NICKEL

ELECTRICAL:

MAX CONTACT RATING: 50MILLIAMPS@24V DC
 MIN CONTACT RATING: 10MICROAMPS@1V DC
 INITIAL CONTACT RESISTANCE, 100 MILLIOHMS MAX, PER EIA-364-23B, EACH POSITION
 INSULATION RESISTANCE, 100 MEGOHM MIN. PER EIA-364-21C EACH POSITION
 DIELECTRIC STRENGTH, 250 V AC FOR 1 MINUTE, PER EIA-364-20B, CONDITION 1, EACH POSITION.
 CONTACT BOUNCE, 10 MILLISECOND MAX, PER EIA 448-1B, METHOD 15

MECHANICAL:

ACTUATION FORCE, SEE TABLE
 ACTUATION TRAVEL, .015"±.005", .050" MAX OVER TRAVEL
 LIFE EXPECTANCY, SEE TABLE, VALUES GIVEN ARE MINIMUM, (2 CYCLES PER SECOND AND 150% ACTUATION FORCE), PER EIA-448 METHODS 8 AND 9
 VIBRATION, PER EIA 364-28D, CONDITION VII, LEVEL E, DURATION 1.5 HOURS
 MECHANICAL SHOCK, PER EIA-364-27C, CONDITION A

ENVIRONMENTAL:

OPERATING TEMPERATURE, -35 TO +85 DEGREES C
 STORAGE TEMPERATURE, -35 TO +85 DEGREES C
 HUMIDITY AND TEMPERATURE CYCLING PER EIA-364-31B, METHOD III
 THERMAL SHOCK, PER EIA-364-32C, -35 TO +85 DEGREES C
 SOLDERABILITY, PER EIA-364-52, CLASS 2, CATEGORY 1, TEMP, 245 DEGREES C MAX, TIME, 2.5 SECONDS MAX, 95% MINIMUM COVERAGE
 RESISTANCE TO SOLDER HEAT, PER 109-201 COND B
 NO CHANGE IN INITIAL ELECTRICAL AND MECHANICAL CHARACTERISTICS
 SEALED PER EIA RS-448-2, METHOD 16, FLUXING- METHOD B,
 SOLDERING TIME- METHOD 3, CLEANING- METHOD 3, SOLUTION 4
 SWITCH WILL PASS EXTENDED LIFE COMPRESSION TEST (SIMULATING 10 YEARS COMPRESSED AT MAX TRAVEL), REFERENCE TE 109-1098 SPECIFICATION.
 1 SECOND MAX RELEASE AFTER TEST

- ALL MATERIALS AND FINISHES SHALL COMPLY WITH EU DIRECTIVE 2002/95/EC OF 27JAN2003 (ROHS):

()-INDICATES MOMENTARY POSITION		
CIRCUIT CHARACTERISTICS		
CONTACT POSITION		CIRCUIT DIAGRAM
	(ON)	
	1-3	
	2-4	

TAPE & REEL	5,000,000	160±50g	1571634-2
	5,000,000	160±50g	1571634-1
PACKAGING	CYCLE LIFE	FORCE	PART NUMBER

THIS DRAWING IS A CONTROLLED DOCUMENT.		DWN	28JUL03	R.BROWN	
DIMENSIONS: mm		CHK <td>28JUL03 <td colspan="2">M.SERVER </td></td>	28JUL03 <td colspan="2">M.SERVER </td>	M.SERVER	
TOLERANCES UNLESS OTHERWISE SPECIFIED:		APVD <td>- <td colspan="2">M.SERVER </td></td>	- <td colspan="2">M.SERVER </td>	M.SERVER	
0 PLC ± -		PRODUCT SPEC <td>- <td colspan="2">NAME</td> </td>	- <td colspan="2">NAME</td>	NAME	
1 PLC ± -		APPLICATION SPEC <td>- <td colspan="2">TACTICLE SWITCH 6X6 mm</td> </td>	- <td colspan="2">TACTICLE SWITCH 6X6 mm</td>	TACTICLE SWITCH 6X6 mm	
2 PLC ± 0.30				LOW PROFILE, SURFACE MOUNT W/SOFT BUTTON	
3 PLC ± -		WEIGHT <td>- <td>SIZE</td> <td>CAGE CODE</td> </td>	- <td>SIZE</td> <td>CAGE CODE</td>	SIZE	CAGE CODE
4 PLC ± -				A2	00779
ANGLES ± -				DRAWING NO	RESTRICTED TO
FINISH				C=1571634	-
SEE SPECIFICATIONS				SCALE	SHEET
				6:1	1 of 1
				REV	F3

X-ON Electronics

Largest Supplier of Electrical and Electronic Components

Click to view similar products for [Tactile Switches](#) category:

Click to view products by [TE Connectivity](#) manufacturer:

Other Similar products are found below :

[5GTH92001](#) [5GTH9202242](#) [ADTSA62NV](#) [ADTSA62RV](#) [B3F-3123](#) [1977177-8](#) [1977266-1](#) [ADTSA63NV](#) [ADTSM21NSVTR](#)
[ADTSM25RVTR](#) [ADTSM32NVTR](#) [ADTSMW64RV](#) [FSMRA4JHA04](#) [GS4.70F300QP](#) [KSC241J](#) [SP DELTA](#) [LFS](#) [3FTL600RAS](#)
[3FTL640RAS](#) [Y96K132V0FPLFS](#) [5GTH9658222](#) [ADTSM31NVTR](#) [2-1977120-7](#) [TSJW-5.2-260-TR](#) [KMT011MNGJLHS](#) [70-201.0](#)
[ADTSG648NV](#) [ADTSM62KSVTR](#) [ADTSM648NV](#) [95C06E3RAT](#) [5GTH96561](#) [3ATH9Q](#) [FSM4JSMLXTR](#) [FSM4JSMXL](#) [FSMRA8JHA04](#)
[HARS0073](#) [Y97HS12A5RAFP](#) [Y97BT23B2HAFP](#) [Y33R411N9FPLFT](#) [Y31C01402FPLFS](#) [PTS645SK50SMTR92](#) [ADTSM32NVB](#)
[KMS233GPWTLFG](#) [Y78B42324FP](#) [Y33R21116FPLFT](#) [Y31B43131FPLFG](#) [Y78B64124FP](#) [Y71243251FP](#) [Y33R31119FPLFT](#)
[Y97HS12A5TAFP](#) [PTS638SK25SMTR2LFS](#) [Y97LT25BADBFP](#)