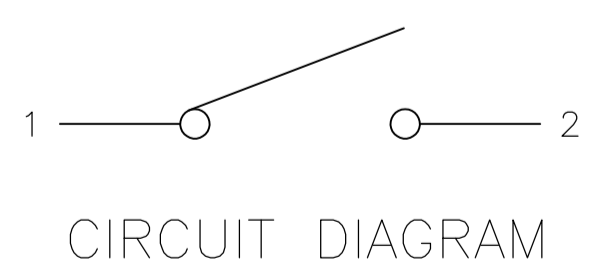
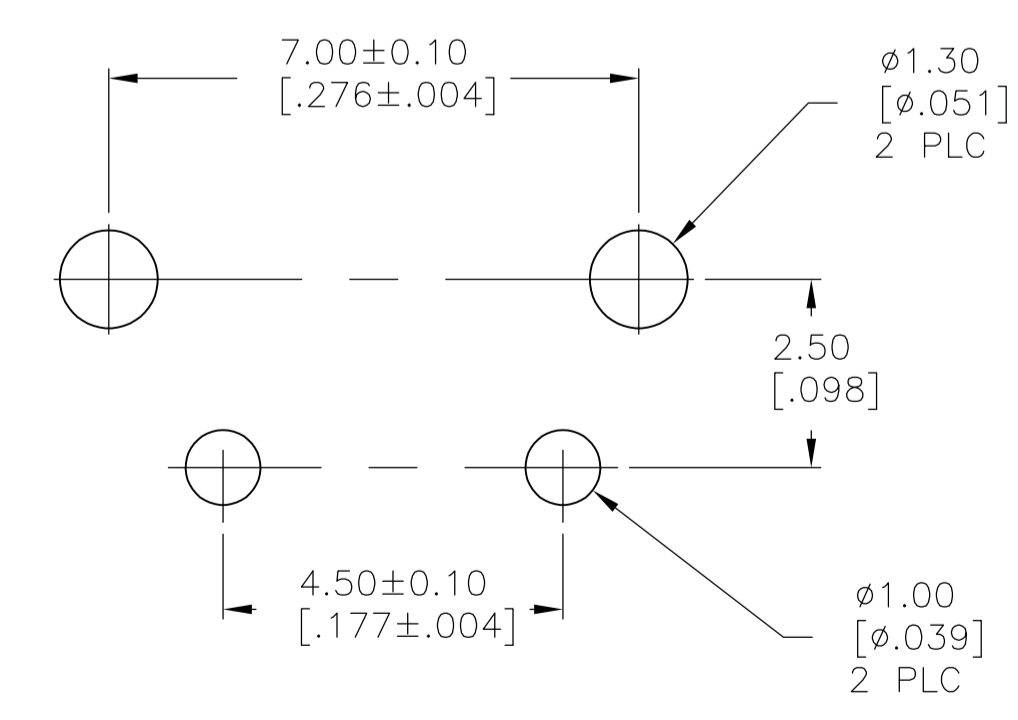
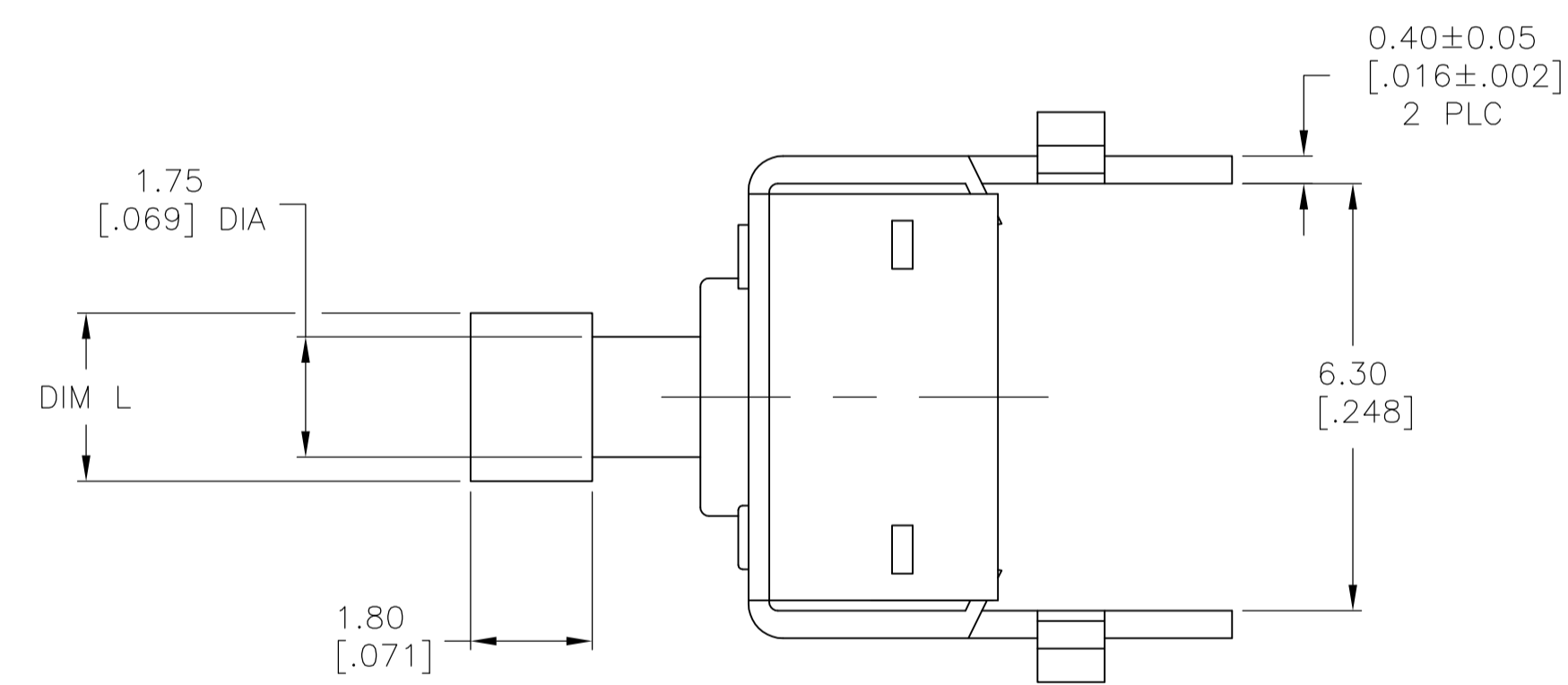
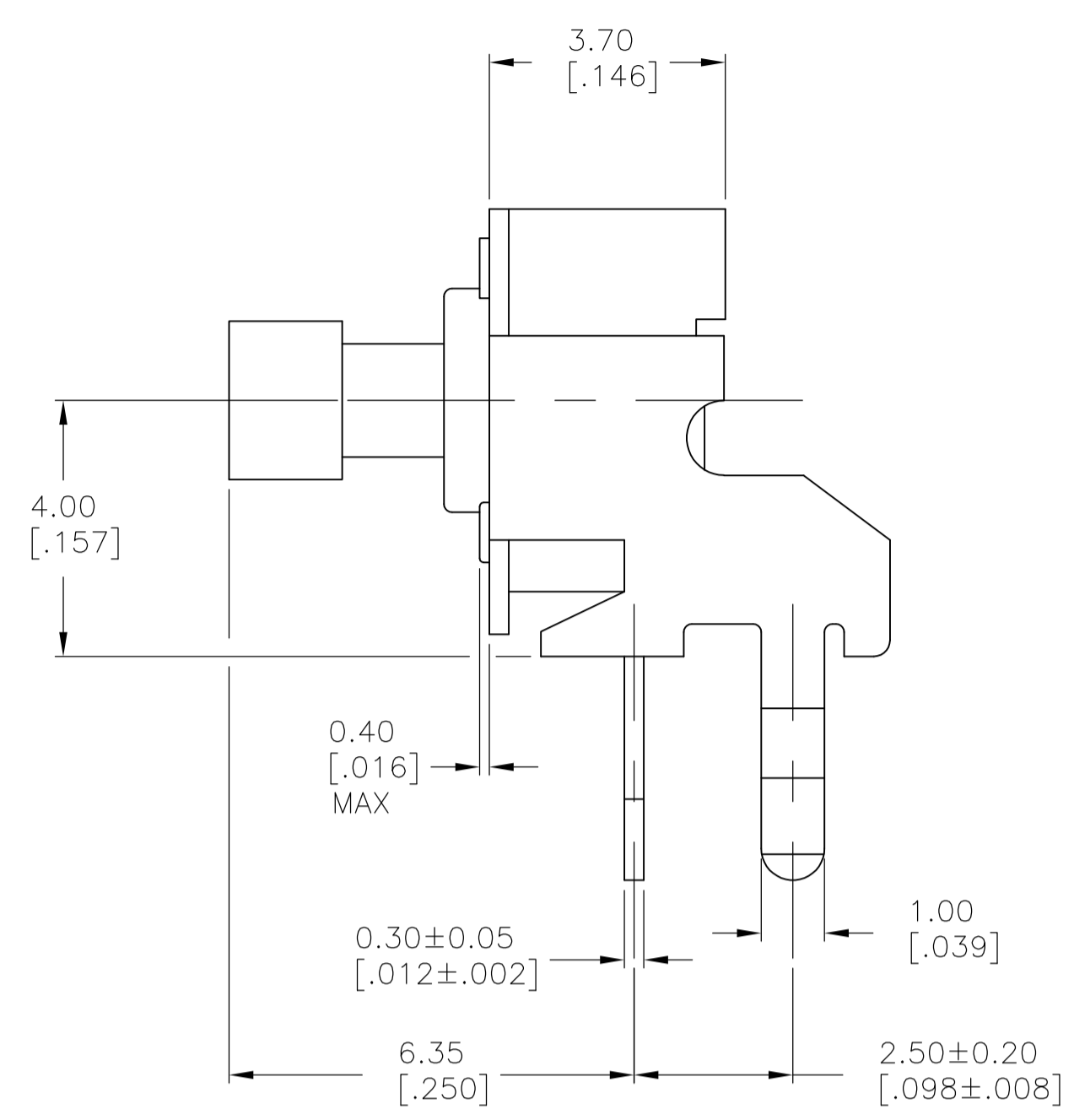
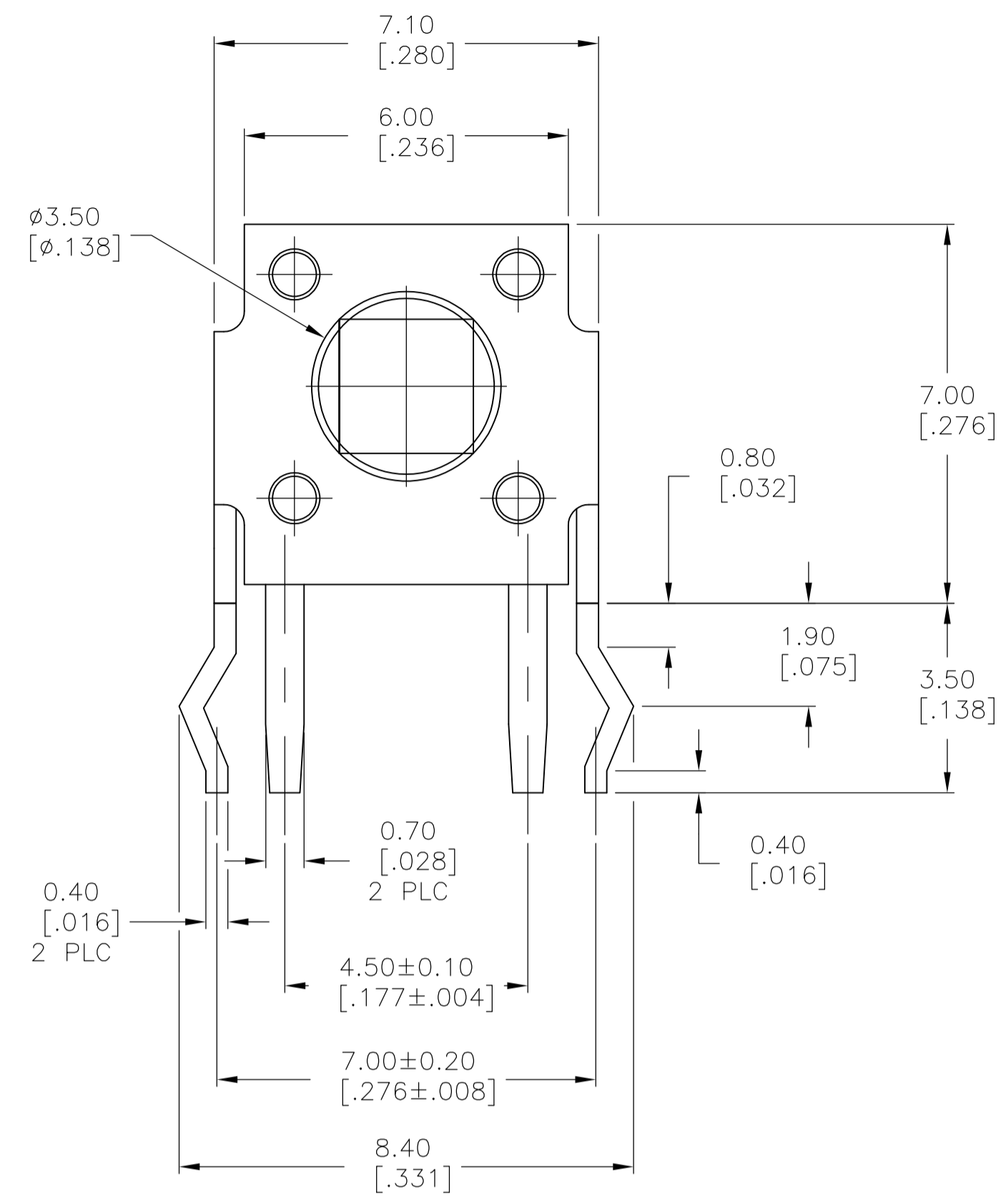


REVISIONS					
P	LTR	DESCRIPTION	DATE	DMN	APVD
B1		REVISED PER ECO-17-002272	21JUN2017	SK	AS



**SPECIFICATIONS:**

**Materials:**  
 Case, Nylon 66, UL94HB, Black finish  
 Bracket, Stainless Steel  
 Actuator, Nylon 66, UL94HB, see P/N table for finish  
 Moving contact, Copper Alloy, Silver finish  
 Fixed contact/Terminal, Copper Alloy, Silver over Nickel finish

**Electrical:**  
 Max Contact Rating, 50mA@ 24V DC, Per EIA-448, Method 6  
 Min Contact Rating, 10microamp@1V DC  
 Initial Contact resistance, 50 milliohms max, Per EIA-364-23B, each position  
 Insulation Resistance, 1000 Megohm min. Per EIA-364-21C each position  
 Dielectric strength, 500 V AC for 1 minute, Per EIA-364-20B, Condition 1, each position.  
 Life Expectancy, 100,000 cycles

**Mechanical:**  
 Actuation force, SEE P/N TABLE  
 Actuation Travel, .25 +/- .10 mm  
 Life Expectancy, 100,000 cycles min (2 cycles per second and 150% actuation force),  
 Per EIA-448 Methods 8 and 9  
 Vibration, Per EIA 364-28D, Condition VII, Level E  
 Mechanical Shock, Per EIA-364-27C, Condition A

**Environmental:**  
 Operating Temperature, -35 to +85 degrees C, Per EIA-448, Method 10  
 Storage Temperature, -35 to +85 degrees C  
 Humidity and Temperature Cycling Per EIA-364-31B, Method III  
 Thermal Shock, Per EIA-364-32C, -35 to +85 degrees C  
 Solderability, Per EIA-364-52, Class 2, Category 1, Temp, 245 degrees C max,  
 Time, 2.5 seconds max, 95% Minimum coverage  
 Resistance to Solder Heat, Per 109-202, Condition B  
 1. No change in initial electrical and mechanical characteristics

**NOTES:**

- ALL MATERIALS AND FINISHES SHALL COMPLY WITH EU DIRECTIVE 2002/95/EC OF 27JAN2003(ROHS).

	2.80[.110]	YELLOW	260±50 GF	FSMRACDAAH	1825968-3
	2.80[.110]	BLACK	160±50 GF	FSMRACDAH	1825968-2
OBSELETE	2.40[.094]	BLUE	160±50 GF	FSMRACDH	<del>1825968-1</del>
	DIM L	ACTUATOR BUTTON COLOR	ACTUATION FORCE	ALCO PART NO.	TYCO PART NO.

RECOMMENDED HOLE LAYOUT  
 TOLERANCE ±.002 UNLESS OTHERWISE NOTED

THIS DRAWING IS A CONTROLLED DOCUMENT.		DIN	BROWN	13FEB2007	TE Connectivity
		CHK	M SARVER	13FEB2007	
DIMENSIONS: mm [INCHES]		TOLERANCES UNLESS OTHERWISE SPECIFIED:		NAME	
		0 PLC	± -	TACT SWITCH, R/A, SQUARE ACTUATOR, 6.0 mm, HIGH TEMP, FSMRACD	
		1 PLC	± -	APPLICATION SPEC	
		2 PLC	± 0.30[.012]	SIZE	
		3 PLC	± -	CAGE CODE	
		4 PLC	± -	DRAWING NO	
		ANGLES	± -	RESTRICTED TO	
MATERIAL		FINISH	WEIGHT	CUSTOMER DRAWING	
			0.000000	SCALE 10:1 SHEET 1 OF 1 REV B1	
			A1 00779	1825968	

## X-ON Electronics

Largest Supplier of Electrical and Electronic Components

*Click to view similar products for [Tactile Switches](#) category:*

*Click to view products by [TE Connectivity](#) manufacturer:*

Other Similar products are found below :

[5GTH92001](#) [1-1977120-4](#) [ADTSA62NV](#) [ADTSA62RV](#) [ADTSA63KV](#) [ADTSA644NV](#) [ADTSMW66NV](#) [ADTSMW67RV](#) [B3F-3123](#) [B3F-6055A](#) [B3F-B32-01-KIT](#) [1977177-8](#) [1977266-1](#) [ADTS644KV](#) [ADTSA61RV](#) [ADTSA62KV](#) [ADTSA63NV](#) [ADTSA63RV](#) [ADTSM21NSVTR](#) [ADTSM32NVTR](#) [ADTSM63SVTR](#) [ADTSM644KVTR](#) [ADTSMW64RV](#) [ADTSMW69NV](#) [FSMRA4JHA04](#) [GS4.70F300QP](#) [3ESH9R](#) [506E00201](#) [MJTP1164TR](#) [3FTL600RAS](#) [3FTL640RAS](#) [Y96K132V0FPLFS](#) [101-TS5022T1601-EV](#) [5GSH92001](#) [KSJ0A231](#) [80SH LFG](#) [ADTSM31NVTR](#) [EVQ-P1D05K](#) [MJTP1162TR](#) [ADTSM63KV](#) [2-1977120-7](#) [TSJW-5.2-260-TR](#) [KMT011MNGJLHS](#) [B3WN6002S](#) [ADTSA648RV](#) [70-201.0](#) [ADTSG648NV](#) [ADTSM62KSVTR](#) [ATA600VTR](#) [ADTSG66RV](#) [ADTS61NV](#)