


## K10 Series Miniature Relay

- 2 Form C contact arrangement
- AC and DC coils
- Socket, PCB and top flange mounting options

Typical applications  
Industrial controls, medical, motor controls



### Approvals

UL E22575; CSA L15734

Technical data of approved types on request

### Contact Data

|                               |   |
|-------------------------------|---|
| Contact arrangement           | 2 form C (CO),<br>2 from A (NO),<br>2 form B (NC),<br>1 form A (NO) + 1 form B (NC) |
| Rated voltage                 | 120VAC  |
| Rated current                 | 15A   |
| Contact material              | Ag, AgCdO, AgSnInO  |
| Min. recommended contact load |   |
| Ag contacts                   | 100mA, 12VDC  |
| AgCdO and AgSnInO contacts    | 300mA, 12VDC  |
| Initial contact resistance    | 100mΩ   |
| Frequency of operation        | 360 ops./hour   |
| Operate/release time max.     | 13/10 ms  |
| Bounce time max.              | 10ms  |

### Contact ratings

| Type                 | Load                   | Operations                    |
|----------------------|------------------------|-------------------------------|
| <b>UL 508</b>        |                        |                               |
| Ag                   | 10A, 30VDC             | 6x10 <sup>3</sup>             |
|                      | 10A, 277VAC            | 6x10 <sup>3</sup>             |
| AgCdO                | 15A, 120VAC            | 100x10 <sup>3</sup>           |
|                      | 10A, 277VAC            | 100x10 <sup>3</sup>           |
|                      | 15A, 30VDC             | 100x10 <sup>3</sup>           |
|                      | 15 FLA, 36 LRA, 120VAC | 100x10 <sup>3</sup>           |
|                      | 1/3HP, 120VAC          | 1x10 <sup>3</sup>             |
|                      | 1/2HP, 250VAC          | 1x10 <sup>3</sup>             |
| AgSnInO              | 15A, 240VAC            | 70x10 <sup>3</sup>            |
| Mechanical endurance |                        | 10x10 <sup>6</sup> operations |

### Coil Data

|                                     |                            |
|-------------------------------------|----------------------------|
| Coil voltage range                  | 6 to 110VDC<br>6 to 240VAC |
| Coil insulation system according UL | Class B                    |

### Coil versions, DC coil

| Coil code | Rated voltage VDC | Operate voltage VDC | Release voltage VDC | Coil resistance Ω±10% | Rated coil power mW |
|-----------|-------------------|---------------------|---------------------|-----------------------|---------------------|
| 006       | 6                 | 4.5                 | 0.6                 | 40                    | 900                 |
| 012       | 12                | 9.0                 | 1.2                 | 160                   | 900                 |
| 024       | 24                | 18.0                | 2.4                 | 650                   | 900                 |
| 048       | 48                | 36.0                | 4.8                 | 2600                  | 900                 |
| 110       | 110               | 82.5                | 11.0                | 11000                 | 1100                |

All figures are given for coil without preenergization, at ambient temperature +23°C.

### Coil Data (continued)

#### Coil versions, AC coil

| Coil code | Rated voltage VAC | Operate voltage VAC | Release voltage VAC | Coil resistance Ω±15% | Rated coil power VA |
|-----------|-------------------|---------------------|---------------------|-----------------------|---------------------|
| 006       | 6                 | 5.1                 | 0.6                 | 10.5                  | 1.20                |
| 012       | 12                | 10.2                | 1.2                 | 43                    | 1.20                |
| 024       | 24                | 20.4                | 2.4                 | 160                   | 1.25                |
| 048       | 48                | 40.8                | 4.8                 | 668                   | 1.25                |
| 120       | 120               | 102.0               | 12.0                | 3900                  | 1.35                |
| 240       | 240               | 204.0               | 24.0                | 12000                 | 1.50                |

All figures are given for coil without preenergization, at ambient temperature +23°C, 60Hz.

### Insulation Data

|                                 |                  |
|---------------------------------|------------------|
| Initial dielectric strength     |                  |
| between open contacts           | 1000Vrms         |
| between contact and coil        | 1500Vrms         |
| between adjacent contacts       | 1500Vrms         |
| between coil and frame          | 1500Vrms         |
| Initial surge withstand voltage |                  |
| between adjacent contacts       | 1000MΩ at 500VDC |

### Other Data

Material compliance: EU RoHS/ELV, China RoHS, REACH, Halogen content refer to the Product Compliance Support Center at [www.te.com/customer-support/rohssupportcenter](http://www.te.com/customer-support/rohssupportcenter)

|                                      |   |
|--------------------------------------|---|
| Ambient temperature                  | -45°C to 70°C                                       |
| Category of environmental protection | IEC 61810   |
| RT0 - open relay                     | RTI - dust protected                                |
| Terminal type                        | quick connect (QC) .187<br>PCB .120" and .160" long |
| Weight                               | 51g   |
| Packaging/unit                       | box/250 pcs., tray/50 pcs.                          |

### Accessories

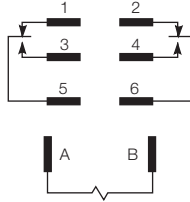
For details see datasheet                                  Sockets and Accessories, K10 Relays

| Product Code | Description                |
|--------------|----------------------------|
| 27E895       | DIN socket                 |
| 27E487       | Track mount socket         |
| 20C426       | Clip for 27E895 and 27E487 |
| 27E488       | Chassis/solder socket      |
| 27E489       | PCB socket                 |
| 20C217       | Clip for 27E488 and 27E489 |

**K10 Series Miniature Relay (Continued)**

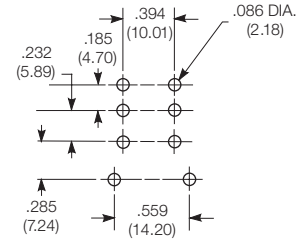
**Terminal assignment**

- 2 Form C
- 2 Form A (delete 1 and 2)
- 2 Form B (delete 3 and 4)



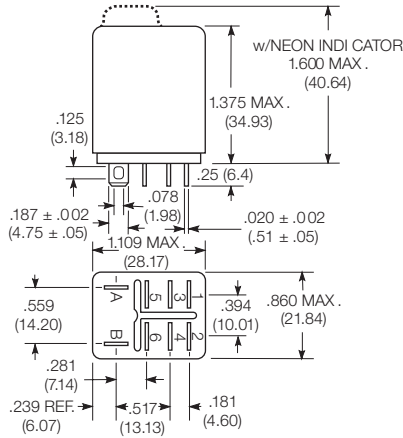
**PCB layout**

Bottom view on solder pins

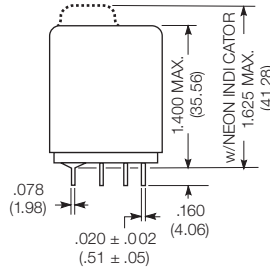


**Dimensions**

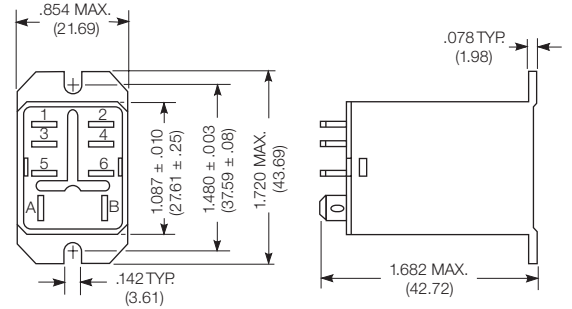
Mounting code 1  
Socket mount



Mounting code 5  
Printed circuit terminals



Mounting code T  
Flange mount



**Product code structure**

Typical product code **K10 P -11 D 1 5 -6**

|  |  |
|--|--|
| <b>Type</b><br>K10 15A Miniature Relay, K10 Series   |  |
| <b>Cover</b><br>P Polycarbonate (smoke color)<br>L Neon or LED, polycarbonate dust cover (smoke color)<br>Option without cover (open style) on request   |  |
| <b>Contact arrangement</b><br>7 2 form A (NO)                      8 2 form B (NC)<br>11 2 form C (CO)                     50 1 form A and 1 form B (NO and NC)  |  |
| <b>Coil input</b><br>A 50/60Hz AC                              D DC  |  |
| <b>Mounting &amp; termination</b><br>1 Socket mount; .187" (4.75mm) quick connect/solder terminals<br>5 Printed circuit terminals; .160" (4.1mm) length.<br>T Mounting bracket on end of cover; .187" (4.75mm) quick connect/solder terminals<br>Options with mounting plates on narrow side or on end cover and shorter (.120" (3.05mm)) PCB terminals on request |  |
| <b>Contact type</b><br>1 Ag (10A)                                      5 AgCdO (15A)                              P AgSnIn (15A)   |  |
| <b>Coil voltage</b><br>Coil code: please refer to coil versions table  |  |

**K10 Series Miniature Relay** (Continued)

| Product Code   | Arrangement    | Cont. material | Coil    | Coil        | Terminals          | Mounting    | Part number |             |             |
|----------------|----------------|----------------|---------|-------------|--------------------|-------------|-------------|-------------|-------------|
| K10P-11A15-6   | 2 form C, 2 CO | AgCdO          | AC coil | 6VAC        | Quick connect (QC) | Socket      | 4-1393144-4 |             |             |
| K10P-11A15-12  |                |                |         | 12VAC       |                    |             | 3-1393144-9 |             |             |
| K10P-11A15-24  |                |                |         | 24VAC       |                    |             | 4-1393144-1 |             |             |
| K10P-11AT5-24  |                |                |         |             |                    |             | Bracket     | 3-1393144-5 |             |
| K10P-11A15-120 |                |                |         | 120VAC      |                    |             | Socket      | 4-1393144-0 |             |
| K10P-11AT5-120 |                |                |         |             |                    |             | Bracket     | 3-1393144-3 |             |
| K10P-11D15-6   |                |                |         | DC coil     |                    |             | 6VDC        | Socket      | 6-1393144-0 |
| K10P-11D15-12  |                |                |         |             |                    |             | 12VDC       | 5-1393144-5 |             |
| K10P-11DT5-12  |                |                |         |             | Bracket            | 5-1393144-0 |             |             |             |
| K10P-11D15-24  |                |                | 24VDC   |             | Socket             | 5-1393144-7 |             |             |             |
| K10P-11DT5-24  |                |                |         |             | Bracket            | 5-1393144-1 |             |             |             |
| K10P-11D15-48  |                |                | 48VDC   |             | Socket             | 5-1393144-9 |             |             |             |
| K10P-11D15-110 |                |                | 110VDC  |             |                    | 5-1393144-4 |             |             |             |
| K10P-11D55-12  |                |                | 12VDC   |             | PCB                | PCB         | 6-1393144-6 |             |             |
| K10P-11D55-24  |                |                | 24VDC   | 6-1393144-8 |                    |             |             |             |             |
| K10P-11D55-110 |                |                | 110VDC  | 6-1393144-5 |                    |             |             |             |             |

## X-ON Electronics

Largest Supplier of Electrical and Electronic Components

*Click to view similar products for [General Purpose Relays](#) category:*

*Click to view products by [TE Connectivity](#) manufacturer:*

Other Similar products are found below :

[PCN-105D3MH,000](#) [59641F200](#) [LY1SAC110120](#) [5X827E](#) [5X837F](#) [5X840F](#) [5X842F](#) [5X848E](#) [LY2N-AC120](#) [LY2S-AC220/240](#) [LY2-US-AC120](#) [LY3-US-AC120](#) [LY4F-UA-DC12](#) [LY4F-UA-DC24](#) [LY4F-US-AC120](#) [LY4F-US-AC240](#) [LY4F-US-DC24](#) [LY4F-VD-AC110](#) [LYQ20DC12](#) [M115C60](#) [M115N010](#) [M115N0150](#) [6031007G](#) [603-12D](#) [61211T0B4](#) [61212T400](#) [61222Q400](#) [61243B600](#) [61243C500](#) [61243Q400](#) [61311BOA2](#) [61311BOA6](#) [61311BOA8](#) [61311C0A2](#) [61311COA1](#) [61311COA6](#) [61311F0A2](#) [61311QOA1](#) [61311QOA4](#) [61311T0D6](#) [61311TOA6](#) [61311TOA7](#) [61311TOB3](#) [61311TOB4](#) [61311U0A6](#) [61312Q600](#) [61312T400](#) [61312T600](#) [61313U200](#) [61313U400](#)