



## Introducing Safety and Electrical Symbol Labels

Pressure sensitive adhesive labels for safety, warning and electrical box identification. The labels are designed to protect against abrasion, environmental and chemical exposure. Electrical and safety symbols are designed for electrical equipment, installation equipment and electronic systems.

### KEY FEATURES

- For use with thermal transfer printers
- Flexible labels for use on uneven and difficult surfaces
- Adheres well to rounded, flexible and textured surfaces
- Strong adhesion on lightly oiled or low-surface energy surfaces
- Can be printed to exact customer design

### TEMPERATURE RANGE

- Operating Temperature :  
-30°C to +80°C and -22°F to +176 °F

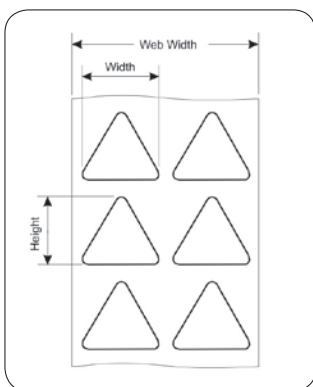
### PRODUCT SPECIFICATIONS

- Technical Data Sheet : TTDS-180

### PRODUCT OFFERING

- Printers : TE3124 (Thermal transfer)  
TE312M (Thermal transfer)  
TE3112 (Thermal transfer)
- Ribbons : 1330-3300-10  
(Thermal transfer band/ribbon for the indicated printers is available in different sizes)

### LABEL DIMENSIONS



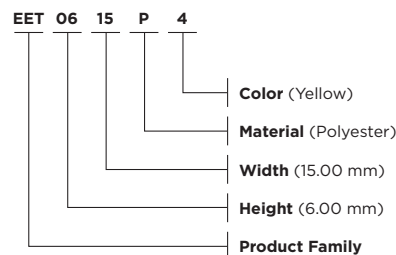
## EET-SL V-4-W Safety Labels, Row Format

EET-SL V-4-W safety labels were developed for thermal transfer printers. Made of PVC these labels are available in yellow and have an acrylic adhesive backing. These safety labels are triangular in shape and come blank to allow the user to print any safety symbol or text desired. They are ideal for harsh environments and curved or uneven surfaces. They are resistant to oil, mild detergents, water and the effects of weathering.


### AVAILABLE SIZES

EET-SL-V-4					
Label Length (mm)	Label Length (inches)	Label Width (mm)	Label Width (inches)	Labels Across	Package Quantity
25.00	0.984	105.00	4.134	4	5000
50.00	1.968	105.00	4.134	2	1000
100.00	3.937	105.00	4.134	1	500

### PART NUMBER EXAMPLE



[te.com/products/identification-labeling](http://te.com/products/identification-labeling)



## Introducing Safety and Electrical Symbol Labels ESSW Safety Labels

The ESSW safety and warning labels are made with pressure sensitive adhesive. They are suitable for labeling electrical tools, apparatuses and installations. The available printed symbols are protected by lamination to resist abrasion and aggressive fluids.

### KEY FEATURES

- Pre-printed symbols protected by lamination
- Dirt and stain resistant




### TEMPERATURE RANGE

- Operating Temperature :  
-30°C to +120°C and -22°F to +248°F

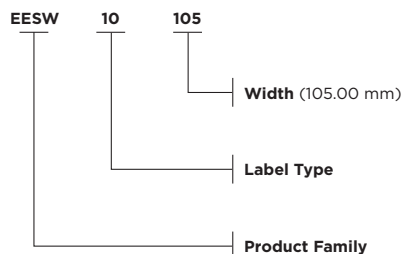
### PRODUCT SPECIFICATIONS

- Technical Data Sheet : TTDS-205


### AVAILABLE SIZES

ESSW Safety Labels			
Ordering Description	Length of each side (mm)	Length of each side (inches)	Graphic
ESSW1-025	25.00	0.984	
ESSW1-050W	50.00	1.968	
ESSW1-100W	100.00	3.937	
ESSW1-200	200.00	7.874	
ESSW30-025	25.00	0.984	
ESSW30-050	50.00	1.968	
ESSW30-100	100.00	3.937	
ESSW30-200	200.00	7.874	
ESSW80-025	25.00	0.984	
ESSW80-050	50.00	1.968	

### PART NUMBER EXAMPLE



[te.com/products/identification-labeling](http://te.com/products/identification-labeling)



## Introducing Safety and Electrical Symbol Labels Electrical Symbols

The electrical symbols labels are self-adhesive labels developed for electrical connections, installations and systems. They are available in a variety of sizes and supplied on individual sheets for ease of use.

### KEY FEATURES

- Good adhesion to clean surfaces
- Dirt and stain resistant

### TEMPERATURE RANGE

- See chart on next page

### PRODUCT SPECIFICATIONS

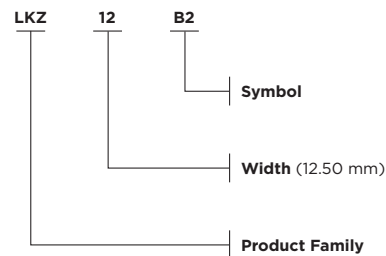
- See chart on next page

### AVAILABLE SIZES

Electrical Symbols Part Number Chart

Product	Diameter (mm)	Diameter (inches)	Labels Per Sheet
LKZ12	12.50	0.492	10
LKZ16	16.00	0.630	10
LKZ20	20.00	0.787	8
LKZ25	25.00	0.984	6
LKZ31	31.50	1.240	5

### PART NUMBER EXAMPLE



[te.com/products/identification-labeling](https://te.com/products/identification-labeling)

## AVAILABLE FORMATS

Electrical Symbols Part Number Chart

Ordering Description	Letter Description	Graphic	Color	Temperature Range	Specifications
LKZ...L1	AC Current Phase 1		Background: Black Lettering: White	-40°C to +80°C	TTDS-204
LKZ...L2	AC Current Phase 2		Background: Black Lettering: White	-40°C to +80°C	TTDS-204
LKZ...L3	AC Current Phase 3		Background: Black Lettering: White	-40°C to +80°C	TTDS-204
LKZ...N	Neutral		Background: Blue Lettering: White	-40°C to +80°C	TTDS-204
LKZ...L-PLUS	DC Current Positive		Background: Black Lettering: White	-40°C to +80°C	TTDS-204
LKZ...L-MINUS	DC Current Negative		Background: Black Lettering: White	-40°C to +80°C	TTDS-204
LKZ...PE	Protective Earthing Conductor (PE)		Background: Green-Yellow Lettering: Black	-30°C to +120°C	TTDS-203
LKZ...PEN	Neutral Wire with Protection (PEN)		Background: Green-Yellow Lettering: Black	-30°C to +120°C	TTDS-203
LKZ...E	Earth		Background: Black Lettering: White	-40°C to +80°C	TTDS-204
LKZ...B1	DC Current Positive		Background: White Lettering: Black	-40°C to +80°C	TTDS-204
LKZ...B2	DC Current Negative		Background: White Lettering: Black	-40°C to +80°C	TTDS-204
LKZ...B3	Ground		Background: White Lettering: Black	-40°C to +80°C	TTDS-204
LKZ...B4	Ground		Background: Green-Yellow Lettering: Black	-40°C to +80°C	TTDS-203
LKZ...B5	Separate Voltage Source-Earth		Background: White Lettering: Black	-40°C to +80°C	TTDS-204
LKZ...B6	Ground		Background: White Lettering: Black	-40°C to +80°C	TTDS-204
LKZ...B7	Protective Earthing		Background: White	-40°C to +80°C	TTDS-204

While TE has made every reasonable effort to ensure the accuracy of the information in this brochure, TE does not guarantee that it is error-free, nor does TE make any other representation, warranty or guarantee that the information is accurate, correct, reliable or current. TE reserves the right to make any adjustments to the information contained herein at any time without notice. TE expressly disclaims all implied warranties regarding the information contained herein, including, but not limited to, any implied warranties of merchantability or fitness for a particular purpose. The dimensions in this catalog are for reference purposes only and are subject to change without notice. Specifications are subject to change without notice. Consult TE for the latest dimensions and design specifications.



[te.com/products/identification-labeling](http://te.com/products/identification-labeling)

## X-ON Electronics

Largest Supplier of Electrical and Electronic Components

*Click to view similar products for [Labels and Industrial Warning Signs](#) category:*

*Click to view products by [TE Connectivity](#) manufacturer:*

Other Similar products are found below :

[ESSW30-025](#) [FTP-020P0704](#) [8WA8-848-0AM](#) [8WA8-848-0AT](#) [QC105](#) [DAT-18-502-10](#) [DAT-5-502-10](#) [132465](#) [13803](#) [142810](#) [15425](#)  
[1878678-5](#) [HTS795-1](#) [LAT-4-410-10](#) [29760](#) [30288](#) [1768021-2](#) [18432](#) [18581](#) [18722](#) [18730](#) [1878679-3](#) [28951](#) [28958](#) [PVF225194WE2.5](#)  
[30239](#) [30545](#) [WO-10](#) [06770](#) [11196](#) [11197](#) [11178](#) [WOAF-34](#) [06742](#) [18327](#) [8-1768039-4](#) [PTL-7-423](#) [B422 25X85MM](#) [DAT-1-637-10](#)  
[PTL-20-486](#) [PTL-38-486](#) [ESSW1-050](#) [899011-01](#) [WMS 38 1 \(EX60\)R](#) [6010](#) [DYMO-23.9-9](#) [1E100/300PLA](#) [1EOA105/148PCV](#)  
[1EOA52/74PCV](#) [3E150/300FLA](#)