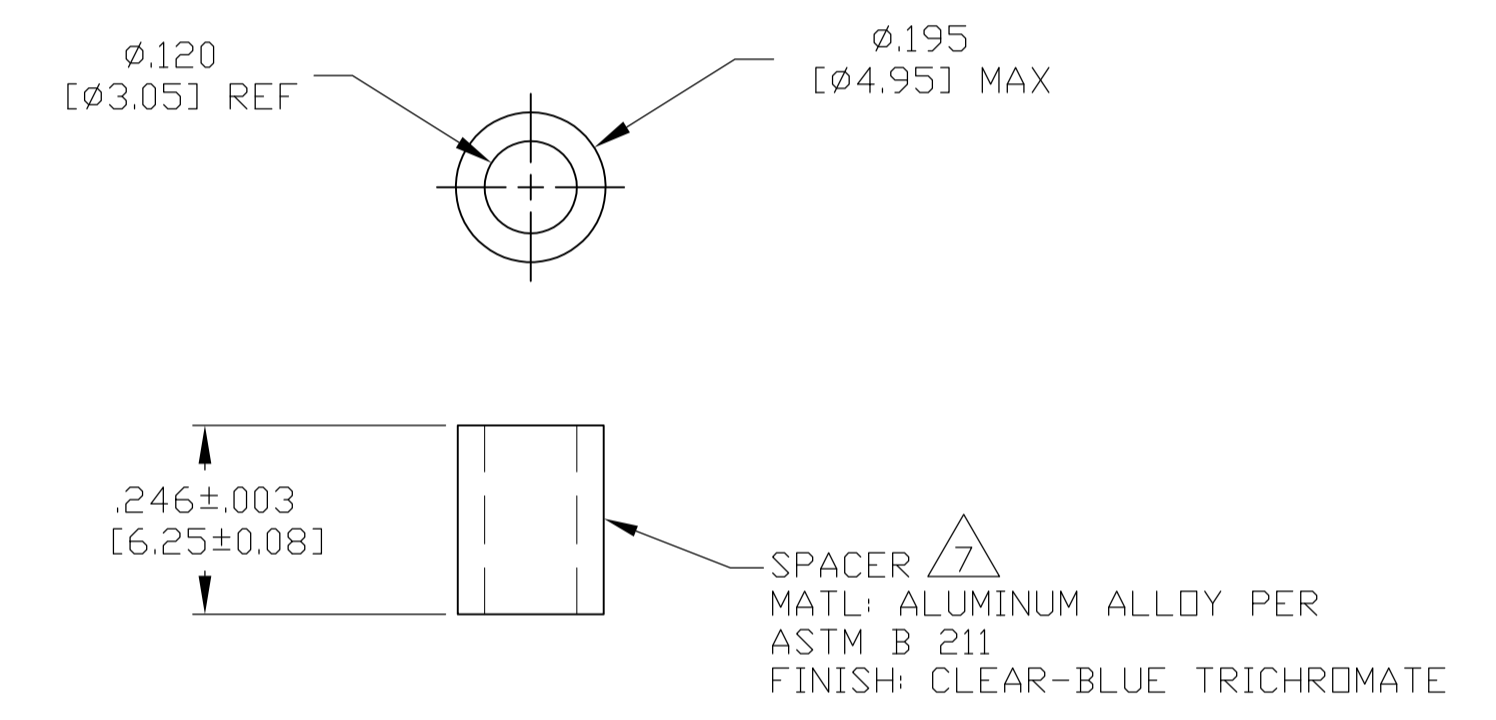
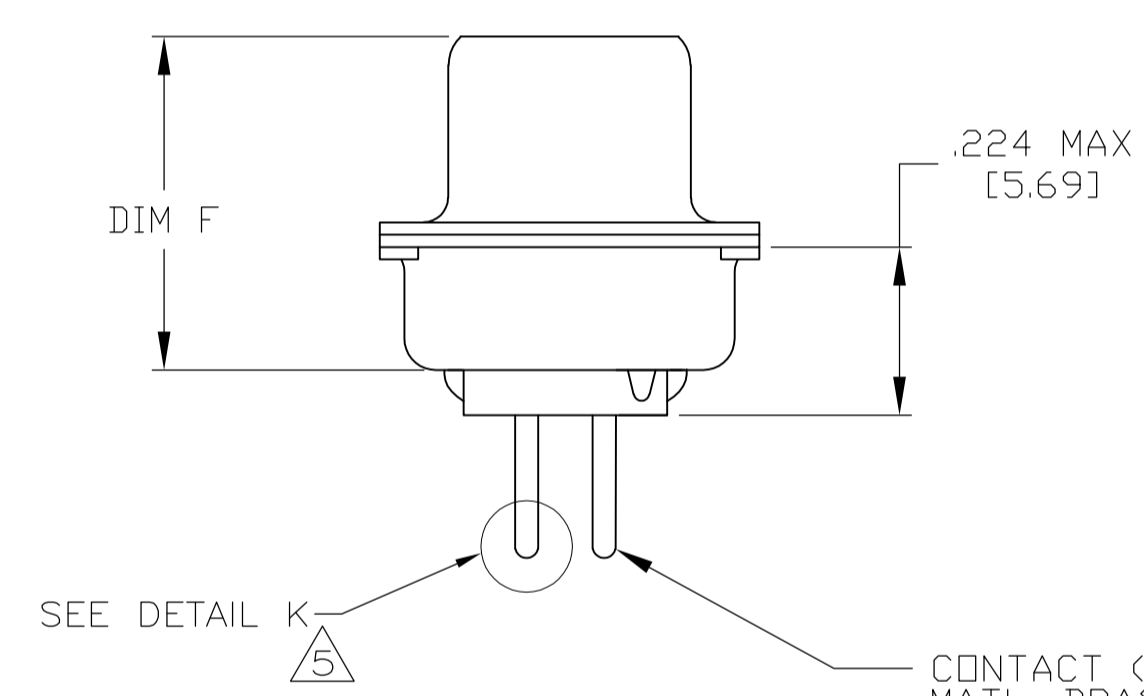
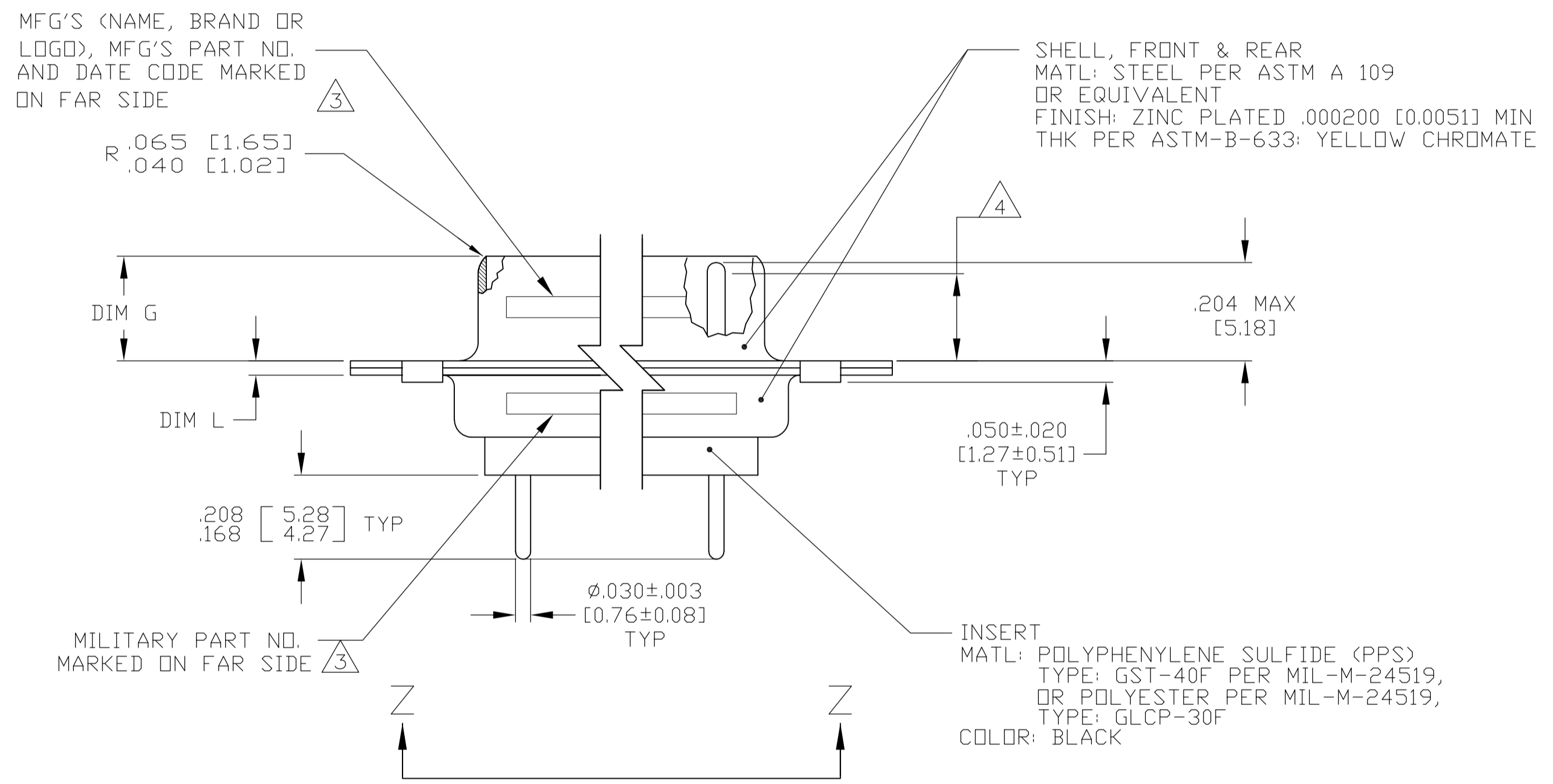
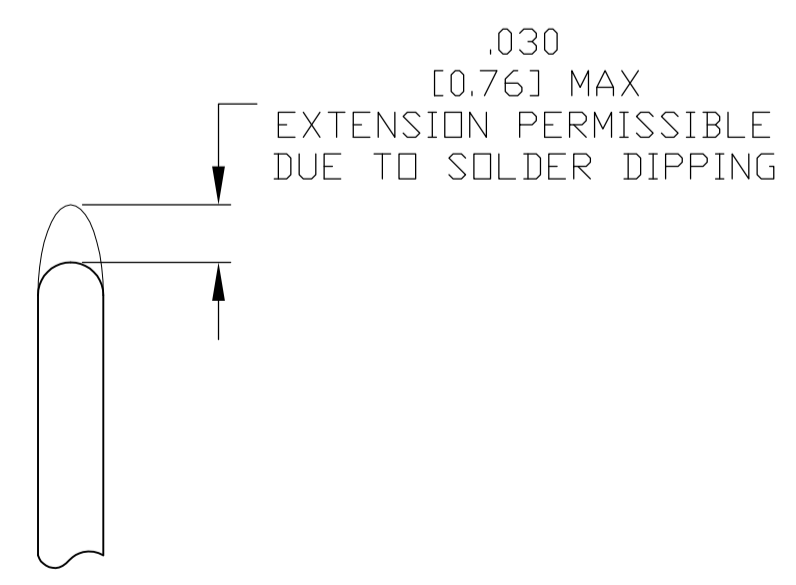


- 1 SEE SHEET 2 FOR RECOMMENDED P.C. BOARD LAYOUT. TRUE POSITION TOLERANCE FOR P.C. BOARD LAYOUT IS .010 [0.25] AT MAX MATERIAL CONDITION. SUGGESTED BOARD THICKNESS IS .062 [1.57]
- 2 THE CONNECTORS DESCRIBED IN THIS DOCUMENT MEET THE REQUIREMENTS OF MIL-C-24308 AND MATE WITH ANY PLUG CONNECTOR WITH SAME INSERT ARRANGEMENT.
- 3 MARKED WITH .047 [1.19]-.062 [1.57] HIGH CHARACTERS. FAR SIDE REFERS TO THE WIDE SIDE OF THE KEYSTONE. NEAR SIDE REFERS TO THE NARROW SIDE OF THE KEYSTONE. IF THE SHELL IS TOO SMALL FOR THE ENTIRE MARKING MARKING SHALL BE SPLIT AS FOLLOWS:
A. "M24308" ON FRONT SHELL, FAR SIDE.
B. SLASH SHEET AND DASH NUMBER ON REAR SHELL, FAR SIDE.
C. "MFG'S" (NAME, BRAND OR LOGO) AND DATE CODE ON FRONT SHELL, NEAR SIDE.
D. MFG'S PART NUMBER ON REAR SHELL, NEAR SIDE.
- 4 REQUIREMENT FOR FULL PIN DIAMETER EXTENSION:
.159 [4.04] MIN FOR SHELL SIZE 1 THRU 2; .150 [3.81] MIN FOR SHELL SIZE 3, 4 & 5.
- 5 SOLDER DIPPED PER J-STD-001 WITH Sn63 SOLDER PER J-STD-006 IN THE ENTIRE AREA OF DIMENSION SHOWN. (1757829-6 THRU -10 ONLY.)
- 6 MEETS SOLDERABILITY PER MIL-STD-202 METHOD 208.
- 7 SPACERS (QTY = 2) ARE SUPPLIED WITH CONNECTOR; NOT ATTACHED.



CONTACT (QTY = NO. OF POSN)
MATL: BRASS PER ASTM-B-16, OR BERYLLIUM COPPER PER ASTM-B-194
FINISH: GOLD PER ASTM-B-488, TYPE II, GRADE C, CLASS 1.27 IN CONTACT MATING AREA, .000010 [0.0003] MIN THK GOLD PER ASTM-B-488 OVER .000050 [0.0013] MIN THK NICKEL PER SAE-AMS-QQ-N-290 ON CONTACT BODY



.049	[1.24]	.544	[13.82]	2.188	[55.58]	.236	[5.99]	.436	[11.07]	.620	[15.75]	.446	[11.33]	2.411	[61.24]	2.084	[52.93]	2.650	[67.31]	MS18277-1	50	5	M24308/24-11Z	1757829-5	1-1757829-0
.029	[0.74]	.524	[13.31]	2.168	[55.07]	.224	[5.69]	.416	[10.57]	.590	[14.99]	.436	[11.07]	2.401	[60.99]	2.074	[52.68]	2.620	[66.55]	MS18277-1	50	5	M24308/24-11Z	1757829-5	1757829-5
.049	[1.24]	.432	[10.97]	2.282	[57.96]	.236	[5.99]	.436	[11.07]	.509	[12.93]	.334	[8.48]	2.505	[63.63]	2.187	[55.55]	2.744	[69.70]	MS18276-1	37	4	M24308/24-10Z	1757829-4	1757829-9
.029	[0.74]	.412	[10.46]	2.262	[57.45]	.224	[5.69]	.416	[10.57]	.479	[12.17]	.324	[8.23]	2.495	[63.37]	2.177	[55.30]	2.714	[68.94]	MS18276-1	37	4	M24308/24-10Z	1757829-4	1757829-4
.049	[1.24]	.432	[10.97]	1.635	[41.53]	.236	[5.99]	.436	[11.07]	.509	[12.93]	.334	[8.48]	1.857	[47.17]	1.539	[39.09]	2.103	[53.42]	MS18275-1	25	3	M24308/24-9Z	1757829-3	1757829-8
.029	[0.74]	.412	[10.46]	1.615	[41.02]	.224	[5.69]	.416	[10.57]	.479	[12.17]	.324	[8.23]	1.847	[46.91]	1.529	[38.84]	2.073	[52.65]	MS18275-1	25	3	M24308/24-9Z	1757829-3	1757829-3
.040	[1.02]	.432	[10.97]	1.093	[27.76]	.238	[6.05]	.432	[10.97]	.509	[12.93]	.334	[8.48]	1.317	[33.45]	.999	[25.37]	1.556	[39.52]	MS18274-1	15	2	M24308/24-8Z	1757829-2	1757829-7
.020	[0.51]	.412	[10.46]	1.073	[27.25]	.229	[5.82]	.412	[10.46]	.479	[12.17]	.324	[8.23]	1.307	[33.20]	.989	[25.12]	1.526	[38.76]	MS18274-1	15	2	M24308/24-8Z	1757829-2	1757829-2
.040	[1.02]	.432	[10.97]	.769	[19.53]	.238	[6.05]	.432	[10.97]	.509	[12.93]	.334	[8.48]	.989	[25.12]	.671	[17.04]	1.228	[31.19]	MS18273-1	9	1	M24308/24-7Z	1757829-1	1757829-6
.020	[0.51]	.412	[10.46]	.749	[19.02]	.229	[5.82]	.412	[10.46]	.479	[12.17]	.324	[8.23]	.979	[24.87]	.661	[16.79]	1.198	[30.43]	MS18273-1	9	1	M24308/24-7Z	1757829-1	1757829-6
.049	[1.24]	.544	[13.82]	2.188	[55.58]	.236	[5.99]	.436	[11.07]	.620	[15.75]	.446	[11.33]	2.411	[61.24]	2.084	[52.93]	2.650	[67.31]	MS18277-1	50	5	M24308/24-11Z	1757829-5	1757829-5
.029	[0.74]	.524	[13.31]	2.168	[55.07]	.224	[5.69]	.416	[10.57]	.590	[14.99]	.436	[11.07]	2.401	[60.99]	2.074	[52.68]	2.620	[66.55]	MS18277-1	50	5	M24308/24-11Z	1757829-5	1757829-5
.049	[1.24]	.432	[10.97]	2.282	[57.96]	.236	[5.99]	.436	[11.07]	.509	[12.93]	.334	[8.48]	2.505	[63.63]	2.187	[55.55]	2.744	[69.70]	MS18276-1	37	4	M24308/24-10Z	1757829-4	1757829-4
.029	[0.74]	.412	[10.46]	2.262	[57.45]	.224	[5.69]	.416	[10.57]	.479	[12.17]	.324	[8.23]	2.495	[63.37]	2.177	[55.30]	2.714	[68.94]	MS18276-1	37	4	M24308/24-10Z	1757829-4	1757829-4
.049	[1.24]	.432	[10.97]	1.635	[41.53]	.236	[5.99]	.436	[11.07]	.509	[12.93]	.334	[8.48]	1.857	[47.17]	1.539	[39.09]	2.103	[53.42]	MS18275-1	25	3	M24308/24-9Z	1757829-3	1757829-3
.029	[0.74]	.412	[10.46]	1.615	[41.02]	.224	[5.69]	.416	[10.57]	.479	[12.17]	.324	[8.23]	1.847	[46.91]	1.529	[38.84]	2.073	[52.65]	MS18275-1	25	3	M24308/24-9Z	1757829-3	1757829-3
.040	[1.02]	.432	[10.97]	1.093	[27.76]	.238	[6.05]	.432	[10.97]	.509	[12.93]	.334	[8.48]	1.317	[33.45]	.999	[25.37]	1.556	[39.52]	MS18274-1	15	2	M24308/24-8Z	1757829-2	1757829-2
.020	[0.51]	.412	[10.46]	1.073	[27.25]	.229	[5.82]	.412	[10.46]	.479	[12.17]	.324	[8.23]	1.307	[33.20]	.989	[25.12]	1.526	[38.76]	MS18274-1	15	2	M24308/24-8Z	1757829-2	1757829-2
.040	[1.02]	.432	[10.97]	.769	[19.53]	.238	[6.05]	.432	[10.97]	.509	[12.93]	.334	[8.48]	.989	[25.12]	.671	[17.04]	1.228	[31.19]	MS18273-1	9	1	M24308/24-7Z	1757829-1	1757829-1
.020	[0.51]	.412	[10.46]	.749	[19.02]	.229	[5.82]	.412	[10.46]	.479	[12.17]	.324	[8.23]	.979	[24.87]	.661	[16.79]	1.198	[30.43]	MS18273-1	9	1	M24308/24-7Z	1757829-1	1757829-1
L	J	H	G	F	E	D	C	B	A	INSERT ARRANGEMENT		NO OF POS		SHELL SIZE		MILITARY P/N ON CONNECTOR		MFG'S P/N ON CONNECTOR		PART NUMBER					

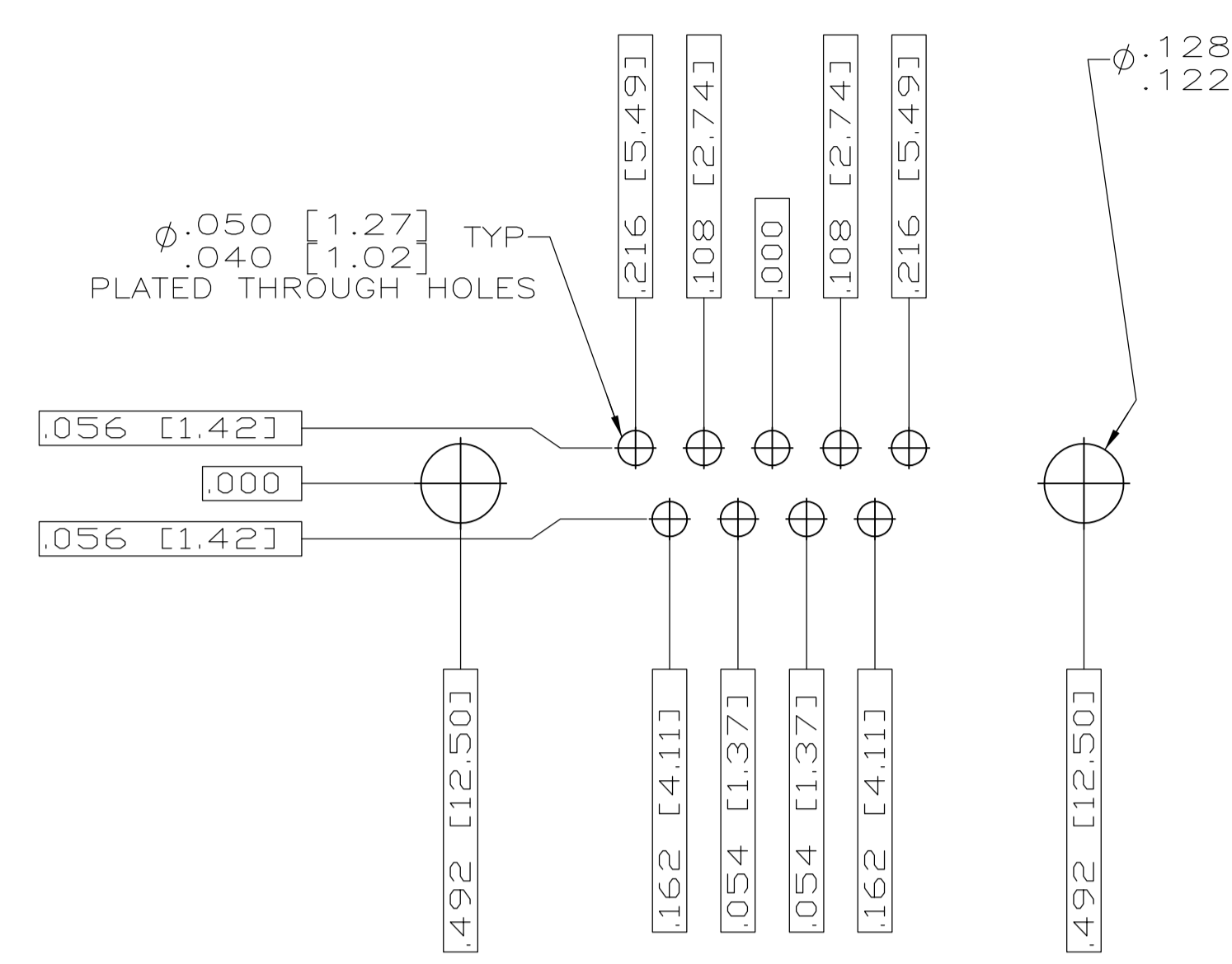
DETAIL K SCALE 10:1 FOR 1757829-6 THRU -10 ONLY

THIS DRAWING IS A CONTROLLED DOCUMENT.

DIMENSIONS: INCHES	TOLERANCES UNLESS OTHERWISE SPECIFIED:	DIN C.C. THOMAS 3-28-06	TE Connectivity
0 PLC ± .005	1 PLC ± .005	3-29-06	
2 PLC ± .005	3 PLC ± .005 [0.13]		
4 PLC ± .005	ANGLES ± .1°		
MATERIAL SEE CALLOUTS	FINISH SEE CALLOUTS	WEIGHT	RESTRICTED TO
CUSTOMER DRAWING		SCALE 4:1	SHEET 1 OF 2

PLUG ASSEMBLY, AMPLIMITE, POSTED SERIES 109, SIZE 1 THRU 5

00779-1757829



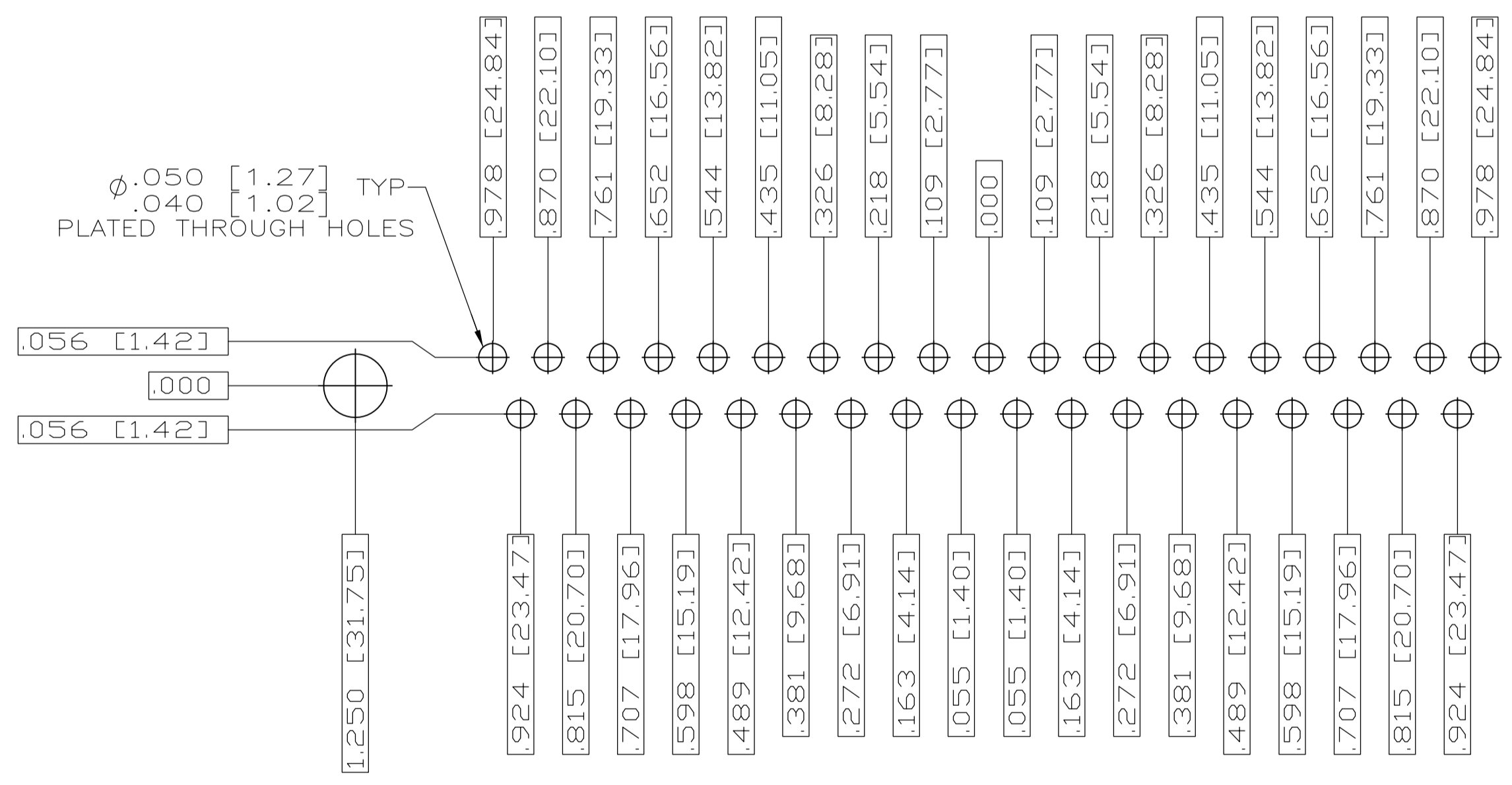
RECOMMENDED P.C. BOARD LAYOUT
SHELL SIZE 1 (9 POSITION) Δ



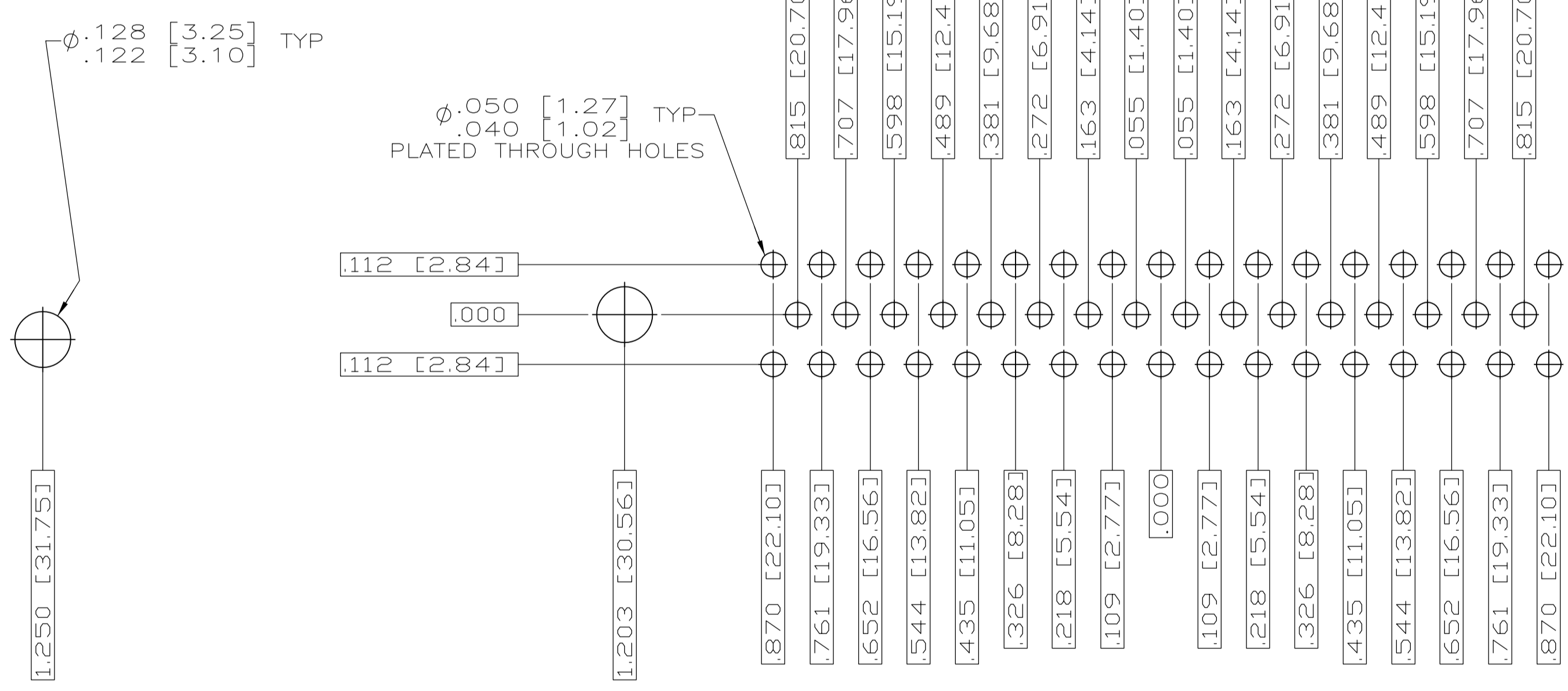
RECOMMENDED P.C. BOARD LAYOUT
SHELL SIZE 2 (15 POSITION) Δ



RECOMMENDED P.C. BOARD LAYOUT
SHELL SIZE 3 (25 POSITION) Δ



RECOMMENDED P.C. BOARD LAYOUT
SHELL SIZE 4 (37 POSITION) Δ



RECOMMENDED P.C. BOARD LAYOUT
SHELL SIZE 5 (50 POSITION) Δ

THIS DRAWING IS A CONTROLLED DOCUMENT.		DN C.C.THOMAS	3-27-06	 TE Connectivity
DIMENSIONS: INCHES		CHK D.MILLER	3-28-06	
TOLERANCES UNLESS OTHERWISE SPECIFIED:		APVD D.MILLER	3-28-06	NAME PLUG ASSEMBLY,AMPLIMITE SERIES 109,SIZE 1 THRU 5
<ul style="list-style-type: none"> 0 PL ± .005 1 PL ± .005 2 PL ± .005 3 PL ± .005 4 PL ± .005 	<ul style="list-style-type: none"> FINISH SEE CALLOUTS 	<ul style="list-style-type: none"> APPLICATION SPEC WEIGHT — 	<ul style="list-style-type: none"> SIZE A1 	<ul style="list-style-type: none"> DRAWING NO 1757829
MATERIAL SEE CALLOUTS	FINISH SEE CALLOUTS	WEIGHT —	SCALE 4:1	RESTRICTED TO —
CUSTOMER DRAWING			SHEET 2 OF 2	REV C

X-ON Electronics

Largest Supplier of Electrical and Electronic Components

Click to view similar products for [D-Sub MIL Spec Connectors](#) category:

Click to view products by [TE Connectivity](#) manufacturer:

Other Similar products are found below :

[M85049/50-5F](#) [MDM-15PH006M7-A174](#) [MDM-15SH001M7-A174](#) [MDM-15SH003M7-A174](#) [MDM-15SH006M7-A174](#) [MDM-21PH046F](#)
[MDM-21SH006B-A174](#) [MDM-21SH006P-A174](#) [MDM-21SH011P](#) [MDM-21SH011P-A174](#) [MDM-21SH034B-A174](#) [MDM25SL61P](#) [850-](#)
[056-0812](#) [1218697-4](#) [DA-59-20](#) [1484349-1](#) [17D25HV](#) [1996840-1](#) [243082-15](#) [308-CP3C1001-076](#) [1757682-1](#) [17D-E51218-1](#) [17SDA15S](#)
[1883533-1](#) [1883889-1](#) [192900-0377](#) [308-CP6P0441-024H](#) [M83513/03-E09C](#) [443961-3](#) [MDM-15PH001F](#) [MDM-15PH001P-A174](#) [MDM-](#)
[15PH011P](#) [MDM-15PH011P-A174](#) [MDM-15SH006M7](#) [MDM-15SH011F-A174](#) [MDM-15SH011P](#) [MDM-15SH011P-A174](#) [MDM-](#)
[21PH006M7](#) [MDM-21PH041F](#) [MDM-21PH048F](#) [MDM-21SH003K-F222](#) [MDM-21SH046B-A174](#) [MDM-25PH001M7-A174](#) [MDM-](#)
[25SH011P](#) [MDM-9SH001F](#) [MDM-9SH006P-A174](#) [5-1218949-1](#) [550-031NF1R6K](#) [3-1236089-2](#) [550E001NF1R3J0L](#)