

Double Pole, Electrically Held, 1 Amp and Less (Continued)

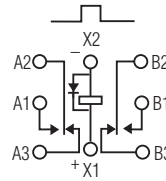
MGA, MGAD, MGADD

MGA
Standard .100 Grid
High Performance Relay
Qualified to
MIL-R-39016/17



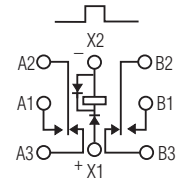
Terminal View

MGAD
Standard .100 Grid
Diode Suppressed
High Performance Relay
Qualified to
MIL-R-39016/18



Terminal View

MGADD
Standard .100 Grid Diode
Suppressed/Protected
High Performance Relay
Qualified to
MIL-R-39016/19



Terminal View

Product Facts

- Hermetically sealed
- High shock & vibration ratings
- Mounting pads
- Excellent RF switching

Product Facts

- Suppression diode
- Hermetically sealed
- High shock & vibration ratings
- Mounting pads
- Excellent RF switching

Product Facts

- Suppression & protection diodes
- Hermetically sealed
- High shock & vibration ratings
- Mounting pads
- Excellent RF switching

Electrical Characteristics

Contact Arrangement — 2 Form C (DPDT)

Contact Material — Stationary — Gold/platinum/palladium/silver (gold plated)
 Moveable — Gold/platinum/palladium/silver (gold plated)

Contact Resistance — Before Life — 100 milliohms max. (measured @ 10 mA @ 6 Vdc)
 After Life — 200 milliohms max. (measured @ 1 A @ 28 Vdc)

Mechanical Life Expectancy — 1 million operations

Coil Voltage — 5 to 26.5 Vdc

Coil Power — 660 mW max. @ 25°C

Duty Cycle — Continuous

Pick-up Voltage — Approximately 50% of nominal coil voltage

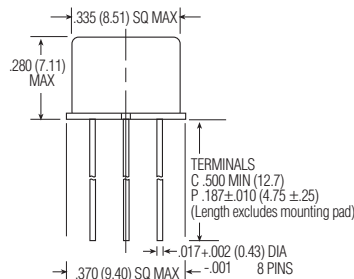
Pick-up Sensitivity — 130 mW max. @ 25°C

Contact Ratings

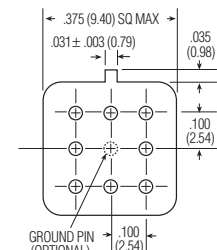
Contact Load	Type	Operations Min.
1.0 A @ 28 Vdc	Resistive	100,000
250 mA @ 115 Vac, 60 Hz & 400 Hz	Resistive (case not grounded)	100,000
100 mA @ 115 Vac, 60 Hz & 400 Hz	Resistive	100,000
0.2 A @ 28 Vdc	Inductive (0.32 Henry)	100,000
0.1 A @ 28 Vdc	Lamp	100,000
30 µA @ 50 mVdc	Low Level	1,000,000
0.1 A @ 28 Vdc	Intermediate Current	50,000



MGA



MGA/MGAD/MGADD Enclosure



MGA/MGAD/MGADD Header

Double Pole, Electrically Held, 1 Amp and Less (Continued)

MGA, MGAD, MGADD
(Continued)

Operating Characteristics

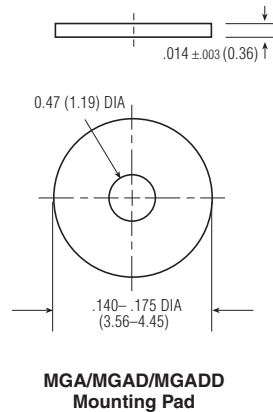
Timing —
Operate Time — 2.0 ms max.
Release Time —
MGA — 1.5 ms max.
MGAD/MGADD — 4.0 ms max.
(suppression diode, protection/
suppression diodes)
Contact Bounce — 1.5 ms max.
Dielectric Withstanding Voltage —
Between Open Contacts —
500 Vrms 60 Hz
Between Adjacent Contacts —
500 Vrms 60 Hz
Between Contacts & Coil —
500 Vrms 60 Hz
Insulation Resistance —
10,000 megohms min. @ 500 Vdc
1,000 megohms @ 500 Vdc
(coil to case @ +125°C)

Environmental Characteristics

Temperature Range —
-65°C to +125°C
Weight —
0.09 oz. (2.55 gms)
0.129 oz. (3.45 gms) w/ mounting pad
attached
Vibration Resistance —
30 G's, 10 to 3,000 Hz
Shock Resistance —
75 G's, 6 ±1 ms max.
QPL Approval —
MIL-R-39016/17 (JMGA)
MIL-R-39016/18 (JMGAD)
MIL-R-39016/19 (JMGADD)

Semiconductor Characteristics

Diode —
100 Vdc peak inverse voltage (PIV)
1.0 Vdc max. transient voltage



Coil Data

Nom. Coil Voltage (Vdc)	Coil Resistance in Ohms ±10% @ 25°C (Note)	Coil Circuit Current mA (Max.) (Note)	Coil Circuit Current mA (Min.) (Note)	Pickup Voltage Vdc (Max.) @ 25°C	Pickup Voltage Vdc (Max.) @ 125°C	Drop-Out Voltage Vdc (Min.) @ 25°C	Drop-Out Voltage Vdc (Min.) @ -65°C	Nom. Coil Power (mW) @ 25°C	Max. Coil Voltage	Coil Desig.
MGA/MGAD										
5.0	50	n/a	n/a	2.7	3.5	0.22	0.14	500	5.8	5
6.0	98	n/a	n/a	3.5	4.5	0.28	0.18	367	8.0	6
9.0	220	n/a	n/a	5.3	6.8	0.54	0.35	368	12.0	9
12.0	390	n/a	n/a	7.0	9.0	0.63	0.41	369	16.0	12
18.0	880	n/a	n/a	10.5	13.5	0.91	0.59	368	24.0	18
26.5	1,560	n/a	n/a	14.2	18.0	1.37	0.89	450	32.0	26
MGADD										
5.0	39	128.2	93.2	3.2	4.0	0.6	0.6	641	5.8	5
6.0	78	78.3	58.3	4.0	5.0	0.7	0.7	462	8.0	6
9.0	220	42.9	33.0	6.3	7.8	0.9	0.8	368	12.0	9
12.0	390	32.8	25.6	8.0	10.0	1.1	0.9	369	16.0	12
18.0	880	22.1	17.5	11.5	14.5	1.4	1.1	368	24.0	18
26.5	1,560	18.5	14.8	15.2	19.0	1.8	1.4	450	32.0	26

Note: Coil resistance not directly measurable. Coil current should be within limits shown when tested at nominal voltage at 25°C for 5 seconds max.

Ordering Instructions

Catalog-selected Relays: The catalog number is derived by choosing the proper CODE for each of the relay characteristics in the order in which the codes are listed.

Specifying a Part Number Example:	Type	Terminals	Diodes	Ground Pins	Coils	Mounting Pads
	MGA	C	D	G	-26	W

* The part number example shown on this page is for catalog items. For a list of specific QPL part numbers, please see the index in Section 15.

X-ON Electronics

Largest Supplier of Electrical and Electronic Components

Click to view similar products for [Industrial Relays](#) category:

Click to view products by [TE Connectivity](#) manufacturer:

Other Similar products are found below :

[6-1617801-8](#) [6-1618107-9](#) [7-1618273-3](#) [EV250-4A-02](#) [EV250-6A-01](#) [FCA-125-CX8](#) [FCA-325-159](#) [FCA-410-138](#) [8000-S3121](#) [8-1618273-6](#)
[8-1618393-1](#) [GCA63A220VAC60HZ](#) [GCA63A277VAC60HZ](#) [GCA63A600VAC60HZ](#) [1-1672275-3](#) [1-1833005-4](#) [H-16/S1](#) [A711Z](#) [H-8C](#)
[H-8/S11](#) [H-8/S68](#) [ACC530U20](#) [ACC730U30](#) [RF303ZM4-12](#) [DH18DA](#) [1423675-8](#) [AR4-15F13-C01](#) [AR7-41F11](#) [AVR907](#) [15732A200](#)
[B07B032AC1-0329](#) [B329](#) [B490A](#) [1618279-1](#) [BHR124Y](#) [1810DDB-SX](#) [N417](#) [P30C42A12D1-120](#) [2-1617748-6](#) [2-1618375-1](#) [2-1618396-6](#)
[2-1618398-1](#) [JMAPD-5XL](#) [JMGACD-5M](#) [JMGSC-5LW](#) [JMGSCD-5L](#) [PBO-18A1218](#) [PBO-40A3040](#) [K8DSPH1200480VAC](#) [KA-3C-12A](#)