

REVISION			
REV	DESCRIPTION	DATE	APPROVED
A1	REVISED PER ECO-13-012626	8/05/13	I. MYONG
B2	REVISED PER ECO-16-004309	3/10/16	I. MYONG

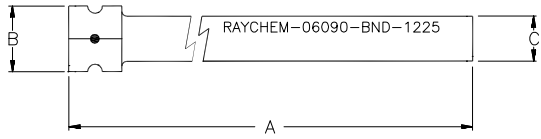


FIGURE 1  
CONFIGURATION 1

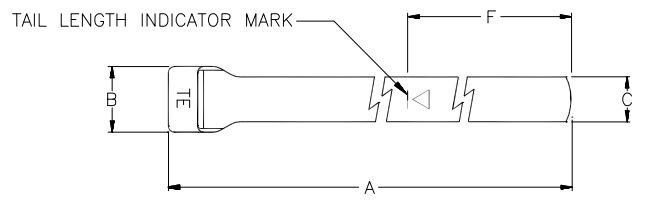


FIGURE 3  
CONFIGURATION 3 & 7



FIGURE 2  
CONFIGURATION 2 - PRE-COILED



FIGURE 4  
CONFIGURATION 4 & 8 - PRE-COILED

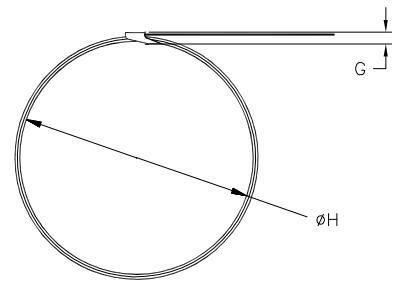
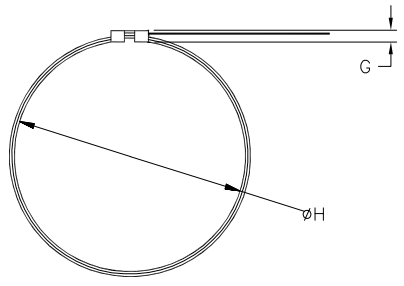


TABLE 1 - FIGURE 1 & 2 & 3 & 4 CONFIGURATIONS AND DIMENSIONS

CONFIG	FIGURE	A ±.06	B ±.031	C ±.010	D ±.003	E ±.015	F REF	G MAX	H REF
1	1	14.13 (358.90)	.328 (8.33)	.245 (6.22)	.019 (0.48)	.100 (2.54)	---	---	---
2	2	---	---	---	---	---	---	.140 (3.56)	1.75 (44.5)
3	3	14.25 (361.95)	.350 (8.89)	.245 (6.22)	.019 (0.48)	.074 (1.88)	2.031 (51.59)	---	---
4	4	---	---	---	---	---	---	.150 (3.81)	1.75 (44.5)
7	3	8.12 (206.25)	.195 (4.95)	.115 (2.92)	.015 (0.38)	.053 (1.35)	2.031 (51.59)	---	---
8	4	---	---	---	---	---	---	.073 (1.85)	1.12 (28.4)

© 2016 Tyco Electronics Corporation. All rights reserved.

Raychem Adapters  
CUSTOMER DRAWING

UNLESS OTHERWISE SPECIFIED DIMENSIONS ARE IN INCHES.  
 .000 ± .015 ANGLES: ± 0° 30'  
 DECIMALS: .00 ± .03 ROUGHNESS IN MICRON  
 .0 ± .05  
 DIMENSIONING AND TOLERANCING PER ASME Y14.5-2009  
 TYCO ELECTRONICS RESERVES THE RIGHT TO AMEND THIS DRAWING AT ANYTIME. USERS SHOULD EVALUATE THE SUITABILITY OF THE PRODUCT FOR THEIR APPLICATION.



TE Connectivity

TITLE:  
CONNECTOR ACCESSORIES  
ELECTRICAL BACKSHELL, SHIELD BAND  
 DRAWING NO:  
R85049/128

DRAWN: T. NGUYEN	CAD FILE: R85049-128_CD.dwg	CAGE CODE: 06090	RPN: N/A	SIZE: A	SCALE: ---	THIRD ANGLE PROJ. 	SHEET: 1 OF 2
---------------------	--------------------------------	---------------------	-------------	------------	---------------	-----------------------	------------------

PART NUMBERING

R85049/128 - X

- BASIC PART NUMBER




- CONFIGURATION

NOTES

- PART ARE DESIGNED TO MEET THE REQUIREMENTS OF AS85049/128.
- THIS PRODUCT IS CONSTRUCTED FROM 300 SERIES PASSIVATED CORROSION RESISTING STEEL.
- THE PRODUCT SHALL BE IDENTIFIED ON THE PACKAGE LABEL AS 06090-M85049/128-X.
- PART MARKING:  
SHIELD BAND SHALL BE PERMANENTLY MARKED WITH TE LOGO (SEE AIR1351).
- THE PRE-COILED BAND SHALL BE DOUBLE WRAPPED. DIMENSIONS OF THE PRE-COILED VERSION (-2, -4, & -8) SHALL BE THE SAME AS THE UN-COILED VERSION (-1, -3, & -7), RESPECTIVELY WHEN STRAIGHTENED.
- THE INSTALATION TOOL FOR ONE STEP BAND AND TWO STEP BAND ARE NOT INTERCHANGEABLE.
- FOR INFORMATION ON INSTALLATION TOOL AND APPLICATION NOTES, SEE AS85049/128.

© 2016 Tyco Electronics Corporation. All rights reserved.

Raychem Adapters  
CUSTOMER DRAWING

 TE Connectivity		DRAWING NO: R85049/128	
CAD FILE: R85049-128_CD.dwg	CAGE CODE: 06090	RPN: N/A	SIZE: A
SCALE: 		THIRD ANGLE PROJ. 	SHEET: 2_OF_2

## X-ON Electronics

Largest Supplier of Electrical and Electronic Components

*Click to view similar products for* [Circular MIL Spec Tools, Hardware & Accessories](#) *category:*

*Click to view products by* [TE Connectivity](#) *manufacturer:*

Other Similar products are found below :

[0113-201-2025](#) [600-079-06](#) [600-146-06](#) [M10-101983-183](#) [M10-454396-008](#) [602GB18808](#) [6134-333-1990](#) [6134-334-1590](#) [6134-334-2190](#)  
[CS3102A-22-14PW](#) [M2887615-CD](#) [627-009](#) [M38999/9-19B](#) [630A007NF083A](#) [630B007M051A](#) [630BJ003NF032H](#) [637-149NF04B](#)  
[M39029/29-215](#) [6408-203V-09273](#) [6426-201-11343](#) [650FS002NF16](#) [660-008NF14S7-01](#) [660-009M22H8-03](#) [660-013NF19U6-210](#) [660-](#)  
[015M10S6-17](#) [660-015NF10S5-01](#) [660-015NF14R3.5-01](#) [660-023NF19H6-19](#) [660-024NF11S12-01](#) [660-024NF11S3-01](#) [660-024NF17S4-](#)  
[109](#) [660-050XM17F4-01](#) [660-068NF25R6-30G](#) [660-070M23S8-04](#) [660-073MTCH9-20](#) [M83723/61-18W](#) [M83723/61-218R](#) [M83723/61-](#)  
[224W](#) [667-084-23C](#) [667-084-35C](#) [667-224NF16](#) [687-697NF-1](#) [M85049/94-10-A](#) [M85049/96-7-A](#) [M855282-10A01A](#) [M85528/2-10B](#)  
[M855282-18A01A](#) [M85528/2-22A01A](#) [M85528/2-22AA](#) [710HS460NF2508](#)