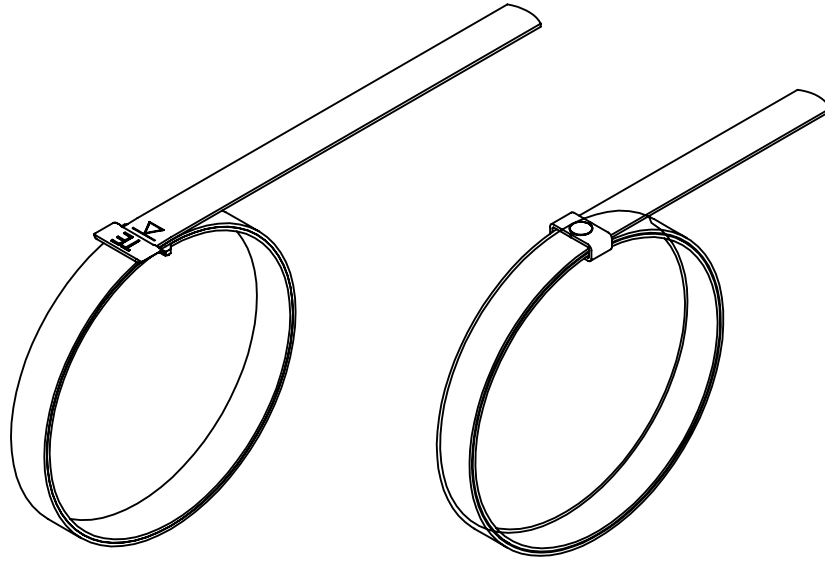


REVISIONS



R85049/128-1

SERIES _____
 SIZE _____

SEE TABLE 1 FOR TWO-STEP BAND DESCRIPTION
 SEE TABLE 2 FOR ONE-STEP BAND DESCRIPTION

NOTES:

1. THE BAND STRAPS ARE CONSTRUCTED FROM 300 SERIES PASSIVATED CORROSION RESISTING STEEL.
2. THE PRODUCT SHALL BE IDENTIFIED ON THE PACKAGE LABEL.
3. PART MARKING:
 ONE STEP BAND STRAP WILL BE PERMANENTLY MARKED WITH TE LOGO.
 TWO STEP BAND STRAP WILL BE PERMANENTLY MARKED WITH TE LOGO.
4. RECOMMENDED INSTALLATION TOOLS AS PER TABLE 1 FOR TWO -STEP BAND &
 TABLE 2 FOR ONE-STEP BAND
5. THE INSTALLATION TOOL FOR ONE STEP BAND AND TWO STEP BAND ARE NOT INTERCHANGEABLE.

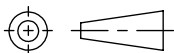
RELEASED FOR PUBLICATION

ALL RIGHTS RESERVED.

THIS DRAWING IS UNPUBLISHED.

COPYRIGHT 20 BY

| | | | |
|--|---------------------------------|----------------------------------|----------------------|
| DIMENSIONS: INCHES | DWN: K.KUTA-WINCZURA 05/07/2019 | MATERIAL: STAINLESS STEEL | FINISH: PASSIVATE |
| | CHK: R.STYLES 11/12/2019 | STE TE Connectivity | |
| TOLERANCES UNLESS OTHERWISE SPECIFIED: GENERAL TOL LINEAR .XX - ±0.03" .XXX - ±0.015" ANGULAR ±1° | APVD: M.PAUL 11/12/2019 | | |
| | PRODUCT SPEC: - | NAME: SCREEN TERMINATION BAND | |
| | APPLICATION SPEC: - | SIZE: A4 | RESTRICTED TO |
| | WEIGHT: | CAGE CODE: U5792 | DRAWING NO: C-P35607 |
| | CUSTOMER DRAWING | SCALE: 1:5 | SHEET 1 OF 3 REV AD |



REVISIONS

R85049/128-1 - FLAT
R85049/128-2 - PRE-COILED
TWO-STEP STANDARD BAND

M85049/128-5 - FLAT
M85049/128-6 - PRE-COILED
TWO-STEP MICRO BAND

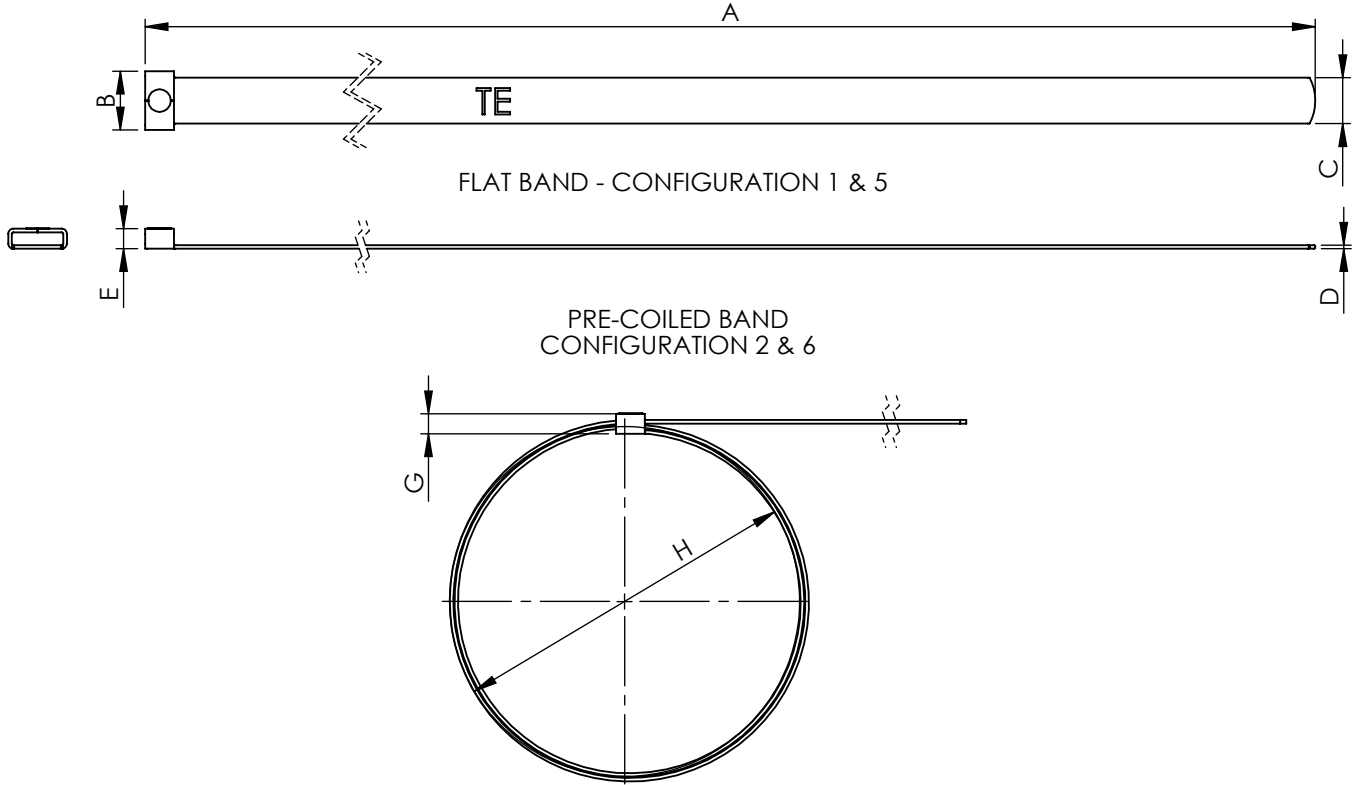
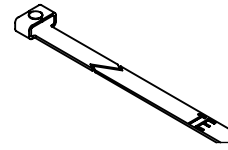
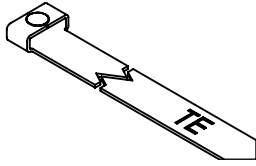


TABLE 1

| PART NUMBER | A | B ±.030 (0,75) | C ±.010 (0,25) | D ±.003 (0,08) | E ±.015 (0,38) | G MAX | H REF | TOOL REQ. |
|--------------|--|----------------------|----------------------|----------------------|----------------------|----------------|------------------|-------------|
| R85049/128-1 | 13.94 (354,08) 14.31 (363,47) | .328 (8,33) | .245 (6,22) | .019 (0,48) | .100 (2,54) | - | - | M81306/2-01 |
| R85049/128-2 | - | - | - | - | - | .140 (3,56) | 1.750 (44,45) | M81306/2-01 |
| R85049/128-5 | 9.44 (239,77) 9.56 (242,82) | .198 (5,03) | .118 (3,00) | .015 (0,38) | .080 (2,03) | - | - | M81306/2-02 |
| R85049/128-6 | - | - | - | - | - | .120 (3,05) | 1.12 (28,45) | M81306/2-02 |

RELEASED FOR PUBLICATION

ALL RIGHTS RESERVED.

THIS DRAWING IS UNPUBLISHED.

BY COPYRIGHT 20

DIMENSIONS:
INCHES

DWN: K.KUTA-WINCZURA 05/07/2019

MATERIAL: STAINLESS STEEL

FINISH: PASSIVATE

TOLERANCES UNLESS OTHERWISE SPECIFIED:

CHK: R.STYLES 11/12/2019



GENERAL TOL
LINEAR
.XX ±.003"
.XXX ±.0015"
ANGULAR ±1°

APVD: M.PAUL 11/12/2019

PART NUMBER: R85049/128-*

PRODUCT SPEC:

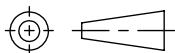
NAME: SCREEN TERMINATION BAND

APPLICATION SPEC:

SIZE CAGE CODE DRAWING NO RESTRICTED TO

WEIGHT:

A4 U5792 C=P35607



CUSTOMER DRAWING

SCALE 1:5 SHEET 2 OF 3 REV AD

REVISIONS

R85049/128-3- FLAT
R85049/128-4 - PRE-COILED
ONE-STEP STANDARD BAND

R85049/128-7 - FLAT
R85049/128-8 - PRE-COILED
ONE-STEP MICRO BAND

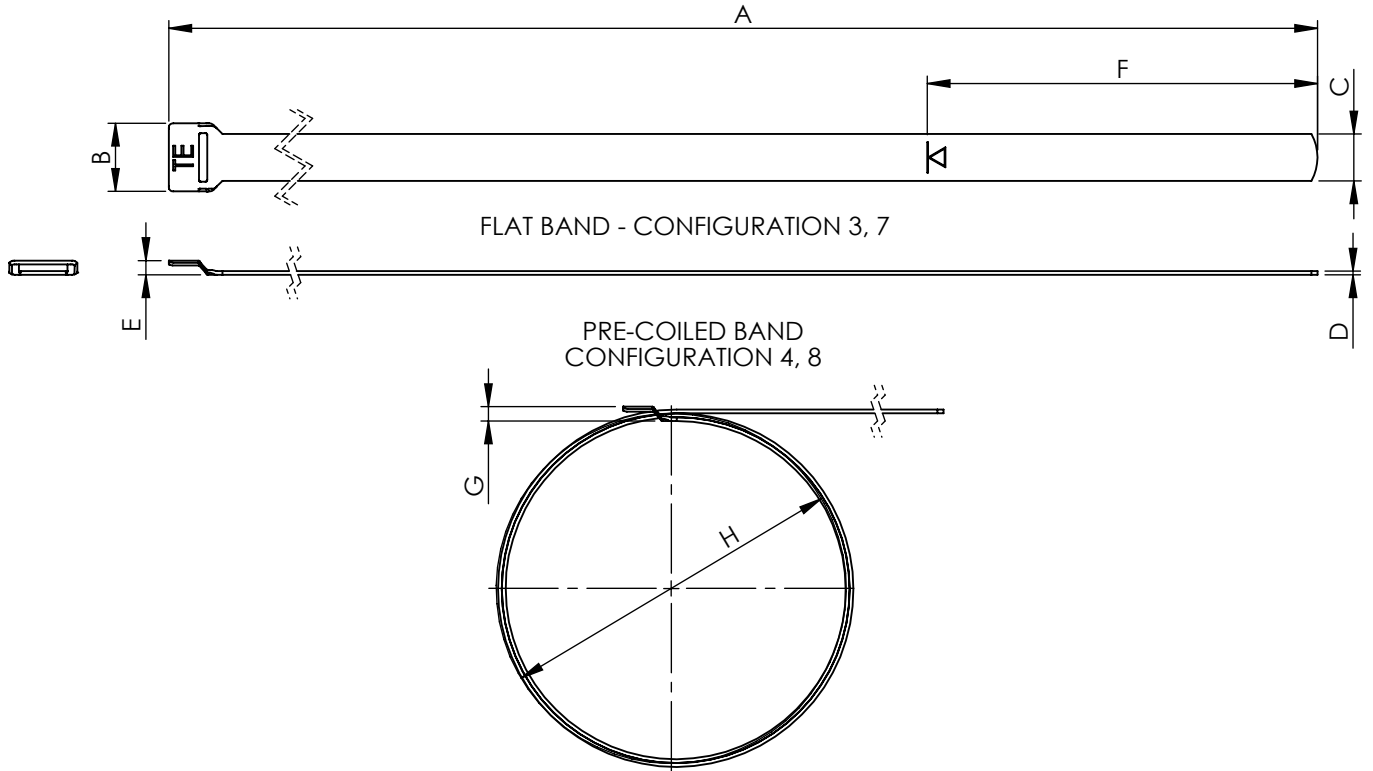

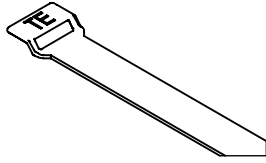


TABLE 2

| PART NUMBER | A | B ±.030 (0.75) | C ±.010 (0.25) | D ±.003 (0.08) | E ±.015 (0.38) | F REF | G MAX | H REF | TOOL REQ. |
|--------------|--|----------------------|----------------------|----------------------|----------------------|------------------|----------------|------------------|-------------|
| R85049/128-3 | 14.19 (360,42) 14.31 (363,47) | .350 (8,89) | .245 (6,22) | .019 (0,48) | .074 (1,88) | 2.031 (51,59) | - | - | M81306/1-01 |
| R85049/128-4 | - | - | - | - | - | - | .150 (3,81) | 1.750 (44,45) | M81306/1-01 |
| R85049/128-7 | 8.06 (204,72) 8.18 (207,77) | .195 (4,95) | .115 (2,92) | .015 (0,38) | .053 (1,35) | 2.031 (51,59) | - | - | M81306/1-02 |
| R85049/128-8 | - | - | - | - | - | - | .073 (1,85) | 1.12 (28,45) | M81306/1-02 |

THIS DRAWING IS UNPUBLISHED.

ALL RIGHTS RESERVED.

COPYRIGHT 20 BY

DIMENSIONS:
INCHES

DWN: K.KUTA-WINCZURA 05/07/2019

MATERIAL: STAINLESS STEEL

FINISH: PASSIVATE

TOLERANCES UNLESS OTHERWISE SPECIFIED:

CHK: R.STYLES 11/12/2019



GENERAL TOL
LINEAR
.XX ±.003"
.XXX ±.015"
ANGULAR ±1°

APVD: M.PAUL 11/12/2019

PART NUMBER: R85049/128-*

PRODUCT SPEC:

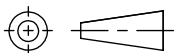
NAME: SCREEN TERMINATION BAND

APPLICATION SPEC:

| | | | |
|------|-----------|------------|---------------|
| SIZE | CAGE CODE | DRAWING NO | RESTRICTED TO |
| A4 | 06090 | Ⓒ=P35607 | |

WEIGHT:
Customer Drawing

SCALE 1:5 SHEET 3 OF 3 REV AD



X-ON Electronics

Largest Supplier of Electrical and Electronic Components

Click to view similar products for [Circular MIL Spec Tools, Hardware & Accessories](#) *category:*

Click to view products by [TE Connectivity](#) *manufacturer:*

Other Similar products are found below :

[0113-201-2025](#) [600-079-06](#) [600-146-06](#) [M10-101983-183](#) [M10-454396-008](#) [602GB18808](#) [6134-333-1990](#) [6134-334-1590](#) [6134-334-2190](#)
[CS3102A-22-14PW](#) [M2887615-CD](#) [627-009](#) [M38999/9-19B](#) [630A007NF083A](#) [630B007M051A](#) [630BJ003NF032H](#) [637-149NF04B](#)
[M39029/29-215](#) [6408-203V-09273](#) [6426-201-11343](#) [650FS002NF16](#) [660-008NF14S7-01](#) [660-009M22H8-03](#) [660-013NF19U6-210](#) [660-](#)
[015M10S6-17](#) [660-015NF10S5-01](#) [660-015NF14R3.5-01](#) [660-023NF19H6-19](#) [660-024NF11S12-01](#) [660-024NF11S3-01](#) [660-024NF17S4-](#)
[109](#) [660-050XM17F4-01](#) [660-068NF25R6-30G](#) [660-070M23S8-04](#) [660-073MTCH9-20](#) [M83723/61-18W](#) [M83723/61-218R](#) [M83723/61-](#)
[224W](#) [667-084-23C](#) [667-084-35C](#) [667-224NF16](#) [687-697NF-1](#) [M85049/94-10-A](#) [M85049/96-7-A](#) [M855282-10A01A](#) [M85528/2-10B](#)
[M855282-18A01A](#) [M85528/2-22A01A](#) [M85528/2-22AA](#) [710HS460NF2508](#)