

THIS DRAWING IS UNPUBLISHED.

RELEASED FOR PUBLICATION

REVISIONS

© COPYRIGHT - TE Connectivity Ltd.

ALL RIGHTS RESERVED.

P	LTR	DESCRIPTION	DATE	DWN	APVD
	A	INITIAL RELEASE	30OCT2019	RV	MB

Electrical Characteristics

Contact Arrangement — 2 Form C (DPDT)

Contact Material — Stationary — Silver cadmium oxide
Moveable — Silver cadmium oxide

Contact Resistance — Before Life — 10 milliohms max.
After life — 20 milliohms max.
(Measured at 10 A @ 28 Vdc)

Mechanical Life Expectancy — 1 million operations

Coil Voltage — 6 to 120 Vdc, 115 Vac

Coil Power — 4.3 watts max. @ 25°C

Duty Cycle — Continuous

Pick-up Voltage — Approximately 50% of nominal coil voltage

Pick-up Sensitivity — 565 mW

Operating Characteristics

Operate Time — Std — 10 ms max.

QPL — 15 ms max.
AC Coil — 15 ms max.

Release Time — Std — 10 ms max.

QPL — 15 ms max.
AC Coil — 20 ms max.

Contact Bounce — Std — 5 ms max. (N.O. and N.C.)

QPL — 2 ms max. (N.O.)
QPL — 5 ms max. (N.C.)

Dielectric Withstanding Voltage —

Between Open Contacts — 500 Vrms 60 Hz

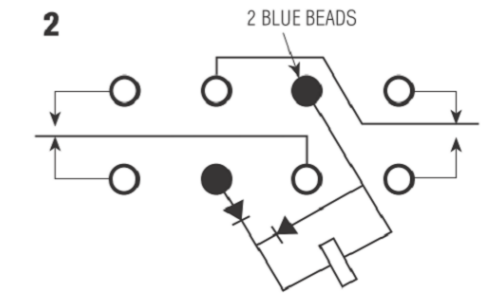
Between Adjacent Contacts — 1000 Vrms 60 Hz

Between Contacts and Coil — 1000 Vrms 60 Hz

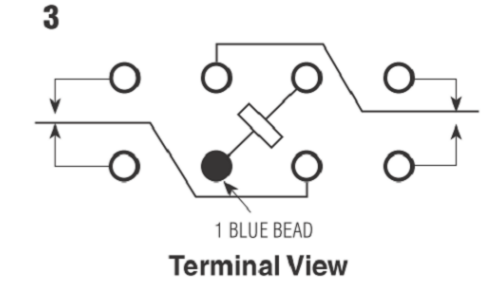
Insulation Resistance — 1,000 megohms min. @ 500 Vdc

Coil Data

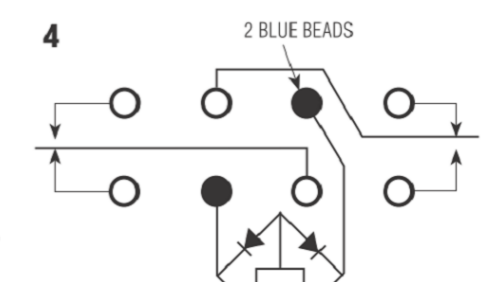
	Nom. Coil Voltage (Vdc)	Coil Resistance in Ohms ±10% @ 25°C	Pickup Voltage Vdc (Max.) @ 25°C	Pickup Voltage Vdc (Max.) @ 125°C	Drop-out Voltage Vdc (Min.) @ 25°C	Drop-out Voltage Vdc (Min.) @ -65°C	Nom. Coil Power (mW) @ 25°C	Max. Coil Voltage	Coil Desig.	Environmental
	6.0	19	3.6	4.5	0.4	0.25	1.89	9.0	AA	Temperature -55°C to +85°C
	12.0	75	7.2	9.0	0.9	0.5	1.92	16.0	AB	Vibration 20G's, 10 to 2,000Hz
	26.5	300	14.4	18.0	1.8	1.0	2.34	32.0	AC	Shock 50G's, 11ms
	48.0	1,200	29.0	36.0	3.6	2.0	1.92	52.0	AD	
	120.0	7,600	72.0	90.0	9.0	5.0	1.89	122.0	AE	
	115 Vac 400 Hz	1,200	72.0	90.0	10.0	5.0	n/a	n/a	AR	
	115 Vac 60-400 Hz	7,600	72.0	90.0	10.0	5.0	n/a	n/a	AS	
	6.0	19	3.3	4.5	0.4	0.25	1.89	9.0	BA	Temperature -65°C to +125°C
	12.0	75	6.5	9.0	0.9	0.5	1.92	16.0	BB	Vibration 20G's, 10 to 2,000Hz
	26.5	300	13.0	18.0	1.8	1.0	2.34	32.0	BC	Shock 50G's, 11ms
	48.0	1,200	26.0	36.0	3.6	2.0	1.92	52.0	BD	
	120.0	7,600	66.0	90.0	9.0	5.0	1.89	122.0	BE	
	115 Vac 400 Hz	1,200	75.0	90.0	10.0	5.0	n/a	n/a	BR	
	115 Vac 60-400 Hz	7,600	75.0	90.0	10.0	5.0	n/a	n/a	BS	
	6.0	19	3.7	5.0	0.4	0.25	1.89	9.0	CA	Temperature -65°C to +125°C
	12.0	75	7.4	10.0	0.9	0.5	1.92	16.0	CB	Vibration 30G's, 10 to 2,000Hz
	26.5	300	14.7	20.0	1.8	1.0	2.34	32.0	CC	Shock 100G's, 6ms
	48.0	1,200	29.4	40.0	3.6	2.0	1.92	52.0	CD	
	120.0	7,600	74.0	100.0	9.0	5.0	1.89	122.0	CE	
	115 Vac 400 Hz	1,200	80.0	100.0	10.0	5.0	n/a	n/a	CR	
	115 Vac 60-400 Hz	7,600	80.0	100.0	10.0	5.0	n/a	n/a	CS	



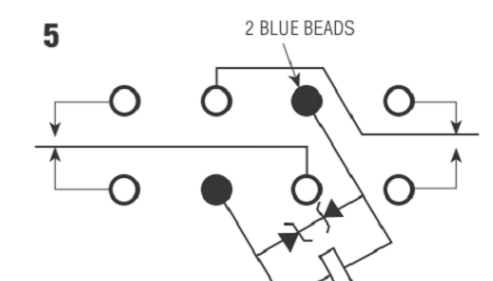
Terminal View



Terminal View

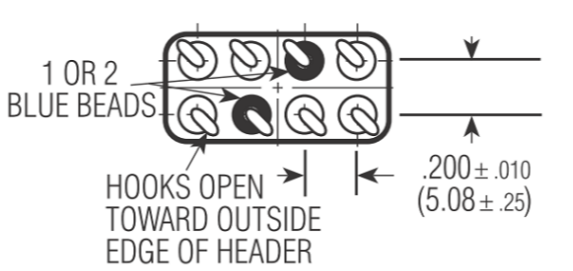
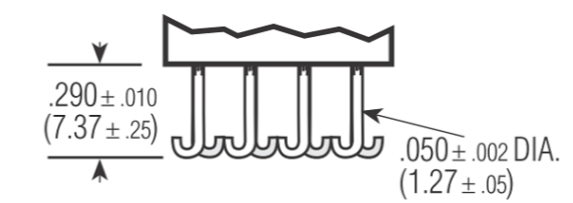


Terminal View



Terminal View

2: SOLDER FINISH

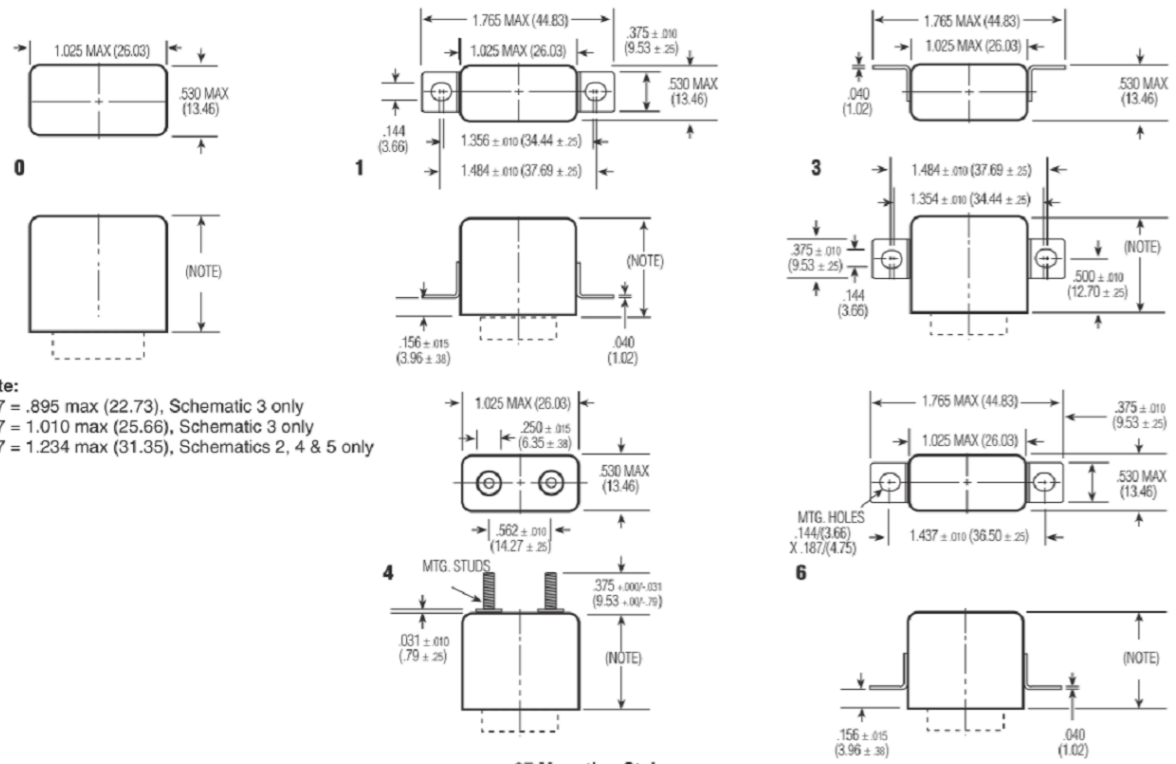


Terminals

07
Two Pole 10 Amp
High Performance Relay
Qualified to
MIL-R-5757/23
MS 27245 & MS 27247

Product Facts

- Hermetically sealed
- Up to 10 amps switching
- High shock & vibration ratings
- Optional terminals & mounting styles
- DC, AC & diode-suppressed coils



07 Mounting Styles

Specifying a Part Number Example:

Type	Rated	Mountings	Schematic	Terminals	Coil	Testing
B07	B	3	3	2	BC	1

ALL DIMENSIONS ARE IN INCHES(MM)

THIS DRAWING IS A CONTROLLED DOCUMENT.

DIMENSIONS:	TOLERANCES UNLESS OTHERWISE SPECIFIED:
INCHES	0 PLC ± -
	1 PLC ± -
	2 PLC ± -
	3 PLC ± -
	4 PLC ± -
	ANGLES ± -
MATERIAL	FINISH

DWN	RV	30OCT2019
CHK	RV	30OCT2019
APVD	MB	30OCT2019
PRODUCT SPEC		
APPLICATION SPEC		
WEIGHT		
CUSTOMER DRAWING		

		NAME		RESTRICTED TO	
		C-A07/B07-SERIES			
SIZE	CAGE CODE	DRAWING NO	A3 - C-A07/B07-SERIES		
SCALE		SHEET		REV	
NTS		1 OF 1		A	

X-ON Electronics

Largest Supplier of Electrical and Electronic Components

Click to view similar products for [General Purpose Relays](#) category:

Click to view products by [TE Connectivity](#) manufacturer:

Other Similar products are found below :

[PCN-105D3MH,000](#) [59641F200](#) [LY1SAC110120](#) [5X827E](#) [5X837F](#) [5X840F](#) [5X842F](#) [5X848E](#) [LY2N-AC120](#) [LY2S-AC220/240](#) [LY2-US-AC120](#) [LY3-US-AC120](#) [LY4F-UA-DC12](#) [LY4F-UA-DC24](#) [LY4F-US-AC120](#) [LY4F-US-AC240](#) [LY4F-US-DC24](#) [LY4F-VD-AC110](#) [LYQ20DC12](#) [M115C60](#) [M115N010](#) [M115N0150](#) [6031007G](#) [603-12D](#) [61211T0B4](#) [61212T400](#) [61222Q400](#) [61243B600](#) [61243C500](#) [61243Q400](#) [61311BOA2](#) [61311BOA6](#) [61311BOA8](#) [61311C0A2](#) [61311COA1](#) [61311COA6](#) [61311F0A2](#) [61311QOA1](#) [61311QOA4](#) [61311T0D6](#) [61311TOA6](#) [61311TOA7](#) [61311TOB3](#) [61311TOB4](#) [61311U0A6](#) [61312Q600](#) [61312T400](#) [61312T600](#) [61313U200](#) [61313U400](#)