


**Power PCB Relay OZ/OZT**

- 1 pole, 16A, 1 form A(NO) or 1 form C (CO)
- UL TV-8 (OZT) available
- Meet 5000V dielectric voltage between coil and contacts
- Meet 10000V surge voltage between coil and contacts



Typical applications  
Home appliances, office machines



Approvals	
UL E58304, CSA LR48471, TuV R50139112, CQC 03001007810	
Technical data of approved types on request	

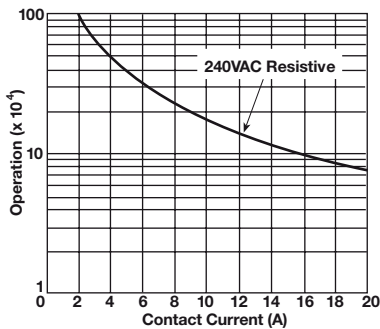
Contact Data	
Contact arrangement	1 form A (NO), 1 form C (CO)
Rated voltage	240VAC
Max. switching voltage	24VDC, 240VAC
Rated current	16A
Switching power	3840VA, 380W
Contact material	AgSnO
Min. recommended contact load	100mA, 5VDC
Initial contact resistance	100mΩ at 1A, 6VDC
Frequency of operation, with/without load	1800/18000h <sup>-1</sup>
Operate/release time max.	
standard version:	15/8ms
sensitive version:	20/8ms
Electrical endurance	
NO 16A, 240VAC, resistive,	100x10 <sup>3</sup> ops.
NC 8A, 240VAC, resistive,	100x10 <sup>3</sup> ops.
Contact ratings	16A, 240VAC/30VDC
Mechanical endurance	10x10 <sup>6</sup> operations

Coil Data	
Coil voltage range	5 to 48VDC
Coil insulation system according UL	class105 (A) class155 (F)

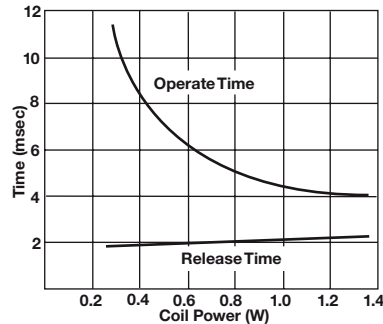
Coil versions, DC coil					
Coil code	Rated voltage VDC	Operate voltage VDC	Release voltage VDC	Coil resistance Ω±10%	Rated coil power mW
<b>Standard coil, 720mW</b>					
05	5	3.5	0.25	36	720
06	6	4.2	0.3	48.5	720
09	9	6.3	0.45	115	720
12	12	8.4	0.6	200	720
24	24	16.8	1.2	820	720
48	48	33.6	2.4	3300	720
<b>Sensitive coil, 540mW</b>					
05	5	3.8	0.25	48.5	540
06	6	4.5	0.3	68	540
09	9	6.8	0.45	155	540
12	12	9.0	0.6	270	540
24	24	18.0	1.2	1100	540
48	48	36.0	2.4	4400	540

All figures are given for coil without pre-energization, at ambient temperature +23°C.

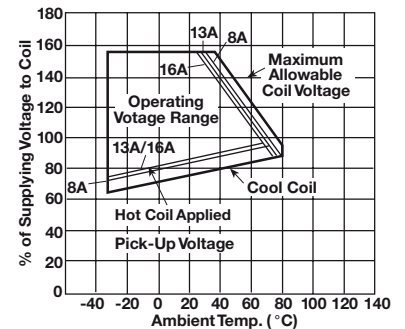
Electrical endurance



Operate time



Coil operative range



**Power PCB Relay OZ/OZT** (Continued)

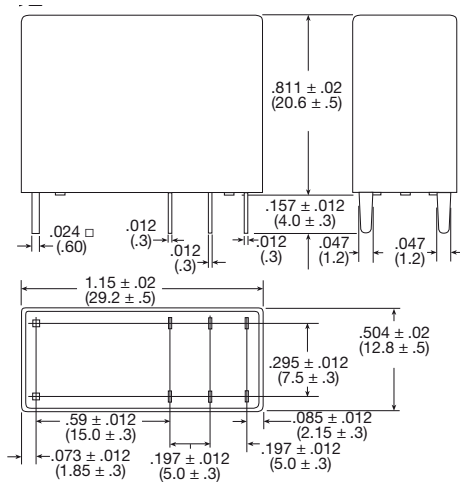
**Insulation Data**

Initial dielectric strength	
between open contacts	1000Vrms
between contact and coil	5000Vrms
Initial surge withstand voltage	
between contact and coil	10000V
Initial insulation resistance	1000MΩ
Clearance/creepage	
between contact and coil	5.5/8mm

**Other Data**

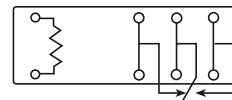
Material compliance: EU RoHS/ELV, China RoHS, REACH, Halogen content refer to the Product Compliance Support Center at <a href="http://www.te.com/customer-support/rohssupportcenter">www.te.com/customer-support/rohssupportcenter</a>	
Ambient temperature	
standard coil:	-30 to 60°C
sensitive coil:	-30 to 70°C
Category of environmental protection	
IEC 61810	RTII - flux proof, RTIII - wash tight
Vibration resistance (functional)	10 to 50Hz, 1.5mm double amplitude
Shock resistance (functional)	
IEC 60068-2-27 (half sine)	98m/s <sup>2</sup> , 11ms
Terminal type	PCB-THT
Weight	13g
Resistance to soldering heat THT	
IEC 60068-2-20	260°C/5s
Packaging/unit	box/1000 pcs.

**Dimensions**



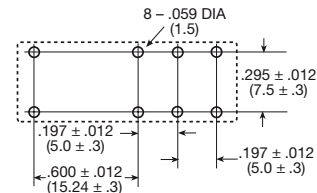
**Terminal assignment**

Bottom view on solder pins



**PCB layout**

Bottom view on solder pins



**Power PCB Relay OZ/OZT** (Continued)

<b>Product code structure</b>	Typical product code									
	<b>OZ</b>	<b>-SS</b>	<b>1</b>	<b>12</b>	<b>D</b>	<b>M</b>	<b>1</b>	<b>F</b>	<b>,200</b>	
<b>Type</b>	<b>OZ / OZT</b> Power PCB Relay OZ / OZT									
<b>Sealing</b>	<b>SS</b> Flux proof	<b>SH</b> Wash tight								
<b>Pole</b>	<b>1</b> 1 pole									
<b>Coil</b>	Coil code: please refer to coil versions table									
<b>Coil power</b>	<b>D</b> Standard 720mW	<b>L</b> Sensitive 540mW								
<b>Contact arrangement</b>	<b>Blank</b> 1 form C (CO)	<b>M</b> 1 form A (NO)								
<b>Contact material</b>	<b>Blank</b> AgCdO	<b>1</b> AgSnO								
<b>Coil insulation</b>	<b>Blank</b> Class 105 (A)	<b>F</b> Class 155 (F)								
<b>Suffix</b>	<b>,200</b> Flux proof	<b>,294</b> Wash tight								

Product code	Version	Contact	Cont.material	Coil power	Coil voltage	Sealing	Part number
OZ-SS-105DM1,200	16A	1 form A (NO)	AgSnO	720mW	5VDC	Flux proof	1461251-5
OZ-SS-112DM1,200					12VDC		2-1440002-2
OZ-SS-124DM1,200					24VDC		2-1440002-6
OZ-SS-105LM1,200				540mW	5VDC		1461251-3
OZ-SS-112LM1,200					12VDC		2-1440002-4
OZ-SS-124LM1,200					24VDC		2-1440002-9
OZ-SH-105DM1,294				720mW	5VDC	Wash tight	1461250-4
OZ-SH-112DM1,294					12VDC		1-1461250-4
OZ-SH-124DM1,294					24VDC		1-1440002-0
OZ-SH-105LM1,294				540mW	5VDC		1440002-5
OZ-SH-112LM1,294					12VDC		1440002-8
OZ-SH-124LM1,294					24VDC		1-1461250-5
OZ-SS-105D1,200		1 form C (CO)		720mW	5VDC	Flux proof	1-1649399-7
OZ-SS-112D1,200					12VDC		2-1649399-0
OZ-SS-124D1,200					24VDC		2-1649399-2
OZ-SS-105L1,200				540mW	5VDC		1649399-1
OZ-SS-112L1,200					12VDC		1649399-4
OZ-SS-124L1,200					24VDC		1649399-6
OZ-SS-112LF,000					12VDC		1461869-3
OZ-SH-112LF,000					12VDC	Wash tight	1461869-4

## X-ON Electronics

Largest Supplier of Electrical and Electronic Components

*Click to view similar products for [General Purpose Relays](#) category:*

*Click to view products by [TE Connectivity](#) manufacturer:*

Other Similar products are found below :

[APF30318](#) [JVN1AF-4.5V-F](#) [PCN-105D3MHZ](#) [5JO-10000S-SIL](#) [5JO-1000CD-SIL](#) [5JO-400CD-SIL](#) [LY2S-AC220/240](#) [LYQ20DC12](#)  
[6031007G](#) [6131406HQ](#) [6-1393099-3](#) [6-1393099-8](#) [6-1393122-4](#) [6-1393123-2](#) [6-1393767-1](#) [6-1393843-7](#) [6-1415012-1](#) [6-1419102-2](#) [6-](#)  
[1423698-4](#) [6-1608051-6](#) [6-1608067-0](#) [6-1616170-6](#) [6-1616248-2](#) [6-1616282-3](#) [6-1616348-2](#) [6-1616350-1](#) [6-1616350-8](#) [6-1616358-7](#) [6-](#)  
[1616359-9](#) [6-1616360-9](#) [6-1616931-6](#) [6-1617039-1](#) [6-1617052-1](#) [6-1617090-2](#) [6-1617090-5](#) [6-1617347-5](#) [6-1617353-3](#) [6-1617801-8](#) [6-](#)  
[1617802-2](#) [6-1618107-9](#) [6-1618248-4](#) [M83536/1-027M](#) [CX-4014](#) [MAHC-5494](#) [MAVCD-5419-6](#) [703XCX-120A](#) [7-1393100-5](#) [7-1393111-7](#)  
[7-1393144-5](#) [7-1393767-8](#)