
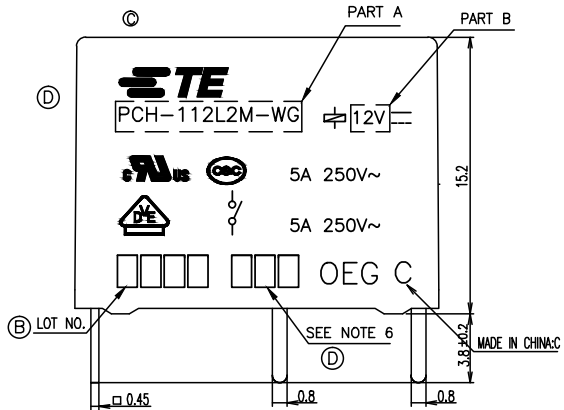
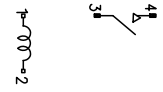


THIS DRAWING IS UNPUBLISHED. RELEASED FOR PUBLICATION
 © COPYRIGHT - By - ALL RIGHTS RESERVED.

LOC		DIST		REVISIONS			
#	LYR	DESCRIPTION	DATE	OWN	APVD		
C		OBSOLETE P/N ECO-09-014329	28Jul2009	YS.H	BH.Y		
D		CHANGS LOGBOARD LINE IDENTIFICATION ECO-12-003498 & ADD CIP SYMBOL P-11-003756	08Nov2012	YS.H	BH.Y		
D1		ADD A NEW PN ECO-14-009275	19JUN2014	Q.L	B.F		



CONNECTION DIAGRAM (BOTTOM VIEW)



DRILLING DIAGRAM (BOTTOM VIEW)

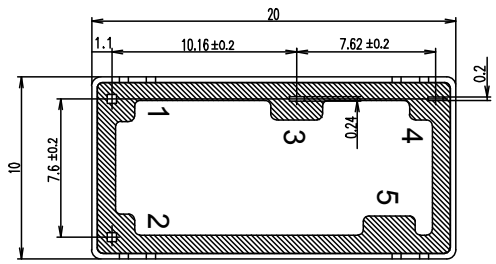
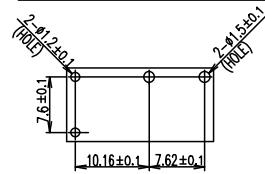


Diagram dimension	Tolerance
0.99mm max.	±0.1mm
1 - 2.99mm	±0.2mm
3mm min.	±0.3mm

THIS DRAWING IS A CONTROLLED DOCUMENT.		DWN KY.DU	TE Connectivity	
		CHK N.Funayama		
DIMENSIONS: mm		APVD C.H.HAU	NAME PCH-L2M(H)-WG CUSTOMER DRAWING	
TOLERANCES UNLESS OTHERWISE SPECIFIED: 0 PLC ± - 1 PLC ± - 2 PLC ± - 3 PLC ± - 4 PLC ± - ANGLES ± -		PRODUCT SPEC -	RESTRICTED TO -	
MATERIAL -		FINISH -	APPLICATION SPEC -	SIZE A3
		WEIGHT -	CAGE CODE 00779	DRAWING NO 1721768
CUSTOMER DRAWING			SCALE 5:1	SHEET 1 of 2
			REV D1	

4

3

2

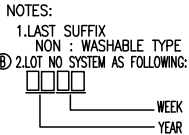
1

THIS DRAWING IS UNPUBLISHED. RELEASED FOR PUBLICATION
 © COPYRIGHT - By - ALL RIGHTS RESERVED.

LOC		DIST		REVISIONS			
HB	-	P	LYR	DESCRIPTION	DATE	OWN	APVD
-	-	-	-	SEE SHEET 1	-	-	-

① 1-1721768-6	PCH-109L2M-WG	5V	PCH-109L2M-WG	107-79096(TUBE)	p	ACTIVE
1-1721768-5	PCH-124L2M-WG	24V	PCH-124L2M-WG	107-79096(TUBE)	o	ACTIVE
1-1721768-4	PCH-148L2M-WG	48V	PCH-148L2M(H)-WG	107-79019(TRAY)	n	OBSOLETE
1-1721768-3	PCH-124L2M(H)-WG	24V	PCH-124L2M(H)-WG	107-79019(TRAY)	m	OBSOLETE
1-1721768-2	PCH-112L2M(H)-WG	12V	PCH-112L2M(H)-WG	107-79019(TRAY)	l	OBSOLETE
1-1721768-1	PCH-109L2M(H)-WG	9V	PCH-109L2M(H)-WG	107-79019(TRAY)	k	OBSOLETE
1-1721768-0	PCH-106L2M(H)-WG	6V	PCH-106L2M(H)-WG	107-79019(TRAY)	j	OBSOLETE
1721768-9	PCH-109L2M(H)-WG	5V	PCH-109L2M(H)-WG	107-79019(TRAY)	i	OBSOLETE
1721768-8	PCH-103L2M(H)-WG	3V	PCH-103L2M(H)-WG	107-79019(TRAY)	h	OBSOLETE
1721768-7	PCH-148L2M-WG	48V	PCH-148L2M-WG	107-79019(TRAY)	g	ACTIVE
1721768-6	PCH-124L2M-WG	24V	PCH-124L2M-WG	107-79019(TRAY)	f	ACTIVE
1721768-5	PCH-112L2M-WG	12V	PCH-112L2M-WG	107-79019(TRAY)	e	ACTIVE
1721768-4	PCH-109L2M-WG	9V	PCH-109L2M-WG	107-79019(TRAY)	d	ACTIVE
1721768-3	PCH-106L2M-WG	6V	PCH-106L2M-WG	107-79019(TRAY)	c	ACTIVE
1721768-2	PCH-105L2M-WG	5V	PCH-105L2M-WG	107-79019(TRAY)	b	ACTIVE
1721768-1	PCH-103L2M-WG	3V	PCH-103L2M-WG	107-79019(TRAY)	a	ABSOLUTE
TE PART NO	TE TYPE NAME	PART B	PART A	PACKAGE SPEC	TYPE	P/N STATUS

RELAY TYPE



- ③ 3. TERMINAL DIMENSION IS BEFORE SOLDER DIP;
- ④ 4. FOR THE TIN-PLATING OF THE PINS:
 +0.1mm FOR WIDTH, THICKNESS AND DIAMETER.
 +0.5mm FOR LENGTH.
- ⑤ 5. MARKING FROM INK TO LASER.

⑥ 6. ADD LOT NO. SYSTEM AS FOLLOWING;



- I, DIGITS FOR DAY OF THE WEEK
 1...MONDAY IN THIS WEEK;
 2...TUESDAY IN THIS WEEK;

 7...SUNDAY IN THIS WEEK
- II, DIGITS FOR SHIFT OF THE DAY
 1...DAY SHIFT IN THIS DAY;
 2...NIGHT SHIFT IN THIS DAY;
- III, ONE CHARACTER DISTINGUISH THE LINE IDENTITY, SUCH AS: A,B,...,Z

	UV RESIN	UV SEAL	16	
	EPOXY RESIN	SEAL	15	
CLASS F (A)	MW79 (A)	MAGNETIC WIRE	14	
	SOLDER DIP	CP WIRE	COIL TERMINAL	13
		Ag ALLOY	STATIONARY CONTACT	12
		Ag ALLOY	MOVABLE CONTACT	11
		Cu ALLOY	HINGE SPRING	10
	SOLDER DIP	Cu ALLOY	NO TERMINAL	9
	SOLDER DIP	Cu ALLOY	MOVABLE SPRING	8
UL 94V-0		LCP	CARD	7
UL 94V-0		PET	CASE	6
UL 94HB		PA NYLON	BOBBIN	5
UL 94V-0		PET	BASE	4
	Ni PLATED	STEEL	CORE	3
	CuNi PLATED	STEEL	ARMATURE	2
	CuNi PLATED	STEEL	YOKE	1
INCOMBUSTIBILITY	TREATMENT	MATERIAL	DESCRIPTION	ITEM

THIS DRAWING IS A CONTROLLED DOCUMENT.		DWN	KY,DU	TE Connectivity																									
		CHK	N.Funayama	PCH-L2M(H)-WG CUSTOMER DRAWING																									
DIMENSIONS: mm		APVD	C.H.Hsu	NAME																									
TOLERANCES UNLESS OTHERWISE SPECIFIED:		PRODUCT SPEC		SIZE																									
<table border="1"> <tr><td>0</td><td>PLC</td><td>±</td><td>-</td></tr> <tr><td>1</td><td>PLC</td><td>±</td><td>-</td></tr> <tr><td>2</td><td>PLC</td><td>±</td><td>-</td></tr> <tr><td>3</td><td>PLC</td><td>±</td><td>-</td></tr> <tr><td>4</td><td>PLC</td><td>±</td><td>-</td></tr> <tr><td>ANGLES</td><td></td><td>±</td><td>-</td></tr> </table>		0	PLC	±	-	1	PLC	±	-	2	PLC	±	-	3	PLC	±	-	4	PLC	±	-	ANGLES		±	-	APPLICATION SPEC		CAGE CODE	DRAWING NO
0	PLC	±	-																										
1	PLC	±	-																										
2	PLC	±	-																										
3	PLC	±	-																										
4	PLC	±	-																										
ANGLES		±	-																										
MATERIAL		WEIGHT		A3	00779																								
FINISH		CUSTOMER DRAWING		①	1721768																								
		SCALE	5:1	SHEET	2 of 2																								
		REV	D1																										

X-ON Electronics

Largest Supplier of Electrical and Electronic Components

Click to view similar products for [General Purpose Relays](#) category:

Click to view products by [TE Connectivity](#) manufacturer:

Other Similar products are found below :

[PCN-105D3MH,000](#) [59641F200](#) [LY1SAC110120](#) [5X827E](#) [5X837F](#) [5X840F](#) [5X842F](#) [5X848E](#) [LY2N-AC120](#) [LY2S-AC220/240](#) [LY2-US-AC120](#) [LY3-US-AC120](#) [LY4F-UA-DC12](#) [LY4F-UA-DC24](#) [LY4F-US-AC120](#) [LY4F-US-AC240](#) [LY4F-US-DC24](#) [LY4F-VD-AC110](#) [LYQ20DC12](#) [M115C60](#) [M115N010](#) [M115N0150](#) [6031007G](#) [603-12D](#) [61211T0B4](#) [61212T400](#) [61222Q400](#) [61243B600](#) [61243C500](#) [61243Q400](#) [61311BOA2](#) [61311BOA6](#) [61311BOA8](#) [61311C0A2](#) [61311COA1](#) [61311COA6](#) [61311F0A2](#) [61311QOA1](#) [61311QOA4](#) [61311T0D6](#) [61311TOA6](#) [61311TOA7](#) [61311TOB3](#) [61311TOB4](#) [61311U0A6](#) [61312Q600](#) [61312T400](#) [61312T600](#) [61313U200](#) [61313U400](#)