

4

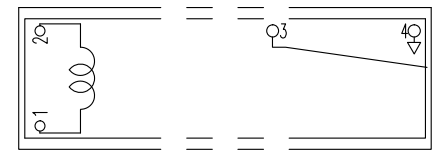
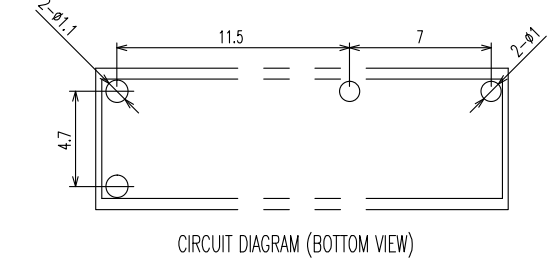
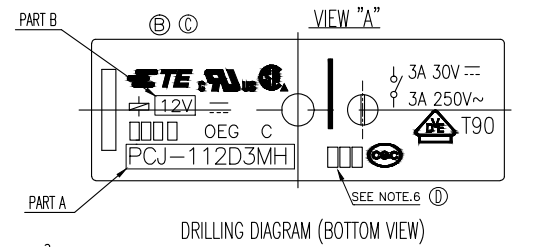
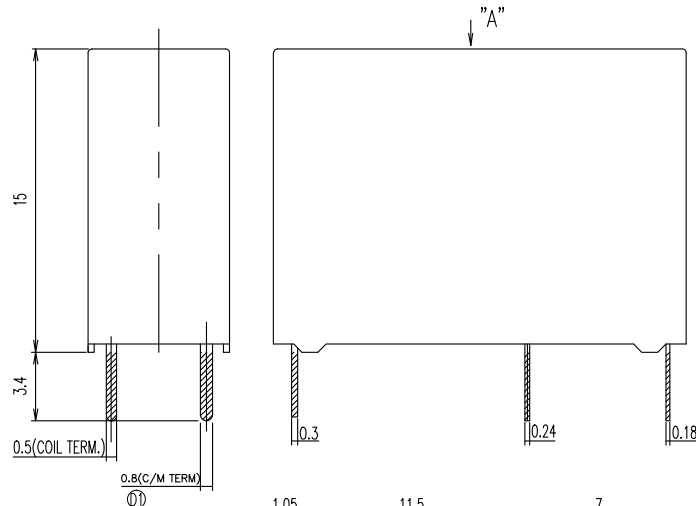
3

2

1

THIS DRAWING IS UNPUBLISHED. RELEASED FOR PUBLICATION
 © COPYRIGHT - By TE Connectivity ALL RIGHTS RESERVED.

LOC		DIST		REVISIONS			
P	LTR	DESCRIPTION		DATE	DWN	APVD	
	D	CHANGE THE WIDTH OF THE TERMINAL FROM 0.5MM TO 0.3MM		ECO-14-011875	04-AUG-14	Q.L	B.F



NOTES:

- 1. SOLDER DIP: STATIONARY TERMINAL AND MOVABLE SPRING COIL TERMINAL and COIL TERMINAL TO MAGNETIC WIRE
- ② ONE CHARACTER DISTINGUISH THE LINE IDENTITY, SUCH AS: A, B...
- 3. TERMINAL DIMENSION IS BEFORE SOLDER DIP.
- ④ 4. FOR THE TIN-PLATING OF THE PINS:
 +0.1mm FOR WIDTH, THICKNESS AND DIAMETER.
 +0.5mm FOR LENGTH.
- ⑤ 5. MARKING FROM INK CHANGE TO LASER
- ⑥ 6. ADD LOT NO. SYSTEM AS FOLLOWING;



- I. DIGITS FOR DAY OF THE WEEK
 1...MONDAY IN THIS WEEK;
 2...TUESDAY IN THIS WEEK;

 7...SUNDAY IN THIS WEEK
- II. DIGITS FOR SHIFT OF THE DAY
 1...DAY SHIFT IN THIS DAY;
 2...NIGHT SHIFT IN THIS DAY;
- III. ONE CHARACTER DISTINGUISH THE LINE IDENTITY, SUCH AS: A, B.....Z

DIAGRAM DIMENSION	TOLERANCE
0.99mm max.	±0.1mm
1 - 2.99mm	±0.2mm
3mm min.	±0.3mm

THIS DRAWING IS A CONTROLLED DOCUMENT.		DWN H. SASAKI													
		CHK Y. OIKAWA													
		APVD A. NAGAI													
DIMENSIONS: mm		PRODUCT SPEC -													
TOLERANCES UNLESS OTHERWISE SPECIFIED:		APPLICATION SPEC -													
MATERIAL		WEIGHT -													
FINISH		CUSTOMER DRAWING													
<table border="1"> <tr> <td>0 PLC</td> <td>±</td> </tr> <tr> <td>1 PLC</td> <td>±</td> </tr> <tr> <td>2 PLC</td> <td>±</td> </tr> <tr> <td>3 PLC</td> <td>±</td> </tr> <tr> <td>4 PLC</td> <td>±</td> </tr> <tr> <td>ANGLES</td> <td>±</td> </tr> </table>		0 PLC	±	1 PLC	±	2 PLC	±	3 PLC	±	4 PLC	±	ANGLES	±		
0 PLC	±														
1 PLC	±														
2 PLC	±														
3 PLC	±														
4 PLC	±														
ANGLES	±														

TE TE Connectivity			
NAME PCJ SPEC ,301			
SIZE	CAGE CODE	DRAWING NO	RESTRICTED TO
A3	00779	①=1721081	-
SCALE		SHEET	REV
5:1		1 of 3	D1

4

3

2

1

THIS DRAWING IS UNPUBLISHED.

RELEASED FOR PUBLICATION

ALL RIGHTS RESERVED.

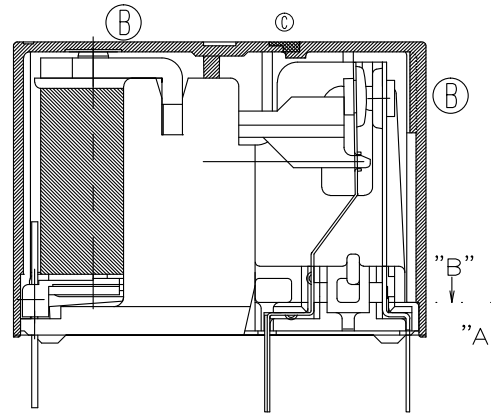
LOC
HB

DIST
-

REVISIONS

P	LTR	DESCRIPTION	DATE	DWN	APVD
-	-	SEE SHEET 1	-	-	-

Ⓑ CHANGE CASE,CORE,YOKE : REV_A ==> B



THIS DRAWING IS A CONTROLLED DOCUMENT.

DWN
H.SASAKI

CHK
Y.OIKAWA

APVD
A.NAGAI

PRODUCT SPEC
-

APPLICATION SPEC
-

WEIGHT
-

CUSTOMER DRAWING

TE TE Connectivity

NAME

PCJ SPEC ,301

SIZE CAGE CODE DRAWING NO RESTRICTED TO

A3 00779 C=1721081

SCALE 5:1 SHEET 2 of 3 REV D1

DIMENSIONS:

mm



TOLERANCES UNLESS OTHERWISE SPECIFIED:

0 PLC	± -
1 PLC	± -
2 PLC	± -
3 PLC	± -
4 PLC	± -
ANGLES	± -

MATERIAL FINISH

- -

D

D

C

C

B

B

A

A

4

3

2

1

THIS DRAWING IS UNPUBLISHED.

RELEASED FOR PUBLICATION

ALL RIGHTS RESERVED.

© COPYRIGHT - By TE Connectivity

LOC
HBDIST
-

REVISIONS

P	LTR	DESCRIPTION	DATE	DWN	APVD
-	-	SEE SHEET 1	-	-	-

①

N	PCJ-12403MH_301S	2-1721081-8	107-79053 (TUBE)	24V	PCJ-12403MH
M	PCJ-11803MH_301S	2-1721081-7	107-79053 (TUBE)	18V	PCJ-11803MH
L	PCJ-11203MH_301S	2-1721081-6	107-79053 (TUBE)	12V	PCJ-11203MH
K	PCJ-10903MH_301S	2-1721081-5	107-79053 (TUBE)	9V	PCJ-10903MH
J	PCJ-10603MH_301S	2-1721081-4	107-79053 (TUBE)	6V	PCJ-10603MH
I	PCJ-10503MH_301S	2-1721081-3	107-79053 (TUBE)	5V	PCJ-10503MH
H	PCJ-10303MH_301S	2-1721081-2	107-79053 (TUBE)	3V	PCJ-10303MH
G	PCJ-12403M_301S	2-1721081-1	107-79053 (TUBE)	24V	PCJ-12403M
F	PCJ-11803M_301S	2-1721081-0	107-79053 (TUBE)	18V	PCJ-11803M
E	PCJ-11203M_301S	1-1721081-9	107-79053 (TUBE)	12V	PCJ-11203M
D	PCJ-10903M_301S	1-1721081-8	107-79053 (TUBE)	9V	PCJ-10903M
C	PCJ-10603M_301S	1-1721081-7	107-79053 (TUBE)	6V	PCJ-10603M
B	PCJ-10503M_301S	1-1721081-6	107-79053 (TUBE)	5V	PCJ-10503M
A	PCJ-10303M_301S	1-1721081-5	107-79053 (TUBE)	3V	PCJ-10303M
n	PCJ-12403MH_301	1-1721081-4	107-79014 (TRAY)	24V	PCJ-12403MH
m	PCJ-11803MH_301	1-1721081-3	107-79014 (TRAY)	18V	PCJ-11803MH
l	PCJ-11203MH_301	1-1721081-2	107-79014 (TRAY)	12V	PCJ-11203MH
k	PCJ-10903MH_301	1-1721081-1	107-79014 (TRAY)	9V	PCJ-10903MH
j	PCJ-10603MH_301	1-1721081-0	107-79014 (TRAY)	6V	PCJ-10603MH
i	PCJ-10503MH_301	1721081-9	107-79014 (TRAY)	5V	PCJ-10503MH
h	PCJ-10303MH_301	1721081-8	107-79014 (TRAY)	3V	PCJ-10303MH
g	PCJ-12403M_301	1721081-7	107-79014 (TRAY)	24V	PCJ-12403M
f	PCJ-11803M_301	1721081-6	107-79014 (TRAY)	18V	PCJ-11803M
e	PCJ-11203M_301	1721081-5	107-79014 (TRAY)	12V	PCJ-11203M
d	PCJ-10903M_301	1721081-4	107-79014 (TRAY)	9V	PCJ-10903M
c	PCJ-10603M_301	1721081-3	107-79014 (TRAY)	6V	PCJ-10603M
b	PCJ-10503M_301	1721081-2	107-79014 (TRAY)	5V	PCJ-10503M
a	PCJ-10303M_301	1721081-1	107-79014 (TRAY)	3V	PCJ-10303M
No	DESCRIPTION	TE PART NO	PACKING SPECIFICATION	PART B	PART A

RELAY TYPE

Ⓐ

nn	PCJ-12403MH_301M	4-1721081-2	107-79048 (TUBE)	24V	PCJ-12403MH
mm	PCJ-11803MH_301M	4-1721081-1	107-79048 (TUBE)	18V	PCJ-11803MH
ll	PCJ-11203MH_301M	4-1721081-0	107-79048 (TUBE)	12V	PCJ-11203MH
kk	PCJ-10903MH_301M	3-1721081-9	107-79048 (TUBE)	9V	PCJ-10903MH
jj	PCJ-10603MH_301M	3-1721081-8	107-79048 (TUBE)	6V	PCJ-10603MH
ii	PCJ-10503MH_301M	3-1721081-7	107-79048 (TUBE)	5V	PCJ-10503MH
hh	PCJ-10303MH_301M	3-1721081-6	107-79048 (TUBE)	3V	PCJ-10303MH
gg	PCJ-12403M_301M	3-1721081-5	107-79048 (TUBE)	24V	PCJ-12403M
ff	PCJ-11803M_301M	3-1721081-4	107-79048 (TUBE)	18V	PCJ-11803M
ee	PCJ-11203M_301M	3-1721081-3	107-79048 (TUBE)	12V	PCJ-11203M
dd	PCJ-10903M_301M	3-1721081-2	107-79048 (TUBE)	9V	PCJ-10903M
cc	PCJ-10603M_301M	3-1721081-1	107-79048 (TUBE)	6V	PCJ-10603M
bb	PCJ-10503M_301M	3-1721081-0	107-79048 (TUBE)	5V	PCJ-10503M
aa	PCJ-10303M_301M	2-1721081-9	107-79048 (TUBE)	3V	PCJ-10303M
No	DESCRIPTION	TE PART NO	PACKING SPECIFICATION	PART B	PART A

Ⓐ RELAY TYPE

94V-0		Sn-Ag-Cu	SOLDER	18
		PBT	CASE	17
		UV	SEAL(CASE) JUST FOR WASH TIGHT	16
		EPOXY	SEAL(CASE AND BASE)	15
		3JUEW	MAGNETIC WIRE	14
94V-0		PBT	CARD	13
		Ag ALLOY	STATIONARY CONTACT	12
	SOLDER DIP	Cu ALLOY	STATIONARY TERMINAL	11
		Ag ALLOY	MOVABLE CONTACT	10
	SOLDER DIP	Cu ALLOY	MOVABLE SPRING	9
94V-0		PBT	BASE	8
		STAINLESS	HINGE SPRING	7
	NIP	STEEL	ARMATURE	6
	NIP	STEEL	CORE	5
	NIP	STEEL	YOKE	4
	SOLDER DIP	Cu ALLOY	COIL TERMINAL B	3
	SOLDER DIP	Cu ALLOY	COIL TERMINAL A	2
94V-0		PBT	BOBBIN	1
INCOMBUSTIBILITY	TREATMENT	MATERIAL	DESCRIPTION	ITEM

THIS DRAWING IS A CONTROLLED DOCUMENT.		DWN H.SASAKI	TE TE Connectivity	
		CHK Y.OIKAWA		
DIMENSIONS: mm		APVD A.NAGAI	NAME PCJ SPEC ,301	
TOLERANCES UNLESS OTHERWISE SPECIFIED: 0 PLC ± 1 PLC ± 2 PLC ± 3 PLC ± 4 PLC ± ANGLES ±		PRODUCT SPEC -	SIZE A3	
MATERIAL -		APPLICATION SPEC -	CAGE CODE 00779	DRAWING NO 1721081
FINISH -		WEIGHT -	RESTRICTED TO -	
CUSTOMER DRAWING			SCALE 5:1	SHEET 3 of 3
			REV D1	

X-ON Electronics

Largest Supplier of Electrical and Electronic Components

Click to view similar products for [General Purpose Relays](#) category:

Click to view products by [TE Connectivity](#) manufacturer:

Other Similar products are found below :

[PCN-105D3MH,000](#) [59641F200](#) [5JO-1000CD-SIL](#) [LY1SAC110120](#) [5X827E](#) [5X837F](#) [5X840F](#) [5X842F](#) [5X848E](#) [LY2N-AC120](#) [LY2S-AC220/240](#) [LY2-US-AC120](#) [LY3-US-AC120](#) [LY4F-UA-DC12](#) [LY4F-UA-DC24](#) [LY4F-US-AC120](#) [LY4F-US-AC240](#) [LY4F-US-DC24](#) [LY4F-VD-AC110](#) [LYQ20DC12](#) [M115C60](#) [M115N010](#) [M115N0150](#) [6031007G](#) [603-12D](#) [61211T0B4](#) [61212T400](#) [61222Q400](#) [61243B600](#) [61243C500](#) [61243Q400](#) [61311BOA2](#) [61311BOA6](#) [61311BOA8](#) [61311C0A2](#) [61311COA1](#) [61311COA6](#) [61311F0A2](#) [61311QOA1](#) [61311QOA4](#) [61311T0D6](#) [61311TOA6](#) [61311TOA7](#) [61311TOB3](#) [61311TOB4](#) [61311U0A6](#) [61312Q600](#) [61312T400](#) [61312T600](#) [61313U200](#)