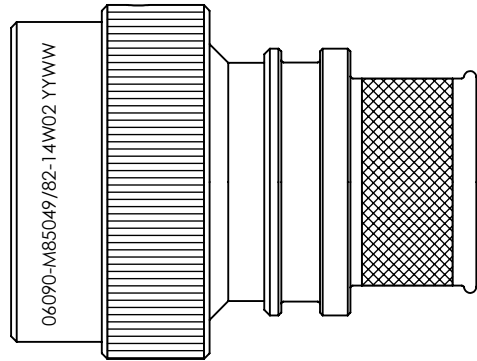


REVISIONS



SELF-LOCKING SHIELD BAND TERMINATION SHRINK BOOT ACCOMMODATION ADAPTOR

1. THIS PRODUCT IS DESIGNED TO TERMINATE A BRAIDED CABLE SHIELD AND A HEAT SHRINKABLE LIPPED BOOT TO A CONNECTOR, AND DESIGNED TO MEET REQUIREMENTS OF AS85049/82.
2. ALL COMPONENTS SHALL BE PACKAGED AND SUPPLIED IN A PLASTIC BAG AND LABELED WITH M85049/82 DESIGNATION. e.g. M85049/82-14W02.
3. THIS ADAPTOR MATES TO CONNECTOR SAE-AS50151 CRIMP, MIL-DTL-26482 SERIES 2, SAE-AS81703 SERIES 3, AND MIL-DTL-83723 SERIES III.
4. PART SUPPLIED WITH STANDARD DETENTED SELF-LOCKING WHICH PROVIDES A POSITIVE AUDIBLE DETENTED COUPLING.
5. CATEGORY 3B - MEDIUM DUTY - NON-ENVIRONMENTAL
6. FOR MATERIALS AND PLATING FINISHES INFORMATION REFER TO R85049.
FOR ALTERNATIVE MATERIALS AND PLATING FINISHES CONTACT TE CONNECTIVITY.

RELEASED FOR PUBLICATION

ALL RIGHTS RESERVED.

THIS DRAWING IS UNPUBLISHED.

© COPYRIGHT 20 BY

DIMENSIONS: INCHES	DWN: N.HAWKINS	30/05/2019	MATERIAL: SEE P/N BREAKDOWN	FINISH: SEE P/N BREAKDOWN
	CHK: R.STYLES	14/06/2019	STE TE Connectivity	
TOLERANCES UNLESS OTHERWISE SPECIFIED: GENERAL TOL LINEAR $\pm 0.01"$ ANGULAR $\pm 1^\circ$	APVD: M.PAUL	27/06/2019	PART NUMBER: R85049/82 SERIES	
	PRODUCT SPEC: -		NAME: Connector Accessories, Electrical, Backshell, Straight, Self-Locking, Shield Band Termination (RFI/EMI), Shrink Sleeve Accommodation, Category 3B	
	APPLICATION SPEC: -		SIZE: A4	CAGE CODE: 06090
	WEIGHT:		DRAWING NO: C -P45750	RESTRICTED TO
	CUSTOMER DRAWING		SCALE: 1.5:1	SHEET: 1 OF 2
				REV: CA

REVISIONS

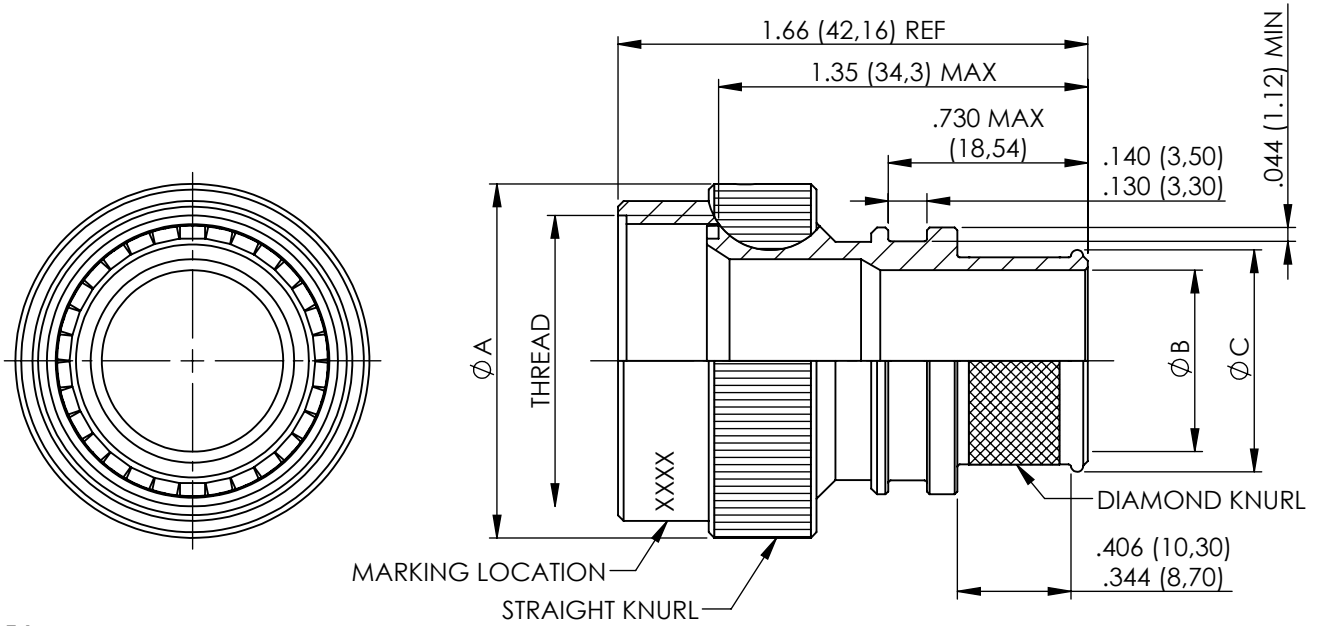


TABLE 1

ACCESSORY SHELL SIZE	FOR CONNECTOR SHELL SIZE (REF)				THREAD	A MAX DIA	B DIA ±.010 ENTRY SIZE		C DIA REF	
	AS81703 SERIES 3	MIL-DTL-26482 SERIES 2	AS50151 CRIMP	MIL-DTL-83723 SERIES III			02	03	02	03
08	---	8	8S	8	1/2-20 UNEF	.885 (22,48)	N/A	.250 (6,35)	N/A	.395 (10,03)
10	---	10	10S, 10SL	10	5/8-24 UNEF	1.010 (25,65)	N/A	.312 (7,92)	N/A	.457 (11,61)
12	7	12	12S AND 12	12	3/4-20 UNEF	1.135 (28,83)	.312 (7,92)	.438 (11,13)	.457 (11,61)	.583 (14,81)
14	12	14	14S AND 14	14	7/8-20 UNEF	1.260 (32,00)	.438 (11,13)	.562 (14,27)	.583 (14,81)	.707 (17,96)
16	19	16	16S AND 16	16	1-20 UNEF	1.385 (35,18)	.500 (12,70)	.625 (15,88)	.645 (16,38)	.770 (19,56)
18	27	18	18	18	1 1/16-18 UNEF	1.510 (38,35)	.625 (15,88)	.750 (19,05)	.770 (19,56)	.895 (22,73)
20	37	20	20	20	1 3/16-18 UNEF	1.635 (41,53)	.625 (15,88)	.812 (20,62)	.770 (19,56)	.957 (24,31)
22	---	22	22	22	1 5/16-18 UNEF	1.760 (44,70)	.688 (17,48)	.938 (23,83)	.829 (21,06)	1.083 (27,51)
24	---	24	24	24	1 7/16-18 UNEF	1.885 (47,88)	.750 (19,05)	1.000 (25,40)	.895 (22,73)	1.145 (29,08)
28	---	---	28	---	1 3/4-18 UNS	2.135 (54,23)	.875 (22,23)	1.125 (28,58)	1.020 (25,91)	1.270 (32,26)
61	61	---	---	---	1 1/2-18 UNEF	1.95 (49,53)	.750 (19,05)	1.000 (25,40)	.895 (26,30)	1.145 (29,08)

METRIC EQUIVALENTS ARE IN PARENTHESIS AND ARE GIVEN FOR GENERAL INFORMATION ONLY

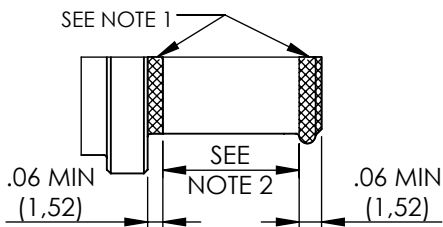
TABLE 2

CODE	FINISH
N	ELECTROLESS NICKEL (96HRS SALT SPRAY RESISTANCE)
W	CADMIUM OLIVE DRAB OVER ELECTROLESS NICKEL (1000HRS SALT SPRAY RESISTANCE)
Z	ZINC NICKEL BLACK PASSIVATE OVER ELECTROLESS NICKEL (1000HRS SALT SPRAY RESISTANCE)
P	CADMIUM OLIVE DRAB OVER ELECTROLESS NICKEL (SELECTIVE PLATING)

NOTES FOR SELECTIVE PLATING: -

1. CADMIUM/NICKEL INTERFACE SHALL BE COATED WITH POLYSULFIDE SEALANT.
2. AREA FREE OF CADMIUM.

SELECTIVE PLATING



R85049/82-14W02

BASIC PART NUMBER _____
 SPECIFICATION SHEET _____
 CONFIGURATION _____
 - (DASH) FOR SELF-LOCKING _____
 CONNECTOR SHELL SIZE (TABLE 1) _____
 FINISH (TABLE 2) _____
 ENTRY SIZE (TABLE 1) _____

RELEASED FOR PUBLICATION

ALL RIGHTS RESERVED.

THIS DRAWING IS UNPUBLISHED.

© COPYRIGHT 20 BY

DIMENSIONS: INCHES	DWN: N.HAWKINS	30/05/2019	MATERIAL: SEE P/N BREAKDOWN	FINISH: SEE P/N BREAKDOWN		
	CHK: R.STYLES	14/06/2019	TE Connectivity			
TOLERANCES UNLESS OTHERWISE SPECIFIED:	APVD: M.PAUL	27/06/2019			PART NUMBER:	R85049/82 SERIES
GENERAL TOL LINEAR ±.01" ANGULAR ±1°	PRODUCT SPEC:	-	NAME: Connector Accessories, Electrical, Backshell, Straight, Self-Locking, Shield Band Termination (RFI/EMI), Shrink Sleeve Accommodation, Category 3B			
	APPLICATION SPEC:	-	SIZE	CAGE CODE	DRAWING NO	RESTRICTED TO
	WEIGHT:	A4	06090	©=P45750		
	CUSTOMER DRAWING	SCALE	1.5:1	SHEET	2 OF 2	REV

X-ON Electronics

Largest Supplier of Electrical and Electronic Components

Click to view similar products for [Circular MIL Spec Backshells](#) category:

Click to view products by [TE Connectivity](#) manufacturer:

Other Similar products are found below :

[5M2920-3CW](#) [60-036152-022](#) [610HS012M15](#) [M28840/504WA](#) [M28840/805WB](#) [M28840/809WA](#) [M28840/815WA](#) [M28840/816WA](#)
[627AS017M14](#) [627MA124M14S](#) [655HS002NF11](#) [CW3899-000](#) [M85049/10-134S](#) [M85049/10-17S](#) [M85049/10-33S](#) [M85049/10-94W](#)
[M85049/11-28N](#) [M85049/11-37N](#) [M85049/11-53N](#) [M85049/11-63N](#) [M85049/120-14W](#) [M85049/124-23W](#) [M85049/1720N04B](#)
[M85049/1821W05C](#) [M85049/1825W06C](#) [M85049/1919N05](#) [M85049/23-74W](#) [M85049/24-71N](#) [M85049/25-47N](#) [M85049/25-94W](#)
[M85049/27S12N](#) [M85049/39-11S](#) [M85049/39-17S](#) [M85049/39-9S](#) [M85049/6-10B](#) [M85049/6-19N](#) [M85049/6-20B](#) [M85049/77-20W04](#)
[M85049/78-11N03](#) [M85049/78-15W02](#) [M85049/78-17N04](#) [M85049/78-19N05](#) [M85049/79-19N07](#) [M85049/79-25N04](#) [M85049/82-18N02](#)
[M85049/82-22P02](#) [M85049/83-10W03](#) [M85049/84-20N03](#) [M85049/8-48N](#) [M85049/85-24N01](#)