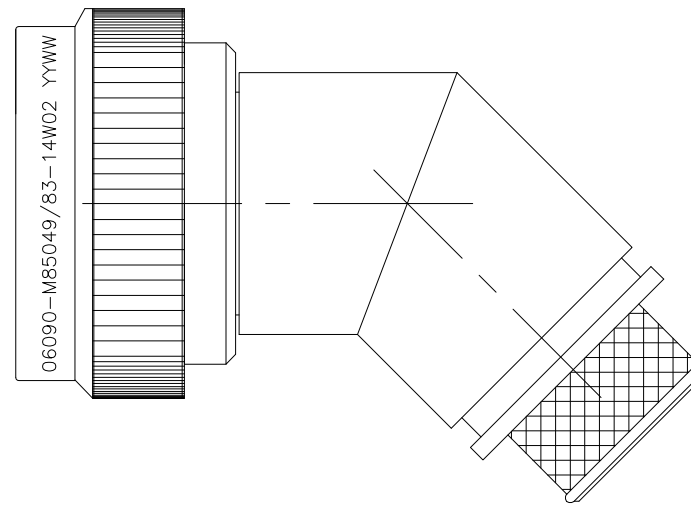


THIS DRAWING IS UNPUBLISHED. RELEASED FOR PUBLICATION  
 © COPYRIGHT - TE Connectivity ALL RIGHTS RESERVED.

REVISIONS					
P	LTR	DESCRIPTION	DATE	DWN	APVD
	C	REV PER ECO 17-004918	5-31-17	CT	EH



SELF-LOCKING  
 SHIELD BAND TERMINATION  
 SHRINK BOOT ACCOMMODATION 45° ADAPTER

1. THIS PRODUCT IS DESIGNED TO TERMINATE A BRAIDED CABLE SHIELD AND A HEAT SHRINKABLE LIPPED BOOT TO A CONNECTOR, AND DESIGNED TO MEET PERFORMANCE REQUIREMENT OF AS85049/83.
2. ALL COMPONENTS SHALL BE PACKAGED AND SUPPLIED IN A PLASTIC BAG AND LABELED WITH M85049/83 DESIGNATION e.g. M85049/83-14W02.
3. PART SUPPLIED WITH STANDARD DETENTED SELF-LOCKING WHICH PROVIDES A POSITIVE AUDIBLE DETENTED COUPLING.
4. THIS ADAPTER MATES TO CONNECTOR SAE-AS50151 CRIMP, MIL-DTL-26482 SERIES 2, SAE-AS81703 SERIES 3, AND MIL-DTL-83723 SERIES III.
5. FOR MATERIAL AND FINISH INFORMATION REFER TO R85049.  
 FOR ALTERNATIVE MATERIALS AND PLATING FINISHES CONTACT TE CONNECTIVITY.

THIS DRAWING IS A CONTROLLED DOCUMENT.		DWN C.C.THOMAS	31MAY2017	TE Connectivity	
DIMENSIONS: INCHES		CHK E.HALEY	5-31-17		
		TOLERANCES UNLESS OTHERWISE SPECIFIED:		APVD E.HALEY	
		0 PLC ± - 1 PLC ± - 2 PLC ± .01 3 PLC ± .005 4 PLC ± - ANGLES ± 1°		5-31-17	
MATERIAL -		FINISH -		NAME BACKSHELL,45°,SELF LOCKING,SHIELD BAND TERMINATION,SHRINK BOOT ACCOMMODATION	
		WEIGHT 0		SIZE A3	CAGE CODE 00779
		CUSTOMER DRAWING		DRAWING NO C=R85049/83	RESTRICTED TO -
		SCALE NTS		SHEET 1 OF 3	REV C

THIS DRAWING IS UNPUBLISHED.

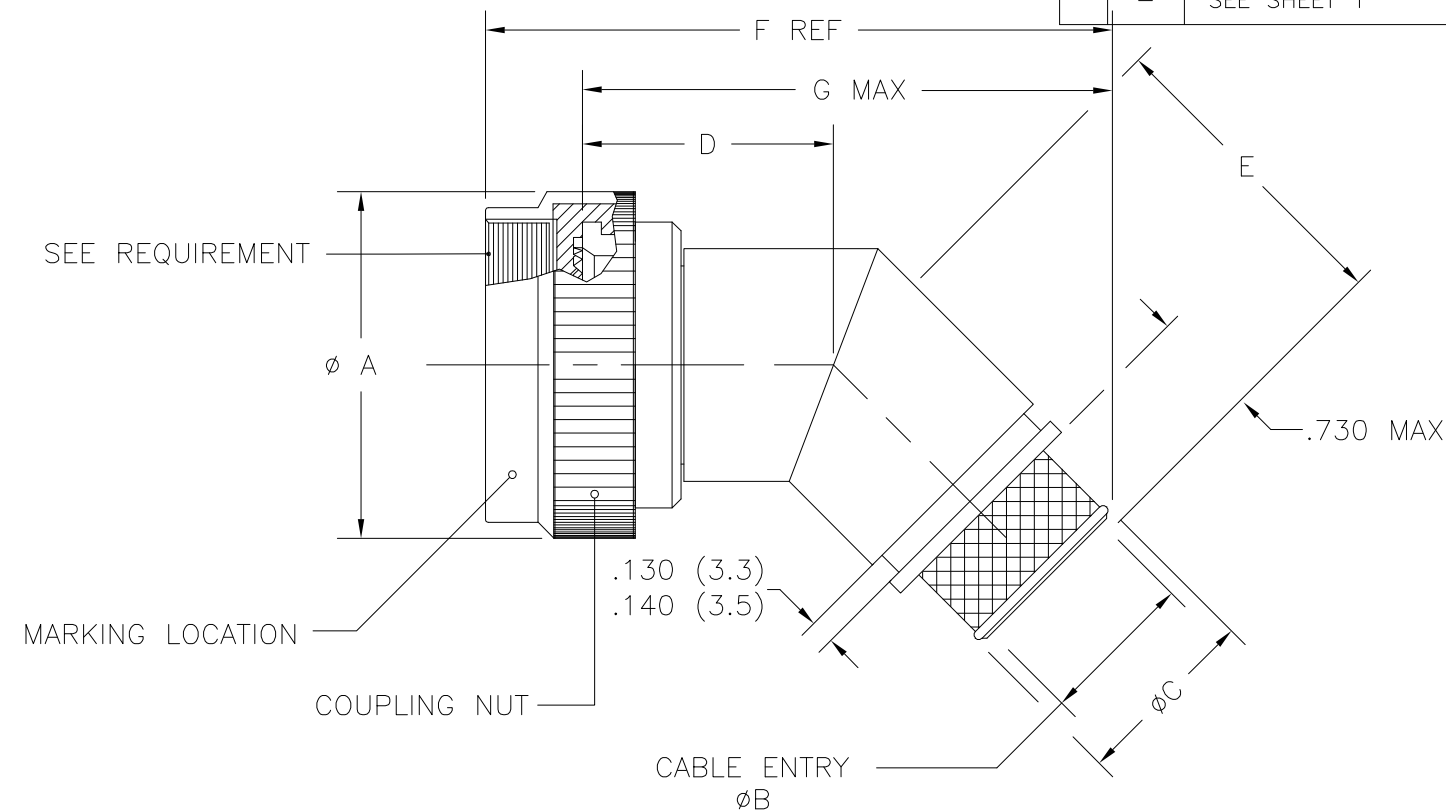
RELEASED FOR PUBLICATION

ALL RIGHTS RESERVED.

© COPYRIGHT - TE Connectivity

REVISIONS


P	LTR	DESCRIPTION	DATE	DWN	APVD
-	-	SEE SHEET 1	-	-	-



PART NUMBERING

R85049/83 - 14 W 02



- SPECIFICATION SHEET
- CONFIGURATION:
  - (DASH) DETENTED SELF-LOCKING
- ORDER NO.
- FINISH
- ENTRY SIZE

THIS DRAWING IS A CONTROLLED DOCUMENT.		DWN C.C.THOMAS 31MAY2017	 TE Connectivity														
DIMENSIONS: INCHES		CHK E.HALEY 5-31-17															
TOLERANCES UNLESS OTHERWISE SPECIFIED:		APVD E.HALEY 5-31-17	NAME BACKSHELL,45°,SELF LOCKING,SHIELD BAND TERMINATION,SHRINK BOOT ACCOMMODATION														
<table border="0"> <tr> <td>0 PLC</td><td>± -</td> </tr> <tr> <td>1 PLC</td><td>± -</td> </tr> <tr> <td>2 PLC</td><td>± .01</td> </tr> <tr> <td>3 PLC</td><td>± .005</td> </tr> <tr> <td>4 PLC</td><td>± -</td> </tr> <tr> <td>ANGLES</td><td>± 1°</td> </tr> </table>		0 PLC	± -	1 PLC	± -	2 PLC	± .01	3 PLC	± .005	4 PLC	± -	ANGLES	± 1°	PRODUCT SPEC -	APPLICATION SPEC -		
0 PLC	± -																
1 PLC	± -																
2 PLC	± .01																
3 PLC	± .005																
4 PLC	± -																
ANGLES	± 1°																
MATERIAL -		FINISH -	WEIGHT -	SIZE A3	CAGE CODE 00779	DRAWING NO C=R85049/83	RESTRICTED TO -										
CUSTOMER DRAWING			SCALE NTS	SHEET 2 OF 3	REV C												

THIS DRAWING IS UNPUBLISHED. RELEASED FOR PUBLICATION  
 © COPYRIGHT - TE Connectivity ALL RIGHTS RESERVED.

REVISIONS					
P	LTR	DESCRIPTION	DATE	DWN	APVD
-	-	SEE SHEET 1	-	-	-

ORDER NUMBER	FOR CONNECTOR SHELL SIZE (REF)				TABLE I - SHELL SIZE AND DIMENSIONS				
	SAE- AS81703 SERIES 3	MIL-DTL- 26482 SERIES 2	SAE- AS50151 CRIMP	MIL-DTL- 83723 SERIES III	A MAX DIA	B DIA ±.010 ENTRY SIZE		C DIA REF	
						02	03	02	03
8	--	8	8S	8	.885 (22.48)	N/A	.250 (6.35)	N/A	.395 (10.03)
10	--	10	10S, 10SL	10	1.010 (25.65)	N/A	.312 (7.92)	N/A	.457 (11.61)
12	7	12	12S AND 12	12	1.135 (28.83)	.312 (7.92)	.438 (11.13)	.457 (11.60)	.583 (14.81)
14	12	14	14S AND 14	14	1.260 (32.00)	.438 (11.13)	.562 (14.27)	.583 (14.81)	.707 (17.96)
16	19	16	16S AND 16	16	1.385 (35.18)	.500 (12.70)	.625 (15.88)	.645 (16.38)	.770 (19.56)
18	27	18	18	18	1.510 (38.35)	.625 (15.88)	.750 (19.05)	.770 (19.56)	.895 (22.73)
20	37	20	20	20	1.635 (41.53)	.625 (15.88)	.812 (20.62)	.770 (19.56)	.957 (24.31)
22	--	22	22	22	1.760 (44.70)	.688 (17.48)	.938 (23.83)	.829 (21.06)	1.083 (27.51)
24	--	24	24	24	1.885 (47.88)	.750 (19.05)	1.000 (25.40)	.895 (22.73)	1.145 (29.08)
28	--	--	28	--	2.135 (54.23)	.875 (22.23)	1.125 (28.58)	1.020 (25.91)	1.270 (32.26)

THIS DRAWING IS A CONTROLLED DOCUMENT.		DWN C.C.THOMAS 31MAY2017	 TE Connectivity				
DIMENSIONS: INCHES		CHK E.HALEY 5-31-17					
		APVD E.HALEY 5-31-17	NAME BACKSHELL,45°,SELF LOCKING,SHIELD BAND TERMINATION,SHRINK BOOT ACCOMMODATION				
TOLERANCES UNLESS OTHERWISE SPECIFIED:		PRODUCT SPEC -	APPLICATION SPEC -				
MATERIAL -		FINISH -	WEIGHT -	SIZE A3	CAGE CODE 00779	DRAWING NO C=R85049/83	RESTRICTED TO -
CUSTOMER DRAWING			SCALE NTS	SHEET 3 OF 3	REV C		

## X-ON Electronics

Largest Supplier of Electrical and Electronic Components

*Click to view similar products for [Circular MIL Spec Backshells](#) category:*

*Click to view products by [TE Connectivity](#) manufacturer:*

Other Similar products are found below :

[60-036152-022](#) [610HS012M15](#) [M28840/504WA](#) [M28840/805WB](#) [M28840/809WA](#) [M28840/815WA](#) [M28840/816WA](#) [627AS017M14](#)  
[627MA124M14S](#) [655HS002NF11](#) [CW3899-000](#) [M85049/10-134S](#) [M85049/10-17S](#) [M85049/10-33S](#) [M85049/10-94W](#) [M85049/11-28N](#)  
[M85049/11-37N](#) [M85049/11-53N](#) [M85049/11-63N](#) [M85049/120-14W](#) [M85049/124-23W](#) [M85049/1720N04B](#) [M85049/1821W05C](#)  
[M85049/1825W06C](#) [M85049/1919N05](#) [M85049/23-74W](#) [M85049/24-71N](#) [M85049/25-47N](#) [M85049/25-94W](#) [M85049/27S12N](#) [M85049/39-](#)  
[11S](#) [M85049/39-17S](#) [M85049/39-9S](#) [M85049/6-10B](#) [M85049/6-19N](#) [M85049/6-20B](#) [M85049/77-20W04](#) [M85049/78-11N03](#) [M85049/78-](#)  
[15W02](#) [M85049/78-17N04](#) [M85049/78-19N05](#) [M85049/79-19N07](#) [M85049/79-25N04](#) [M85049/82-18N02](#) [M85049/82-22P02](#) [M85049/83-](#)  
[10W03](#) [M85049/84-20N03](#) [M85049/8-48N](#) [M85049/85-24N01](#) [M85049/85-24P01](#)