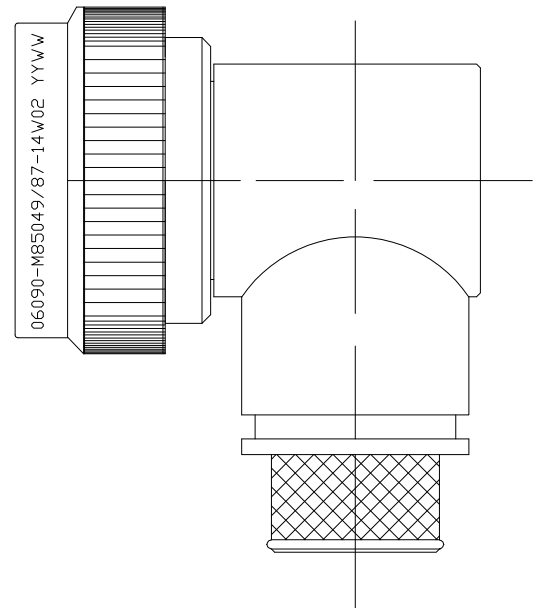



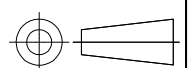
THIS DRAWING IS UNPUBLISHED.      RELEASED FOR PUBLICATION      - . - .  
 © COPYRIGHT - TE Connectivity      ALL RIGHTS RESERVED.

REVISIONS					
P	LTR	DESCRIPTION	DATE	DWN	APVD
	C	REV PER ECO 17-004924	6-6-17	CT	EH



SELF-LOCKING  
 SHIELD BAND TERMINATION  
 SHRINK BOOT ACCOMMODATION 90°  
 ADAPTER

1. THIS PRODUCT IS DESIGNED TO TERMINATE A BRAIDED CABLE SHIELD AND A HEAT SHRINKABLE LIPPED BOOT TO A CONNECTOR, AND DESIGNED TO MEET PERFORMANCE REQUIREMENT OF AS85049/87.
2. ALL COMPONENTS SHALL BE PACKAGED AND SUPPLIED IN A PLASTIC BAG AND LABELED WITH M85049/87 DESIGNATION e.g, M85049/87-14W02.
3. PART SUPPLIED WITH STANDARD DETENTED SELF-LOCKING WHICH PROVIDES A POSITIVE AUDIBLE DETENTED COUPLING.
4. THIS ADAPTER MATES TO CONNECTOR MIL-DTL-38999 SERIES I AND MIL-DTL-38999 SERIES II.
5. FOR MATERIAL AND FINISH INFORMATION REFER TO R85049.  
 FOR ALTERNATIVE MATERIALS AND PLATING FINISHES CONTACT TE CONNECTIVITY.

THIS DRAWING IS A CONTROLLED DOCUMENT.		DWN C.C.THOMAS 06JUN2017	 TE Connectivity		
DIMENSIONS: INCHES		CHK E.HALEY 6-6-17			
		APVD E.HALEY 6-6-17	NAME BACKSHELL, 90° SHRINK BOOT ADAPTER, SHIELD BAND TERMINATION		
TOLERANCES UNLESS OTHERWISE SPECIFIED:		PRODUCT SPEC	APPLICATION SPEC		
0 PLC ± - 1 PLC ± - 2 PLC ± - 3 PLC ± - 4 PLC ± - ANGLES ± -		WEIGHT 0	SIZE A3	CAGE CODE 00779	DRAWING NO C-R85049/87
MATERIAL -		FINISH -		RESTRICTED TO -	CUSTOMER DRAWING
			SCALE NTS	SHEET 1 OF 3	REV C

THIS DRAWING IS UNPUBLISHED.

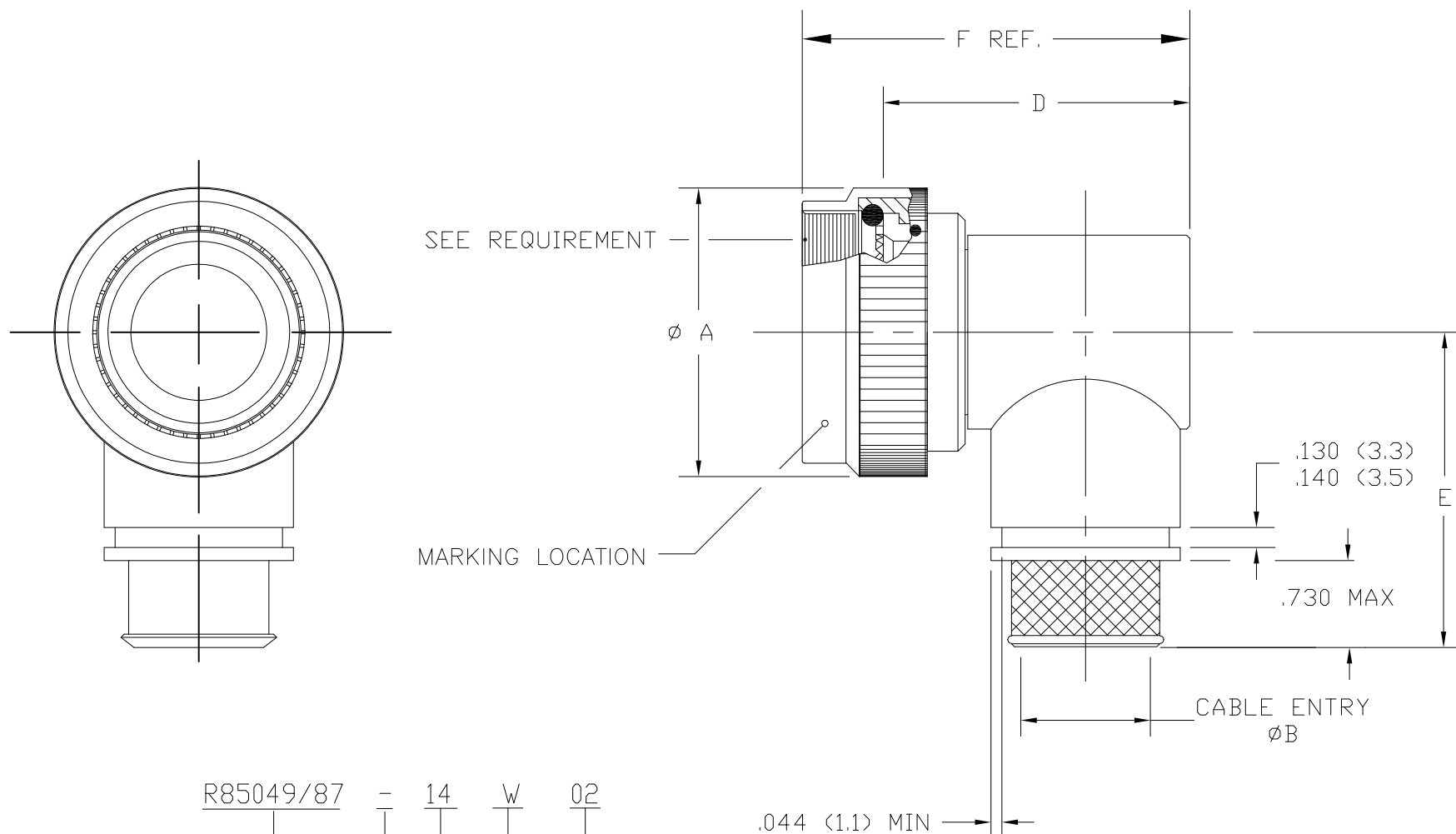
RELEASED FOR PUBLICATION

ALL RIGHTS RESERVED.

© COPYRIGHT - TE Connectivity

REVISIONS


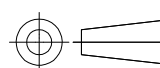
P	LTR	DESCRIPTION	DATE	DWN	APVD
-	-	SEE SHEET 1	-	-	-



PART NUMBERING

R85049/87 - 14 W 02

- SPECIFICATION SHEET
- CONFIGURATION:
  - (DASH) DETENTED SELF-LOCKING
- ORDER NO.
- FINISH
- ENTRY SIZE


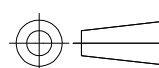
THIS DRAWING IS A CONTROLLED DOCUMENT.		DWN C.C.THOMAS 06JUN2017	 TE Connectivity		
DIMENSIONS: INCHES		CHK E.HALEY 6-6-17			
		APVD E.HALEY 6-6-17	NAME BACKSHELL, 90° SHRINK BOOT ADAPTER, SHIELD BAND TERMINATION		
TOLERANCES UNLESS OTHERWISE SPECIFIED:		PRODUCT SPEC	-		
0 PLC ± -		APPLICATION SPEC	-		
1 PLC ± -		WEIGHT	-		
2 PLC ± -		CUSTOMER DRAWING	SIZE A3	CAGE CODE 00779	DRAWING NO C-R85049/87
3 PLC ± -		MATERIAL	RESTRICTED TO		
4 PLC ± -		FINISH	-		
ANGLES ± -			SCALE NTS	SHEET 2 OF 3	REV C

THIS DRAWING IS UNPUBLISHED. RELEASED FOR PUBLICATION  
 © COPYRIGHT - TE Connectivity ALL RIGHTS RESERVED.

REVISIONS					
P	LTR	DESCRIPTION	DATE	DWN	APVD
-	-	SEE SHEET 1	-	-	-

TABLE I - SHELL SIZE AND DIMENSIONS							
ORDER NUMBER	SHELL SIZE		ØA MAX	ØB ±.010 ENTRY SIZE		ØC REF	
	SERIES I	SERIES II		Ø2	Ø3	Ø2	Ø3
8	9	8	.86 (21.8)	N/A	.25 (6.4)	N/A	.39 (10.0)
10	11	10	.98 (25.0)	N/A	.31 (7.9)	N/A	.46 (11.6)
12	13	12	1.16 (29.4)	.31 (7.9)	.44 (11.1)	.46 (11.6)	.58 (14.8)
14	15	14	1.28 (32.5)	.44 (11.1)	.56 (14.3)	.59 (14.8)	.71 (18.0)
16	17	16	1.41 (35.7)	.50 (12.7)	.62 (15.9)	.64 (16.4)	.77 (19.6)
18	19	18	1.52 (38.5)	.62 (15.9)	.75 (19.1)	.77 (19.6)	.89 (22.7)
20	21	20	1.64 (41.7)	.62 (15.9)	.81 (20.6)	.77 (19.6)	.96 (24.3)
22	23	22	1.77 (44.9)	.69 (17.5)	.94 (23.8)	.83 (21.1)	1.08 (27.5)
24	25	24	1.89 (48.0)	.75 (19.1)	1.00 (25.4)	.89 (22.7)	1.14 (29.1)

ORDER NUMBER	SHELL SIZE		TABLE I - SHELL SIZE AND DIMENSIONS (CONTINUED)		
	SERIES I	SERIES II	D MAX	E MAX	F (REF)
8	9	8	1.37 (34.9)	1.42 (36.0)	1.56 (39.7)
10	11	10	1.44 (36.5)	1.48 (37.6)	1.62 (41.3)
12	13	12	1.56 (39.7)	1.55 (39.4)	1.75 (44.5)
14	15	14	1.69 (42.8)	1.61 (41.0)	1.87 (47.6)
16	17	16	1.75 (44.4)	1.68 (42.6)	1.94 (49.2)
18	19	18	1.87 (47.6)	1.77 (45.0)	2.06 (52.4)
20	21	20	1.94 (49.2)	1.79 (45.6)	2.13 (54.0)
22	23	22	2.06 (52.4)	1.86 (47.2)	2.25 (57.2)
24	25	24	2.12 (54.0)	1.92 (48.7)	2.31 (58.8)

THIS DRAWING IS A CONTROLLED DOCUMENT.		DWN C.C.THOMAS 06JUN2017	 TE Connectivity				
DIMENSIONS: INCHES		CHK E.HALEY 6-6-17					
		APVD E.HALEY 6-6-17	NAME BACKSHELL, 90° SHRINK BOOT ADAPTER, SHIELD BAND TERMINATION				
		TOLERANCES UNLESS OTHERWISE SPECIFIED: 0 PLC ± - 1 PLC ± - 2 PLC ± - 3 PLC ± - 4 PLC ± - ANGLES ± -		PRODUCT SPEC -	APPLICATION SPEC -		
MATERIAL -		FINISH -	WEIGHT -	SIZE A3	CAGE CODE 00779	DRAWING NO C-R85049/87	RESTRICTED TO -
CUSTOMER DRAWING				SCALE NTS	SHEET 3 OF 3	REV C	

## X-ON Electronics

Largest Supplier of Electrical and Electronic Components

*Click to view similar products for [Circular MIL Spec Backshells](#) category:*

*Click to view products by [TE Connectivity](#) manufacturer:*

Other Similar products are found below :

[5M2920-3CW](#) [60-036152-022](#) [610HS012M15](#) [M28840/504WA](#) [M28840/805WB](#) [M28840/809WA](#) [M28840/815WA](#) [M28840/816WA](#)  
[627AS017M14](#) [627MA124M14S](#) [655HS002NF11](#) [CW3899-000](#) [M85049/10-134S](#) [M85049/10-17S](#) [M85049/10-33S](#) [M85049/10-94W](#)  
[M85049/11-28N](#) [M85049/11-37N](#) [M85049/11-53N](#) [M85049/11-63N](#) [M85049/120-14W](#) [M85049/124-23W](#) [M85049/1720N04B](#)  
[M85049/1821W05C](#) [M85049/1825W06C](#) [M85049/1919N05](#) [M85049/23-74W](#) [M85049/24-71N](#) [M85049/25-47N](#) [M85049/25-94W](#)  
[M85049/27S12N](#) [M85049/39-11S](#) [M85049/39-17S](#) [M85049/39-9S](#) [M85049/6-10B](#) [M85049/6-19N](#) [M85049/6-20B](#) [M85049/77-20W04](#)  
[M85049/78-11N03](#) [M85049/78-15W02](#) [M85049/78-17N04](#) [M85049/78-19N05](#) [M85049/79-19N07](#) [M85049/79-25N04](#) [M85049/82-18N02](#)  
[M85049/82-22P02](#) [M85049/83-10W03](#) [M85049/84-20N03](#) [M85049/8-48N](#) [M85049/85-24N01](#)