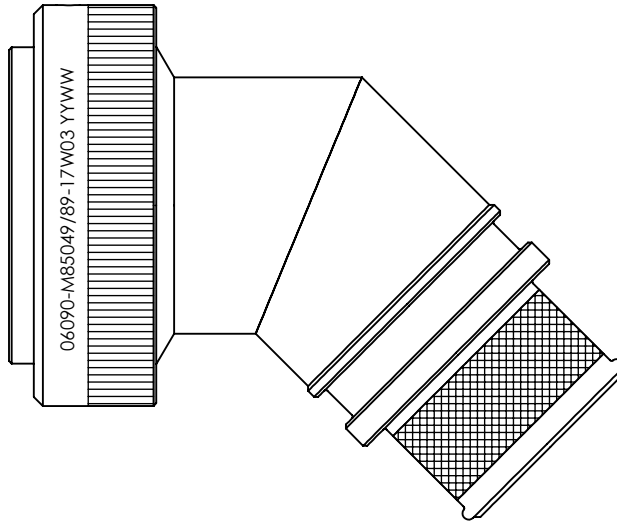


REVISIONS



## SELF-LOCKING SHIELD BAND TERMINATION SHRINK BOOT ACCOMMODATION 45° ADAPTOR

1. THIS PRODUCT IS DESIGNED TO TERMINATE A BRAIDED CABLE SHIELD AND A HEAT SHRINKABLE LIPPED BOOT TO A CONNECTOR, AND DESIGNED TO MEET REQUIREMENTS OF AS85049/89.
2. ALL COMPONENTS SHALL BE PACKAGED AND SUPPLIED IN A PLASTIC BAG AND LABELED WITH M85049/89 DESIGNATION. e.g. M85049/89-17W03
3. THIS ADAPTOR MATES TO CONNECTOR MIL-DTL-38999 SERIES III & IV.
4. PART SUPPLIED WITH STANDARD DETENTED SELF-LOCKING WHICH PROVIDES A POSITIVE AUDIBLE DETENTED COUPLING.
5. CATEGORY 3B - MEDIUM DUTY - NON-ENVIRONMENTAL
6. FOR MATERIALS AND PLATING FINISHES INFORMATION REFER TO R85049.  
FOR ALTERNATIVE MATERIALS AND PLATING FINISHES CONTACT TE CONNECTIVITY.

RELEASED FOR PUBLICATION

ALL RIGHTS RESERVED.

THIS DRAWING IS UNPUBLISHED.

© COPYRIGHT 20 BY

DIMENSIONS: INCHES	DWN: N.HAWKINS	10/06/2019	MATERIAL: SEE P/N BREAKDOWN	FINISH: SEE P/N BREAKDOWN
	CHK: R.STYLES	14/06/2019	<b>STE</b> TE Connectivity	
TOLERANCES UNLESS OTHERWISE SPECIFIED:  GENERAL TOL LINEAR ±.01" ANGULAR ±1°	APVD: M.PAUL	27/06/2019	PART NUMBER: R85049/89 SERIES	
	PRODUCT SPEC: -		NAME: Connector Accessories, Electrical, Backshell, 45 DEG, Self-Locking, Shield Band Termination (RFI/EMI), Shrink Boot Accommodation, Category 3B	
	APPLICATION SPEC: -		SIZE: A4	CAGE CODE: 06090
	WEIGHT:		DRAWING NO: C-P45767	RESTRICTED TO
	CUSTOMER DRAWING		SCALE: 1.5:1	SHEET: 1 OF 2
				REV: BA

REVISIONS

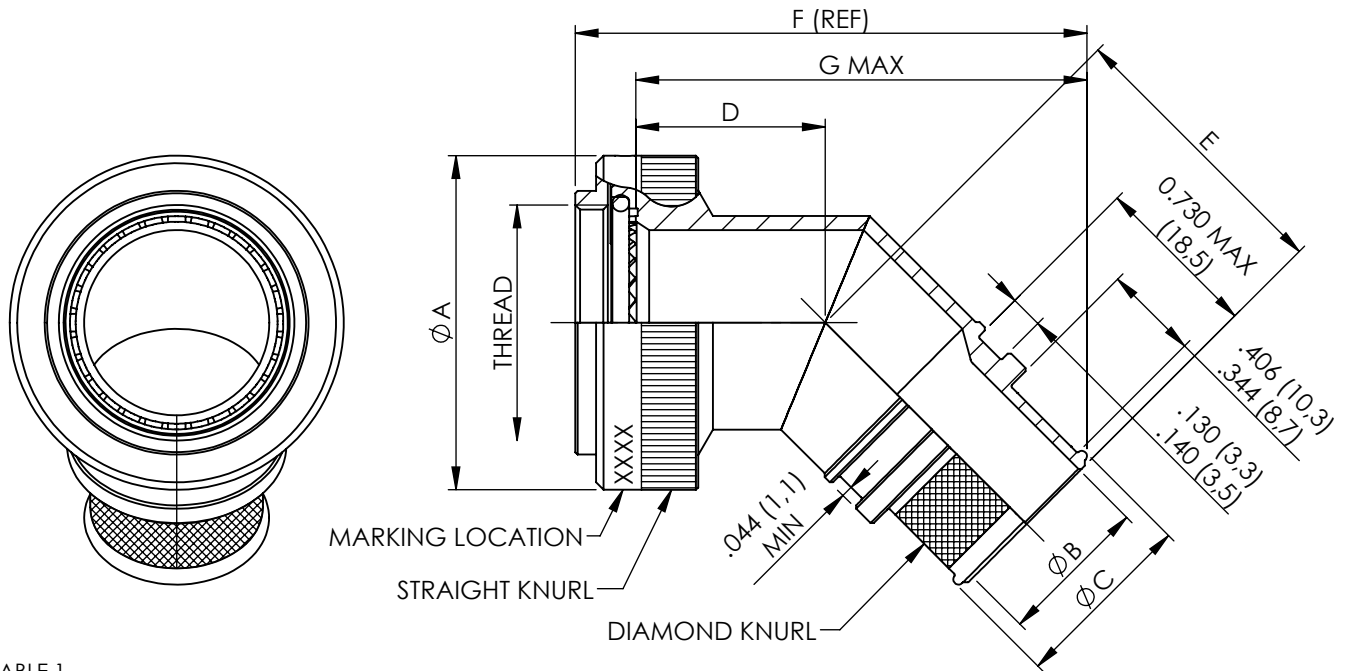


TABLE 1

ACCESSORY SHELL SIZE	SHELL SIZE CODE	THREAD	A MAX DIA	B DIA ±.010 ENTRY SIZE		C DIA REF		D MAX	E MAX	G MAX		F (REF)	
				02	03	02	03			02	03	02	03
09	A	M12 x 1.0	.858 (21.79)	N/A	.250 (6.35)	N/A	.395 (10.03)	1.01 (25.7)	1.16 (29.5)	N/A	1.970 (50.0)	N/A	2.218 (56.3)
11	B	M15 x 1.0	.984 (24.99)	N/A	.312 (7.92)	N/A	.457 (11.61)	1.03 (26.2)	1.19 (30.2)	N/A	2.033 (51.6)	N/A	2.281 (57.9)
13	C	M18 x 1.0	1.157 (29.39)	.312 (7.92)	.438 (11.13)	.457 (11.61)	.583 (14.81)	1.06 (26.9)	1.21 (30.7)	2.007 (52.8)	2.122 (53.9)	2.325 (59.1)	2.370 (60.2)
15	D	M22 x 1.0	1.279 (32.49)	.438 (11.13)	.562 (14.27)	.583 (14.81)	.707 (17.96)	1.08 (27.4)	1.24 (31.5)	2.163 (54.9)	2.207 (56.1)	2.411 (61.2)	2.455 (62.4)
17	E	M25 x 1.0	1.406 (35.71)	.500 (12.70)	.625 (15.88)	.645 (16.38)	.770 (19.56)	1.11 (28.2)	1.26 (32.0)	2.229 (56.6)	2.273 (57.7)	2.477 (62.9)	2.521 (64.0)
19	F	M28 x 1.0	1.516 (38.51)	.625 (15.88)	.750 (19.05)	.770 (19.56)	.895 (22.73)	1.12 (28.4)	1.27 (32.3)	2.290 (58.2)	2.334 (59.3)	2.538 (64.5)	2.582 (65.6)
21	G	M31 x 1.0	1.621 (41.71)	.625 (15.88)	.812 (20.62)	.770 (19.56)	.957 (24.31)	1.15 (29.2)	1.30 (33.0)	2.341 (59.5)	2.408 (61.2)	2.589 (65.8)	2.656 (67.5)
23	H	M34 x 1.0	1.768 (44.91)	.688 (17.48)	.938 (23.83)	.829 (21.06)	1.083 (27.51)	1.17 (29.7)	1.33 (33.8)	2.404 (61.1)	2.493 (63.3)	2.652 (67.4)	2.741 (69.6)
25	J	M37 x 1.0	1.889 (47.98)	.750 (19.05)	1.000 (25.40)	.895 (22.73)	1.145 (29.08)	1.20 (30.5)	1.35 (34.3)	2.471 (62.8)	2.559 (65.0)	2.719 (69.1)	2.807 (71.3)

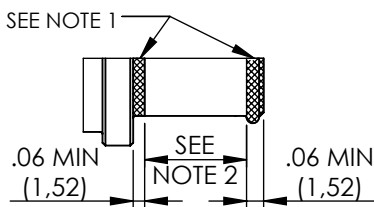
METRIC EQUIVALENTS ARE IN PARENTHESIS AND ARE GIVEN FOR GENERAL INFORMATION ONLY

TABLE 2

CODE	FINISH
N	ELECTROLESS NICKEL (96HRS SALT SPRAY RESISTANCE)
W	CADMIUM OLIVE DRAB OVER ELECTROLESS NICKEL (1000HRS SALT SPRAY RESISTANCE)
Z	ZINC NICKEL BLACK PASSIVATE OVER ELECTROLESS NICKEL (1000HRS SALT SPRAY RESISTANCE)
P	CADMIUM OLIVE DRAB OVER ELECTROLESS NICKEL (SELECTIVE PLATING)

NOTES FOR SELECTIVE PLATING: -  
 1. CADMIUM/NICKEL INTERFACE SHALL BE COATED WITH POLYSULFIDE SEALANT.  
 2. AREA FREE OF CADMIUM.

SELECTIVE PLATING



BASIC PART NUMBER \_\_\_\_\_  
 SPECIFICATION SHEET \_\_\_\_\_  
 CONFIGURATION \_\_\_\_\_  
 - (DASH) FOR SELF-LOCKING \_\_\_\_\_  
 CONNECTOR SHELL SIZE (TABLE 1) \_\_\_\_\_  
 FINISH (TABLE 2) \_\_\_\_\_  
 ENTRY SIZE (TABLE 1) \_\_\_\_\_


R85049/89-17W03

RELEASED FOR PUBLICATION

ALL RIGHTS RESERVED.

THIS DRAWING IS UNPUBLISHED.

© COPYRIGHT 20 BY

DIMENSIONS: INCHES	DWN: N.HAWKINS	10/06/2019	MATERIAL: SEE P/N BREAKDOWN	FINISH: SEE P/N BREAKDOWN				
	CHK: R.STYLES	14/06/2019	 TE Connectivity					
TOLERANCES UNLESS OTHERWISE SPECIFIED:	APVD: M.PAUL	27/06/2019			PART NUMBER:	R85049/89 SERIES		
GENERAL TOL LINEAR ±.01" ANGULAR ±1°	PRODUCT SPEC:	-	NAME: Connector Accessories, Electrical, Backshell, 45 DEG, Self-Locking, Shield Band Termination (RFI/EMI), Shrink Boot Accommodation, Category 3B					
	APPLICATION SPEC:	-	SIZE	CAGE CODE	DRAWING NO	RESTRICTED TO		
	WEIGHT:		A4	06090	©=P45767			
	CUSTOMER DRAWING		SCALE	1.25:1	SHEET	2 OF 2	REV	BA

## X-ON Electronics

Largest Supplier of Electrical and Electronic Components

*Click to view similar products for [Circular MIL Spec Backshells](#) category:*

*Click to view products by [TE Connectivity](#) manufacturer:*

Other Similar products are found below :

[5M2920-3CW](#) [60-036152-022](#) [610HS012M15](#) [M28840/504WA](#) [M28840/805WB](#) [M28840/809WA](#) [M28840/815WA](#) [M28840/816WA](#)  
[627AS017M14](#) [627MA124M14S](#) [655HS002NF11](#) [CW3899-000](#) [M85049/10-134S](#) [M85049/10-17S](#) [M85049/10-33S](#) [M85049/10-94W](#)  
[M85049/11-28N](#) [M85049/11-37N](#) [M85049/11-53N](#) [M85049/11-63N](#) [M85049/120-14W](#) [M85049/124-23W](#) [M85049/1720N04B](#)  
[M85049/1821W05C](#) [M85049/1825W06C](#) [M85049/1919N05](#) [M85049/23-74W](#) [M85049/24-71N](#) [M85049/25-47N](#) [M85049/25-94W](#)  
[M85049/27S12N](#) [M85049/39-11S](#) [M85049/39-17S](#) [M85049/39-9S](#) [M85049/6-10B](#) [M85049/6-19N](#) [M85049/6-20B](#) [M85049/77-20W04](#)  
[M85049/78-11N03](#) [M85049/78-15W02](#) [M85049/78-17N04](#) [M85049/78-19N05](#) [M85049/79-19N07](#) [M85049/79-25N04](#) [M85049/82-18N02](#)  
[M85049/82-22P02](#) [M85049/83-10W03](#) [M85049/84-20N03](#) [M85049/8-48N](#) [M85049/85-24N01](#)