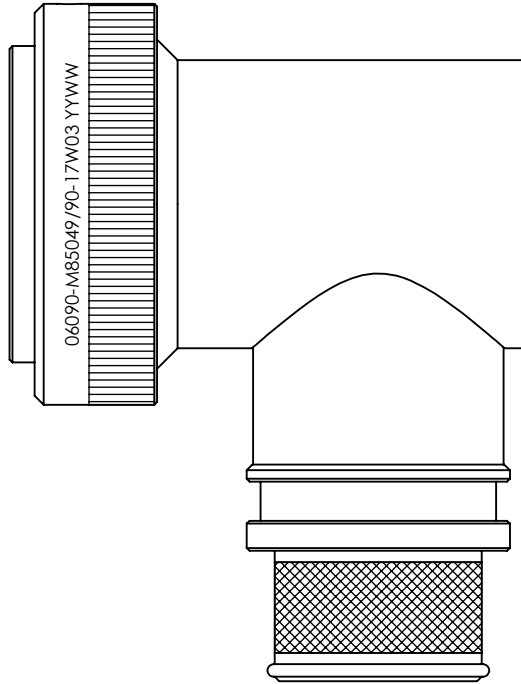


REVISIONS



SELF-LOCKING SHIELD BAND TERMINATION SHRINK BOOT ACCOMMODATION 90° ADAPTOR

1. THIS PRODUCT IS DESIGNED TO TERMINATE A BRAIDED CABLE SHIELD AND A HEAT SHRINKABLE LIPPED BOOT TO A CONNECTOR, AND DESIGNED TO MEET REQUIREMENTS OF AS85049/90.
2. ALL COMPONENTS SHALL BE PACKAGED AND SUPPLIED IN A PLASTIC BAG AND LABELED WITH M85049/90 DESIGNATION. e.g. M85049/90-17W03
3. THIS ADAPTOR MATES TO CONNECTOR MIL-DTL-38999 SERIES III & IV.
4. PART SUPPLIED WITH STANDARD DETENTED SELF-LOCKING WHICH PROVIDES A POSITIVE AUDIBLE DETENTED COUPLING.
5. CATEGORY 3B - MEDIUM DUTY - NON-ENVIRONMENTAL
6. FOR MATERIALS AND PLATING FINISHES INFORMATION REFER TO R85049.
FOR ALTERNATIVE MATERIALS AND PLATING FINISHES CONTACT TE CONNECTIVITY.

RELEASED FOR PUBLICATION

ALL RIGHTS RESERVED.

THIS DRAWING IS UNPUBLISHED.

© COPYRIGHT 20 BY

DIMENSIONS: INCHES	DWN: N.HAWKINS	10/06/2019	MATERIAL: SEE P/N BREAKDOWN	FINISH: SEE P/N BREAKDOWN	
TOLERANCES UNLESS OTHERWISE SPECIFIED: GENERAL TOL LINEAR ±.01" ANGULAR ±1°	CHK: R.STYLES	14/06/2019	STE TE Connectivity		
	APVD: M.PAUL	27/06/2019	PART NUMBER: R85049/90 SERIES		
	PRODUCT SPEC: -	NAME: Connector Accessories, Electrical, Backshell, 90 DEG, Self-Locking, Shield Band Termination (RFI/EMI), Shrink Boot Accommodation, Category 3B			
	APPLICATION SPEC: -	SIZE	CAGE CODE	DRAWING NO	RESTRICTED TO
	WEIGHT:	A4	06090	©=P45768	
CUSTOMER DRAWING			SCALE 1.5:1	SHEET 1 OF 2	REV BA

REVISIONS

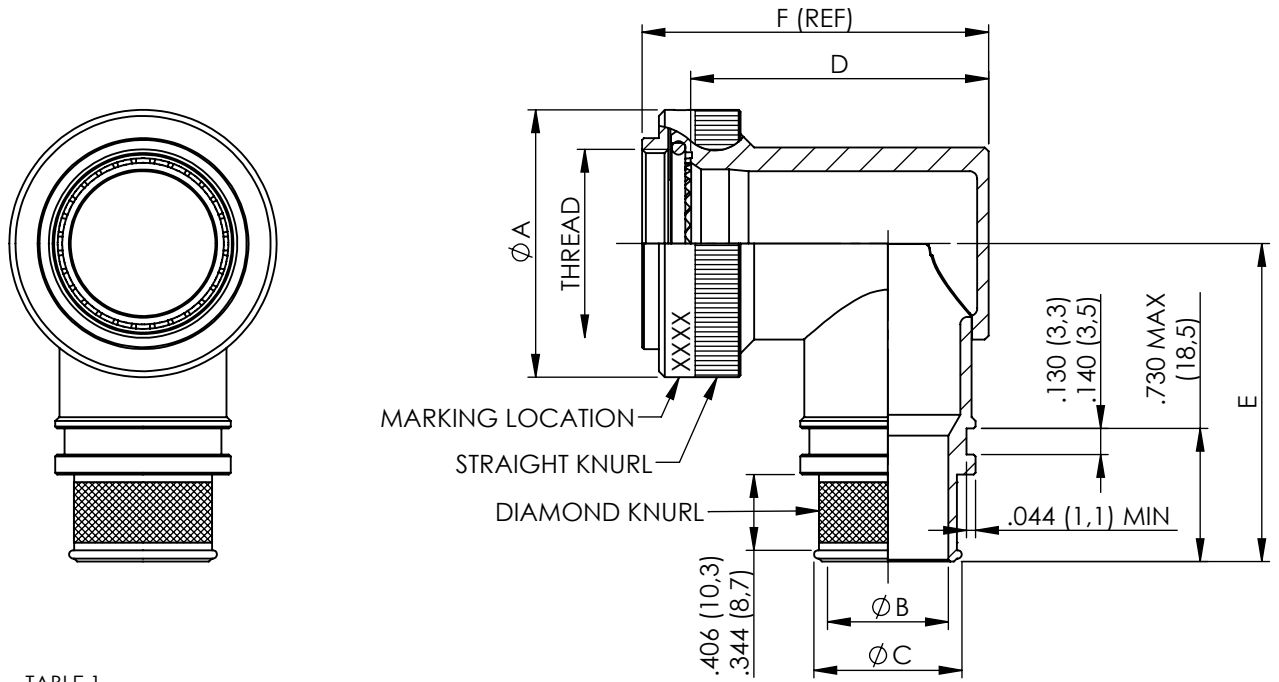


TABLE 1

ACCESSORY SHELL SIZE	SHELL SIZE CODE	THREAD	A MAX DIA	B DIA ±.010 ENTRY SIZE		C DIA REF		D MAX	E MAX	F (REF)
				02	03	02	03			
09	A	M12 x 1.0	.858 (21,79)	N/A	.250 (6,35)	N/A	.395 (10,03)	1.375 (34,93)	1.417 (35,99)	1.623 (41,22)
11	B	M15 x 1.0	.984 (24,99)	N/A	.312 (7,92)	N/A	.457 (11,61)	1.437 (36,50)	1.480 (37,59)	1.685 (42,80)
13	C	M18 x 1.0	1.157 (29,39)	.312 (7,92)	.438 (11,13)	.457 (11,61)	.583 (14,81)	1.562 (39,67)	1.553 (39,45)	1.810 (45,97)
15	D	M22 x 1.0	1.279 (32,49)	.438 (11,13)	.562 (14,27)	.583 (14,81)	.707 (17,96)	1.687 (42,85)	16.14 (41,00)	1.935 (49,15)
17	E	M25 x 1.0	1.406 (35,71)	.500 (12,70)	.625 (15,88)	.645 (16,38)	.770 (19,56)	1.750 (44,45)	1.678 (42,62)	1.998 (50,75)
19	F	M28 x 1.0	1.516 (38,51)	.625 (15,88)	.750 (19,05)	.770 (19,56)	.895 (22,73)	1.875 (47,63)	1.773 (45,03)	2.123 (53,92)
21	G	M31 x 1.0	1.621 (41,71)	.625 (15,88)	.812 (20,62)	.770 (19,56)	.957 (24,31)	1.938 (49,23)	1.796 (45,62)	2.186 (55,52)
23	H	M34 x 1.0	1.768 (44,91)	.688 (17,48)	.938 (23,83)	.829 (21,06)	1.083 (27,51)	2.062 (52,37)	1.859 (47,22)	2.310 (58,67)
25	J	M37 x 1.0	1.889 (47,98)	.750 (19,05)	1.000 (25,40)	.895 (22,73)	1.145 (29,08)	2.125 (53,98)	1.919 (48,74)	2.373 (60,27)

METRIC EQUIVALENTS ARE IN PARENTHESIS AND ARE GIVEN FOR GENERAL INFORMATION ONLY

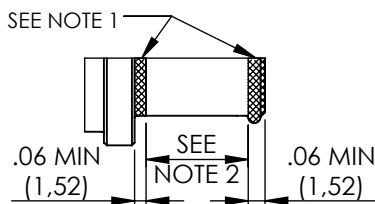
TABLE 2

CODE	FINISH
N	ELECTROLESS NICKEL (96HRS SALT SPRAY RESISTANCE)
W	CADMIUM OLIVE DRAB OVER ELECTROLESS NICKEL (1000HRS SALT SPRAY RESISTANCE)
Z	ZINC NICKEL BLACK PASSIVATE OVER ELECTROLESS NICKEL (1000HRS SALT SPRAY RESISTANCE)
P	CADMIUM OLIVE DRAB OVER ELECTROLESS NICKEL (SELECTIVE PLATING)

NOTES FOR SELECTIVE PLATING: -

1. CADMIUM/NICKEL INTERFACE SHALL BE COATED WITH POLYSULFIDE SEALANT.
2. AREA FREE OF CADMIUM.

SELECTIVE PLATING



BASIC PART NUMBER _____
 SPECIFICATION SHEET _____
 CONFIGURATION _____
 - (DASH) FOR SELF-LOCKING _____
 CONNECTOR SHELL SIZE (TABLE 1) _____
 FINISH (TABLE 2) _____
 ENTRY SIZE (TABLE 1) _____



R85049/90-17W03

RELEASED FOR PUBLICATION

ALL RIGHTS RESERVED.

THIS DRAWING IS UNPUBLISHED. BY

© COPYRIGHT 20

DIMENSIONS: INCHES	DWN: N.HAWKINS	10/06/2019	MATERIAL: SEE P/N BREAKDOWN	FINISH: SEE P/N BREAKDOWN		
	CHK: R.STYLES	14/06/2019	 TE Connectivity			
TOLERANCES UNLESS OTHERWISE SPECIFIED:	APVD: M.PAUL	27/06/2019			PART NUMBER:	R85049/90 SERIES
GENERAL TOL LINEAR ±.01" ANGULAR ±1°	PRODUCT SPEC:	-	NAME: Connector Accessories, Electrical, Backshell, 90 DEG, Self-Locking, Shield Band Termination (RFI/EMI), Shrink Boot Accommodation, Category 3B			
	APPLICATION SPEC:	-	SIZE	CAGE CODE	DRAWING NO	RESTRICTED TO
	WEIGHT:	-	A4	06090	©=P45768	-
	CUSTOMER DRAWING	SCALE 1:1		SHEET 2 OF 2	REV BA	-

X-ON Electronics

Largest Supplier of Electrical and Electronic Components

Click to view similar products for [Circular MIL Spec Backshells](#) category:

Click to view products by [TE Connectivity](#) manufacturer:

Other Similar products are found below :

[5M2920-3CW](#) [60-036152-022](#) [610HS012M15](#) [M28840/504WA](#) [M28840/805WB](#) [M28840/809WA](#) [M28840/815WA](#) [M28840/816WA](#)
[627AS017M14](#) [627MA124M14S](#) [655HS002NF11](#) [CW3899-000](#) [M85049/10-134S](#) [M85049/10-17S](#) [M85049/10-33S](#) [M85049/10-94W](#)
[M85049/11-28N](#) [M85049/11-37N](#) [M85049/11-53N](#) [M85049/11-63N](#) [M85049/120-14W](#) [M85049/124-23W](#) [M85049/1720N04B](#)
[M85049/1821W05C](#) [M85049/1825W06C](#) [M85049/1919N05](#) [M85049/23-74W](#) [M85049/24-71N](#) [M85049/25-47N](#) [M85049/25-94W](#)
[M85049/27S12N](#) [M85049/39-11S](#) [M85049/39-17S](#) [M85049/39-9S](#) [M85049/6-10B](#) [M85049/6-19N](#) [M85049/6-20B](#) [M85049/77-20W04](#)
[M85049/78-11N03](#) [M85049/78-15W02](#) [M85049/78-17N04](#) [M85049/78-19N05](#) [M85049/79-19N07](#) [M85049/79-25N04](#) [M85049/82-18N02](#)
[M85049/82-22P02](#) [M85049/83-10W03](#) [M85049/84-20N03](#) [M85049/8-48N](#) [M85049/85-24N01](#)