

Power PCB Relay RPII/2

- 2 pole 8A, 2 form C (CO) or 2 form A (NO) contacts
- 4kV/8mm coil-contact
- Twin contacts available
- RoHS compliant (Directive 2002/95/EC)

Typical applications
Domestic appliances, UPS



F0150-B

Approvals

VDE REG.-Nr. C894, UL E214024
Technical data of approved types on request

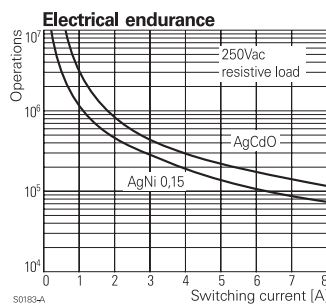
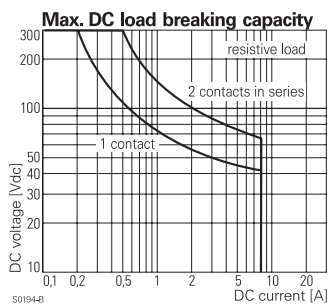
Contact Data

Contact arrangement	2 form C (CO) or 2 form A (NO)
Rated voltage	250VAC
Max. switching voltage	400VAC
Rated current	8A (UL: 10A)
Limiting making current, max 4s, duty factor 10%	14A
Breaking capacity max.	2000VA
Contact material	AgCdO, AgNi0.15
Frequency of operation, with/without load	600/72000h ⁻¹
Operate/release time typ.	9/3ms
Bounce time typ., form A/form B	2/3ms

Contact ratings

Type	Contact	Load	Cycles
IEC61810			
RP420/421	A (NO)	8A, 250VAC, resistive, 35°C	100x10 ³
RP420	A (NO)	5A, 250VAC, resistive, 70°C	30x10 ³

Mechanical endurance >20x10⁶ operations



Coil Data

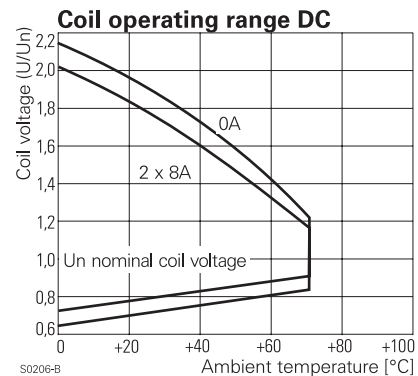
Coil voltage range	5 to 110VDC
Operative range, IEC 61810	2

Coil versions, DC coil

Coil code	Rated voltage VDC	Operate voltage VDC	Release voltage VDC	Coil resistance Ω±10% ¹⁾	Rated power mW
005	5	3.5	0.5	54	500
006	6	4.2	0.6	68	500
012	12	8.4	1.2	270	500
024	24	16.8	2.4	1100 ¹⁾	500
048	48	33.6	4.8	4400 ¹⁾	500
060	60	42.0	6.0	6540 ¹⁾	500
110	110	77.0	11.0	23100 ¹⁾	500

1) Coil resistance ±15%.

All figures are given for coil without pre-energization, at ambient temperature +20°C. Other coil voltages on request.



Insulation Data

Initial dielectric strength	
between open contacts	1000V _{rms}
between contact and coil	4000V _{rms}
between adjacent contacts	2500V _{rms}
Clearance/creepage	
between contact and coil	≥8/8mm
Material group of insulation parts	IIIa

Power PCB Relay RPII/2 (Continued)

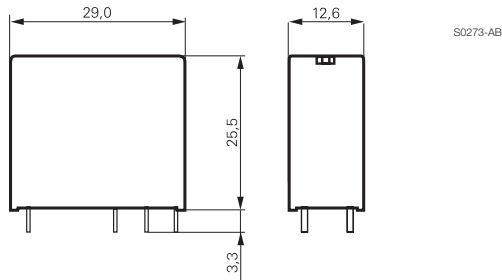
Other Data

Material compliance: EU RoHS/ELV, China RoHS, REACH, Halogen content refer to the Product Compliance Support Center at www.te.com/customersupport/rohssupportcenter

Ambient temperature	-40 to +70°C
Category of environmental protection IEC 61810	RTII - flux proof, RTIII - wash tight
Vibration resistance (functional), form A/form B, 30 to 150Hz	11/1.5g
Shock resistance (destructive)	100g
Terminal type	PCB-THT
Weight	18g
Resistance to soldering heat THT, IEC 60068-2-20	
flux proof version	270°C/10s
wash tight version	260°C/5s
Packaging/unit	tube/20 pcs., box/500 pcs.

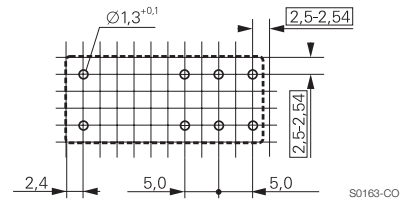
Dimensions

Dimensions in mm

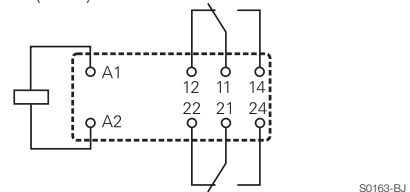


PCB layout / terminal assignment

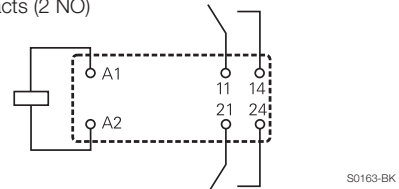
Bottom view on solder pins
Dimensions in mm



2 form C contacts (2 CO)



2 form A contacts (2 NO)



Product code structure

Typical product code **RP 4 2 0 024**

Type	RP Power PCB Relay RPII/2				
Version	4 8A, flux proof	8 8A, wash tight			
Contact arrangement	2 2 form C (2 CO)	4 2 form A (2 NO)			
Contact material	1 AgNi0.15	0 AgCdO			
Coil	Coil code: please refer to coil versions table				

Product code	Version	Contact arrangement	Contact material	Pinning	Part number
RP420006	Flux proof, 8A	2 form C (CO) contacts	AgCdO	6VDC	4-1393234-8
RP420012				12VDC	5-1393234-0
RP420024				24VDC	5-1393234-1
RP420048				48VDC	5-1393234-2
RP421012				12VDC	6-1393234-7
RP421024	Wash tight, 8A		AgNi0.15	24VDC	6-1393234-8
RP421110				110VDC	7-1393234-1
RP820012				12VDC	9-1393234-0
RP820024				24VDC	9-1393234-2
RP821012				12VDC	1393845-4
RP821024			24VDC	1393845-5	

This list represents the most common types and does not show all variants covered by this datasheet.
Other types on request

X-ON Electronics

Largest Supplier of Electrical and Electronic Components

Click to view similar products for [General Purpose Relays](#) category:

Click to view products by [TE Connectivity](#) manufacturer:

Other Similar products are found below :

[PCN-105D3MH,000](#) [59641F200](#) [LY1SAC110120](#) [5X827E](#) [5X837F](#) [5X840F](#) [5X842F](#) [5X848E](#) [LY2N-AC120](#) [LY2S-AC220/240](#) [LY2-US-AC120](#) [LY3-US-AC120](#) [LY4F-UA-DC12](#) [LY4F-UA-DC24](#) [LY4F-US-AC120](#) [LY4F-US-AC240](#) [LY4F-US-DC24](#) [LY4F-VD-AC110](#) [LYQ20DC12](#) [M115C60](#) [M115N010](#) [M115N0150](#) [6031007G](#) [603-12D](#) [61211T0B4](#) [61212T400](#) [61222Q400](#) [61243B600](#) [61243C500](#) [61243Q400](#) [61311BOA2](#) [61311BOA6](#) [61311BOA8](#) [61311C0A2](#) [61311COA1](#) [61311COA6](#) [61311F0A2](#) [61311QOA1](#) [61311QOA4](#) [61311T0D6](#) [61311TOA6](#) [61311TOA7](#) [61311TOB3](#) [61311TOB4](#) [61311U0A6](#) [61312Q600](#) [61312T400](#) [61312T600](#) [61313U200](#) [61313U400](#)