

Power PCB Relay RT1 sensitive

- 1 pole 10A, 1 form C (CO) or 1 form A (NO) contact
- Highly sensitive version, coil power 250mW
- 5kV/10mm coil-contact
- Reinforced insulation
- Ambient temperature 85°C

Typical applications
Domestic appliances, heating control.

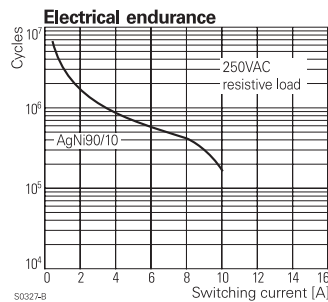
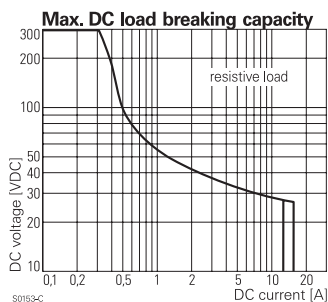


Mechanical endurance >30x10⁶ operations

Approvals
VDE Cert. No. 40007571, UL E214025, cCSAus 1142018
Technical data of approved types on request.

Contact Data	
Contact arrangement	1 form C (CO) or 1 form A (NO)
Rated voltage	250VAC
Max. switching voltage	400 VAC
Rated current	10A
Limiting making current; max. 4s, duty factor 10%	15A
Breaking capacity	2500VA
Contact material	AgNi 90/10
Frequency of operation; with/without load	3000/72000h ⁻¹
Operate/release time max.	10/8ms
Bounce time max.; form A/form B	4/9ms

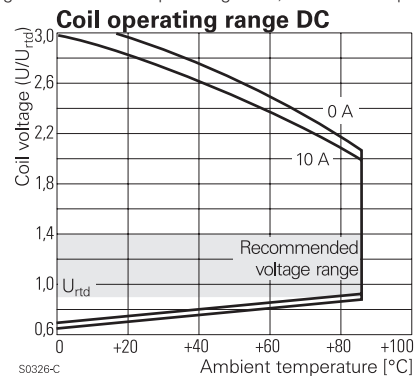
Contact ratings			
Type	Contact	Load	Cycles
IEC 61810			
RT17*	A (NO)	10A, 250VAC resistive, 85°C	100x10 ³
RTB7*	A (NO)	10A, 250VAC resistive, 85°C	50x10 ³
UL 508			
RT17*	C (CO)	10A, 250VAC, general purpose, 85°C	6x10 ³
RT17*	A/B (NO/NC)	10A, 250VAC, general purpose, 40°C	30x10 ³
RT174	A/B (NO/NC)	B300, 40°C	6x10 ³
RT174	A (NO)	R150, 40°C	6x10 ³
RT174	B (NC)	1/2hp, 240VAC, 40°C	1x10 ³
RT174	A (NO)	3/4hp, 240VAC, 40°C	1x10 ³
EN60730-1			
RT174	A (NO)	6(4)A, 250VAC, 85°C	100x10 ³



Coil Data	
Coil voltage range	5 to 60VDC
Operative range, IEC 61810	2
Coil insulation system according UL	class F

Coil versions, DC coil					
Coil code	Rated voltage VDC	Operate voltage VDC	Release voltage VDC	Coil resistance Ω±10% ¹⁾	Rated coil power mW
005	5	3.7	0.5	100	250
006	6	4.5	0.6	144	250
009	9	6.8	0.9	312	260
012	12	9.0	1.2	576	250
024	24	18.0	2.4	2304	250
048	48	36.0	4.8	9216	250
060	60	45.0	6.0	12857 ¹⁾	280

1) Coil resistance ±12%.
All figures are given for coil without pre-energization, at ambient temperature +23°C.



Other coil voltages on request.

Insulation Data	
Initial dielectric strength	
between open contacts	1000V _{rms}
between contact and coil	5000V _{rms}
Clearance/creepage	
between contact and coil	≥10/10mm
Material group of insulation parts	IIla
Tracking index of relay base	PTI 250V

Power PCB Relay RT1 sensitive (Continued)

Other Data

Material compliance: EU RoHS/ELV, China RoHS, REACH, Halogen content refer to the Product Compliance Support Center at www.te.com/customer-support/rohssupportcenter

Ambient temperature	-40 to 85°C
Category of environmental protection	IEC 61810
	RTII - flux proof, RTIII - wash tight
Vibration resistance (functional), form A/form B contact, 30 to 500Hz	20g/5g
Shock resistance (destructive)	100g
Terminal type	PCB-THT, plug-in
Weight	14g
Resistance to soldering heat THT, IEC 60068-2-20	
RTII	270°C/10s
RTIII	260°C/5s
Packaging/unit	tube/20 pcs., box/500 pcs.

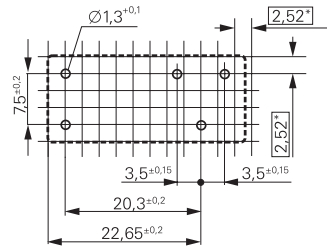
Accessories

For details see datasheet [Accessories Industrial Power Relay RT](#)
NOTE: indicated contact ratings and electrical endurance data for direct wiring of relays (according IEC 61810-1); for relays mounted on sockets deratings may apply.

PCB layout / terminal assignment

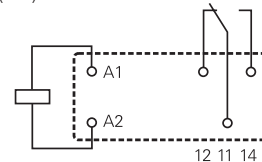
Bottom view on solder pins

10A, pinning 3.5mm

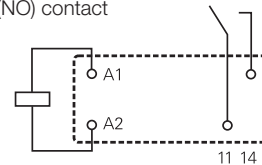


*) With the recommended PCB hole sizes a grid pattern from 2.5mm to 2.54mm can be used.

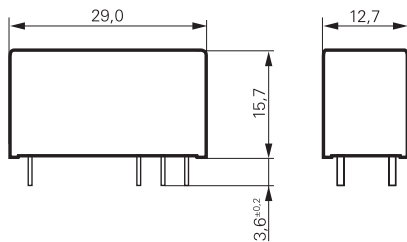
1 form C (CO) contact



1 form A (NO) contact



Dimensions



Product code structure

Typical product code **RT 1 7 4 012**

Type	RT Power PCB Relay RT1 sensitive				
Version	1 10A, pinning 3.5mm, flux proof	B 10A, pinning 3.5mm, wash tight			
Contact configuration	7 1 form C (CO) contact	8 1 form A (NO) contact			
Contact material	4 AgNi 90/10	5 AgNi 90/10 gold plated			
Coil	Coil code: please refer to coil versions table				

Product code	Version	Contacts	Contact material	Coil	Part number
RT174005	Flux proof	1 form C (CO)	AgNi 90/10	5VDC	3-1393239-6
RT174009				9VDC	9-1419143-5
RT174012				12VDC	3-1393239-8
RT174024				24VDC	3-1393239-9
RT175024			AgNi 90/10 gold pl.	24VDC	4-1393239-4
RT184005		1 form A (NO)	AgNi 90/10	5VDC	4-1393239-5
RT184012				12VDC	4-1393239-7
RT184024				24VDC	4-1393239-9
RTB84009	Wash tight			9VDC	4-1393238-7
RTB84012				12VDC	1415536-4

This list represents the most common types and does not show all variants covered by this datasheet. Other types on request.

X-ON Electronics

Largest Supplier of Electrical and Electronic Components

Click to view similar products for [General Purpose Relays](#) category:

Click to view products by [TE Connectivity](#) manufacturer:

Other Similar products are found below :

[PCN-105D3MH,000](#) [59641F200](#) [5JO-1000CD-SIL](#) [LY1SAC110120](#) [5X827E](#) [5X837F](#) [5X840F](#) [5X842F](#) [5X848E](#) [LY2N-AC120](#) [LY2S-AC220/240](#) [LY2-US-AC120](#) [LY3-US-AC120](#) [LY4F-UA-DC12](#) [LY4F-UA-DC24](#) [LY4F-US-AC120](#) [LY4F-US-AC240](#) [LY4F-US-DC24](#) [LY4F-VD-AC110](#) [LYQ20DC12](#) [M115C60](#) [M115N010](#) [M115N0150](#) [6031007G](#) [603-12D](#) [61211T0B4](#) [61212T400](#) [61222Q400](#) [61243B600](#) [61243C500](#) [61243Q400](#) [61311BOA2](#) [61311BOA6](#) [61311BOA8](#) [61311C0A2](#) [61311COA1](#) [61311COA6](#) [61311F0A2](#) [61311QOA1](#) [61311QOA4](#) [61311T0D6](#) [61311TOA6](#) [61311TOA7](#) [61311TOB3](#) [61311TOB4](#) [61311U0A6](#) [61312Q600](#) [61312T400](#) [61312T600](#) [61313U200](#)