

Power PCB Relay RTH 105°C 16A

- 1 pole 16 A, 1 CO or 1 NO contact
- Ambient temperature 105°C
- Sensitive coil 400 mW
- 5 kV / 10 mm coil-contact
- Reinforced insulation
- WG version: Product in accordance to IEC60335-1



F0220-D

Applications

Oven control, cooking plate control

Approvals

VDE REG.-Nr. 6106, cULus E214025, cSPUS 14385
 Technical data of approved types on request

Contact data

Contact configuration	1 CO or 1 NO
Contact set	single contact
Type of interruption	micro disconnection
Rated voltage / max. switching voltage AC	250 / 400 VAC
Rated current	16 A ¹⁾
Limiting continuous current NO/NC contact	16 / 25 A
Maximum breaking capacity AC	4000 VA
Limiting making capacity, max 4 s, duty factor 10%	30 A
Contact material	AgNi 90/10
Rated frequency of operation with / without load	6 / 1200 min ⁻¹
Operate- / release time	max 8 / 6 ms
Bounce time NO / NC contact	max 4 / 6 ms

Contact ratings

Type	Contact Load	Ambient temp. [°C]	Cycles
IEC 61810			
RTH14 NO	10 A, 250 VAC, cosφ=1	105°C	150x10 ³
RTH14 CO	16 A, 250 VAC, cosφ=1	105°C	10x10 ³
RTH14 NC	26 A, 250 VAC, cosφ=1	85°C	500
RTH34 NO	10 A, 400 VAC, cosφ=1	105°C	150x10 ³
RTHH4 NO	10 A, 250 VAC, cosφ=1	105°C	250x10 ³
UL 508			
RTH14 NO / NC	16 A, 250 VAC, resistive	105°C	30x10 ³
RTH34 NO	20 A, 250 VAC, general purpose	105°C	6x10 ³

Coil data

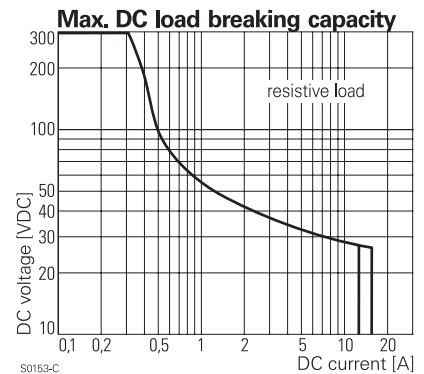
Rated coil voltage range DC coil	5...60 VDC
Operative voltage range, % of rated coil voltage	90 - 110 %
Coil insulation system according UL1446	class F

Coil versions, DC-coil

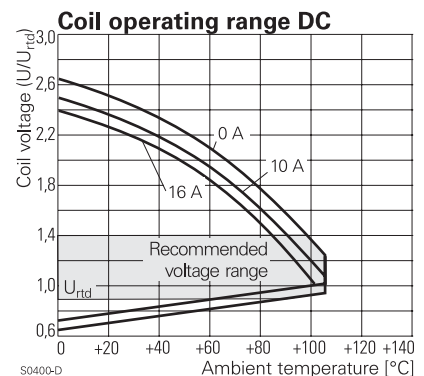
Coil code	Rated voltage VDC	Operate voltage VDC	Release voltage VDC	Coil resistance Ω	Rated coil power mW
009	9	6.3	0.9	203±10%	399 ¹⁾
012	12	8.4	1.2	360±10%	400 ¹⁾
024	24	16.8	2.4	1440±10%	400 ¹⁾

All figures are given for coil without preenergization, at ambient temperature +23°C
 Other coil voltages on request

¹⁾ Continuous thermal load > 10 A at 105°C requires reduction of coil power to 64% of rated power after 100 ms



S0153-C



S0400-D

Power PCB Relay RTH 105°C 16A (Continued)

Insulation

Dielectric strength coil-contact circuit	5000 V _{rms}
open contact circuit	1000 V _{rms}
Clearance / creepage coil-contact circuit	≥ 10 / 10 mm
Material group of insulation parts	IIIa
Tracking index of relay base	PTI 250 V
Insulation to IEC 61810-1	
Type of insulation coil-contact circuit	reinforced
open contact circuit	micro disconnection
Rated insulation voltage	250 V
Pollution degree	3
Rated voltage system	240 V
Overvoltage category	III

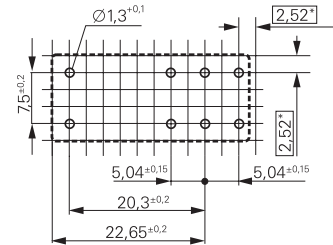
Other data

Mechanical endurance	> 30 x 10 ⁶ cycles
Material	RoHS - Directive 2002/95/EC compliant as per product date code 0413
Resistance to heat and fire, WG version	according EN60335, par30.
Environment	
Ambient temperature range	-40...+105°C
Vibration resistance (function) NO / NC contact	20 / 5 g, 30 ... 150 Hz
Shock resistance (destruction)	100 g
Category of protection	RTII - flux proof
Processing	
Mounting	pcb
Mounting distance	≥ 0 mm
Resistance to soldering heat flux-proof version	270 °C / 10 s
Relay weight	14 g
Packaging unit	20 / 500 pcs

PCB layout / terminal assignment

Bottom view on solder pins

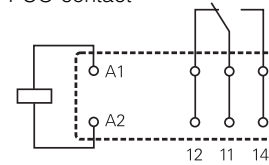
16 A, pinning 5 mm



S0418-CA

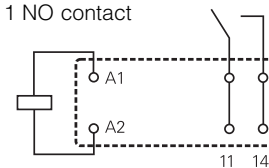
*) With the recommended PCB hole sizes a grid pattern from 2.5 mm to 2.54 mm can be used.

1 CO contact



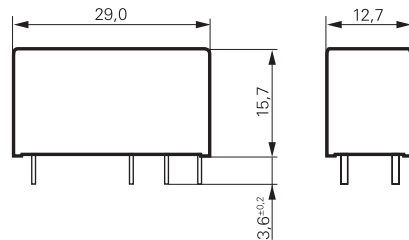
S0163-BE

1 NO contact



S0163-BF

Dimensions



S0272-BA

Product key

Typical product key

RT H 3 4 012 WG

Type

RT Power PCB Relay RTH 105°C 16A

Version

H 16 A, pinning 5 mm, 105°C

Contact configuration

1 1 CO contact (1 form C)

3 1 NO contact (1 form A)

H 1 NO contact "High Performance" (1 form A)

Contact material

4 AgNi 90/10

Coil

Coil code: please refer to coil versions table

Version

Blank Standard version

WG Product in accordance with IEC 60335-1 (domestic appliances)

Product key	Version	Contacts	Contact material	Coil	Part number
RTH14012	16 A, 105°C	1 CO contact	AgNi 90/10	12 VDC	8-1415006-1
RTH34012	pinning 5mm	1 NO contact			9-1415006-1
RTHH4012	flux proof	1 NO high perform.			8-1415047-1
RTH14012WG	16 A, 105°C	1 CO contact			1-1415538-1
RTH34012WG	pinning 5mm	1 NO contact			1-1415536-9
RTH14024WG	flux proof	1 CO contact		24 VDC	9-1415535-4
RTH34024WG	IEC 60335-1	1 NO contact			2-1415536-0

X-ON Electronics

Largest Supplier of Electrical and Electronic Components

Click to view similar products for [General Purpose Relays](#) category:

Click to view products by [TE Connectivity](#) manufacturer:

Other Similar products are found below :

[APF30318](#) [JVN1AF-4.5V-F](#) [PCN-105D3MHZ](#) [5JO-10000S-SIL](#) [5JO-1000CD-SIL](#) [5JO-400CD-SIL](#) [LY2S-AC220/240](#) [LYQ20DC12](#)
[6031007G](#) [6131406HQ](#) [6-1393099-3](#) [6-1393099-8](#) [6-1393122-4](#) [6-1393123-2](#) [6-1393767-1](#) [6-1393843-7](#) [6-1415012-1](#) [6-1419102-2](#) [6-](#)
[1423698-4](#) [6-1608051-6](#) [6-1608067-0](#) [6-1616170-6](#) [6-1616248-2](#) [6-1616282-3](#) [6-1616348-2](#) [6-1616350-1](#) [6-1616350-8](#) [6-1616358-7](#) [6-](#)
[1616359-9](#) [6-1616360-9](#) [6-1616931-6](#) [6-1617039-1](#) [6-1617052-1](#) [6-1617090-2](#) [6-1617090-5](#) [6-1617347-5](#) [6-1617353-3](#) [6-1617801-8](#) [6-](#)
[1617802-2](#) [6-1618107-9](#) [6-1618248-4](#) [M83536/1-027M](#) [CX-4014](#) [MAHC-5494](#) [MAVCD-5419-6](#) [703XCX-120A](#) [7-1393100-5](#) [7-1393111-7](#)
[7-1393144-5](#) [7-1393767-8](#)