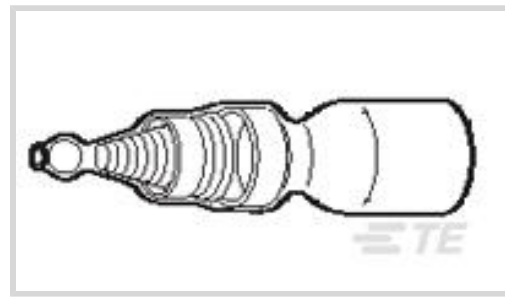




Terminals & Splices > Splices



Splice Product Type: **SolderGrip**

Terminal & Splice Type: **Splice**

Wire Size: **12 – 7.5 mm²**

Sealable: **Yes**

Features

Product Type Features

Discrete Wire Type	Stranded
Splice Product Type	SolderGrip
Sealable	Yes
Splice Type	Stub Splice
Serrated	No
Splice Barrel Type	Closed Barrel
Splice Wire/Cable Type	Stranded Wire
Insulated	Yes

Configuration Features

Number of Conductors	4
----------------------	---

Body Features

Insulation Sleeve Material	Polyvinylidene Fluoride
Weight per Piece	2.68 g
Insulation Material	Heat Shrink Radiation-Crosslinked Modified Polyvinylidene Fluoride
Splice Color	Yellow

Contact Features

Class	1 & 2
Terminal & Splice Type	Splice

Termination Features



Termination Method	Solder
--------------------	--------

Mechanical Attachment

Wire Insulation Support	With
-------------------------	------

Dimensions

Wire Size	15000 – 24000 CMA
-----------	-------------------

Splice Wire Insulation Diameter (Max)	9 mm [.35 in]
---------------------------------------	---------------

Splice Overall Length	45 mm [1.77 in]
-----------------------	-----------------

Usage Conditions

Insulation Requirement	Fully Insulated
------------------------	-----------------

Cable Temperature Rating	125 °C
--------------------------	--------

Fluid Resistance	Immersion
------------------	-----------

Operating Temperature Range	-40 – 125 °C, -40 – 125 °C [-40 – 257 °F] [-40 – 257 °F]
-----------------------------	--

Operation/Application

Heavy Duty	No
------------	----

Industry Standards

Government Qualified Splice	No
-----------------------------	----

Packaging Features

Packaging Quantity	100
--------------------	-----

Splice Packaging Method	Package
-------------------------	---------

Product Compliance

[For compliance documentation, visit the product page on TE.com>](#)

EU RoHS Directive 2011/65/EU	Not Compliant
------------------------------	---------------

EU ELV Directive 2000/53/EC	Not Compliant
-----------------------------	---------------

China RoHS 2 Directive MIIT Order No 32, 2016	Restricted Materials Above Threshold
---	--------------------------------------

EU REACH Regulation (EC) No. 1907/2006	Current ECHA Candidate List: JAN 2021 (211) Candidate List Declared Against: JAN 2021 (211) SVHC > Threshold: Pb (40% in Solder)
--	---

Article Safe Usage Statements:

Do not eat, drink or smoke when using this product. Wash thoroughly after handling. Recycle if possible and dispose of the article by following all applicable governmental regulations relevant to your geographic location.

Halogen Content	BFR/CFR/PVC Free, but Br/Cl >900 ppm in
-----------------	---

other sources.

Solder Process Capability

Not applicable for solder process capability

Product Compliance Disclaimer

This information is provided based on reasonable inquiry of our suppliers and represents our current actual knowledge based on the information they provided. This information is subject to change. The part numbers that TE has identified as EU RoHS compliant have a maximum concentration of 0.1% by weight in homogenous materials for lead, hexavalent chromium, mercury, PBB, PBDE, DBP, BBP, DEHP, DIBP, and 0.01% for cadmium, or qualify for an exemption to these limits as defined in the Annexes of Directive 2011/65/EU (RoHS2). Finished electrical and electronic equipment products will be CE marked as required by Directive 2011/65/EU. Components may not be CE marked. Additionally, the part numbers that TE has identified as EU ELV compliant have a maximum concentration of 0.1% by weight in homogenous materials for lead, hexavalent chromium, and mercury, and 0.01% for cadmium, or qualify for an exemption to these limits as defined in the Annexes of Directive 2000/53/EC (ELV). Regarding the REACH Regulation, the information TE provides on SVHC in articles for this part number is based on the latest European Chemicals Agency (ECHA) 'Guidance on requirements for substances in articles' posted at this URL: <https://echa.europa.eu/guidance-documents/guidance-on-reach>

Compatible Parts




TE Part # CJ2087-000
HL2010E-KIT-120V

Customers Also Bought



TE Part #1757824-4
AMPLIMITE,ASY,RCPT,STD,90,ZN,4



TE Part #177469-000
B-106-3632



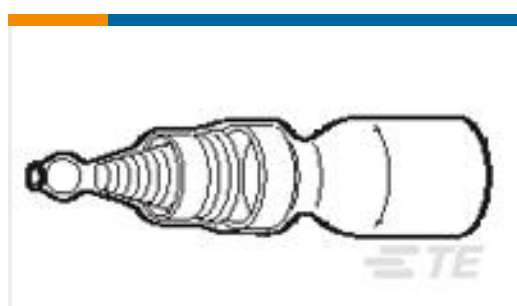
TE Part #108961-000
D-406-0003



TE Part #1-321897-3
DG 22-16 HT ALUMEL R 8



TE Part #HDP26-24-31ST
PLG, 31P, BLK, T, 16, S



TE Part #156869-000
SGRS-2




TE Part #054955-000
CWT-9001



TE Part #114163-000
CWT-9003



TE Part #219271-000
S02-15-R



TE Part #2-1617041-6
RP7633G165 = 2000-F RELAY

Documents

Product Drawings

[SGRS-4](#)

English

Datasheets & Catalog Pages

[1654025_Sec8_SGRP_SGRS-X-58_SGRS](#)

English

[Raychem Electrical Interconnect Products](#)

English

Product Specifications

[SolderSleeve Devices Specification for Commercial Wire Splices](#)

English

[Installation Procedure for Multi-Wire Butt Splice SolderSleeve Devices- Series SGRP-SGRS- Installed with Hot Air Gun](#)

English

X-ON Electronics

Largest Supplier of Electrical and Electronic Components

Click to view similar products for [Solder Sleeves & Shield Tubing](#) category:

Click to view products by [TE Connectivity](#) manufacturer:

Other Similar products are found below :

[899170-000](#) [620040N001](#) [620069N003](#) [CTA-0050-01](#) [629624-000](#) [6500750004](#) [6501390002](#) [CX0781-000](#) [696396-000](#) [697080-000](#) [D-150-0331CS2902](#) [D-181-1222-90/9CS2800](#) [D-300-01CS1108](#) [715325N001](#) [908357N001](#) [982127-1](#) [D-436-0182CS246](#) [D-436-37CS2651](#) [D-436-61CS246](#) [D-436-82-CS2621](#) [D-659-0087](#) [E53797N001](#) [CB0213-000](#) [CB0219-000](#) [S200-2-01](#) [S200-4-00CS2904](#) [LSS-81-16AA-CS5575](#) [ST18-2-00](#) [FLX40-020-04-CS8651](#) [325534-000](#) [CTA-0025](#) [D-108-07CS436](#) [D-128-0010](#) [D-141-0108CS404](#) [D-144-41CS1371](#) [D-150-0231-NRCS2896](#) [D-150-1011](#) [395947-000](#) [427243N001](#) [B-801-18-01](#) [515-9](#) [C67137-000](#) [CB0220-000](#) [D-436-0185CS1102](#) [D-436-36CS2908](#) [D-436-37CS2908](#) [D-436-52CS246](#) [D44133N001](#) [LSS-26-8A](#) [626168-000](#)