

TE CONNECTIVITY (TE) RESERVES THE RIGHT TO CHANGE THIS DRAWING AT ANYTIME. USERS SHOULD EVALUATE THE SUITABILITY OF THE PRODUCT FOR THEIR APPLICATION.	REVISION			
	LTR	DESCRIPTION	DATE	APPROVED
	C	REVISED PER ECO-15-001168	01/23/2015	I. MYONG
	C1	REVISED PER ECO-15-002628	02/18/2015	I. MYONG



CODE 40 – SPIN-LOCK ADAPTER WITH STRAIN RELIEF FITTING

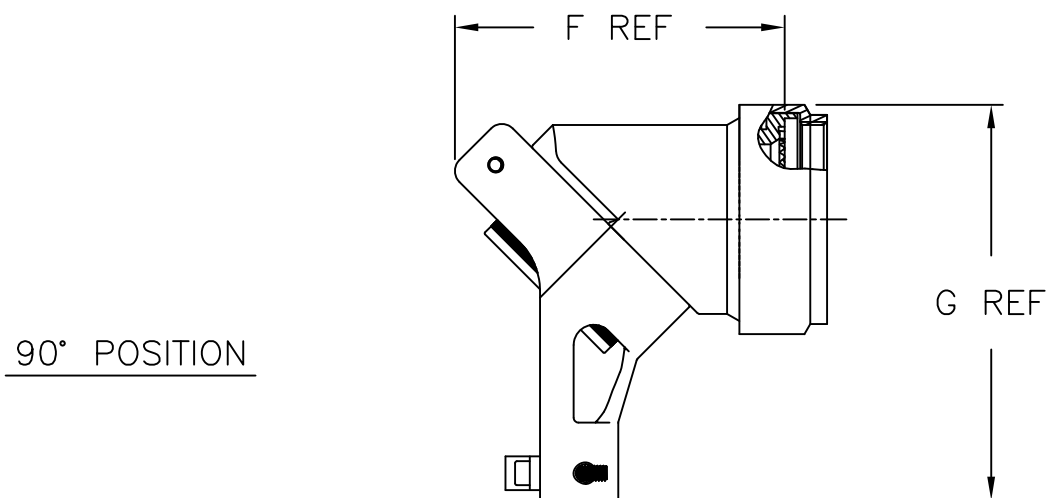
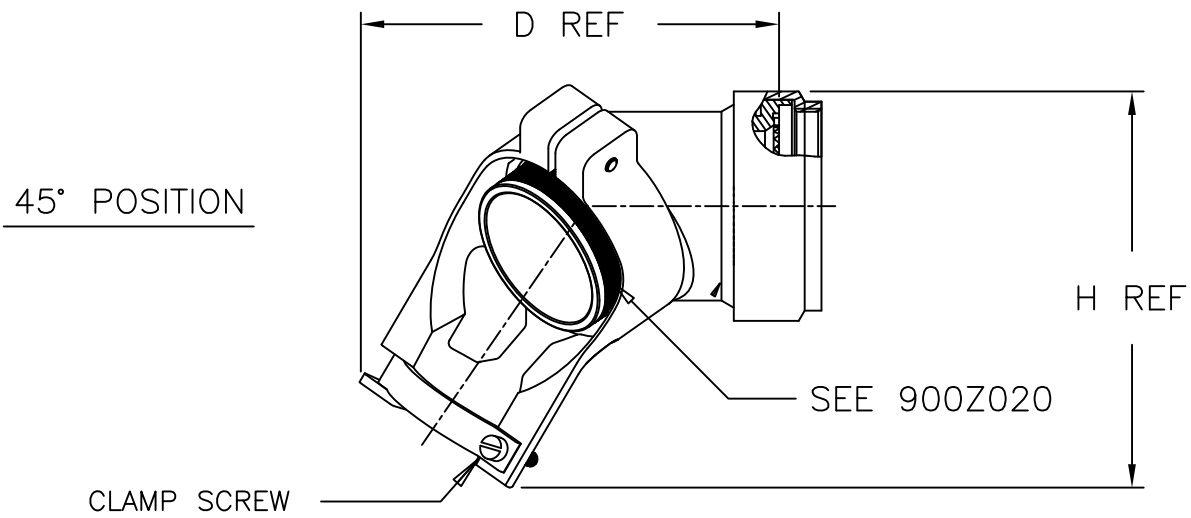
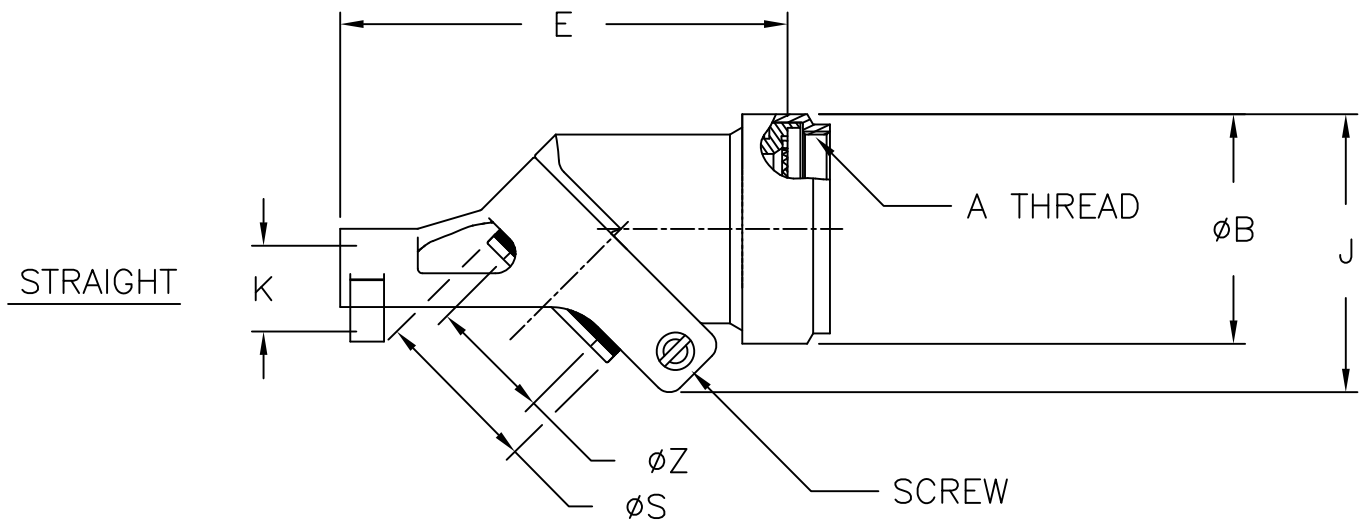
NOTES:

1. THIS PRODUCT IS DESIGNED TO TERMINATE A BRAIDED CABLE SHIELD TO A CONNECTOR AND PROVIDE STRAIN RELIEF.
2. SEE DRAWING "TR" FOR DETAIL ON TINEL-LOCK RING. RINGS ARE DESIGNED TO BE HEATED ELECTRICALLY. ALL RINGS ARE MARKED WITH THERMOCHROMIC PAINT WHICH CHANGES COLOR WHEN INSTALLATION TEMPERATURE IS REACHED.
3. ADAPTER TO BE PERMANENTLY MARKED WITH CODE IDENT. NO. AND PART NO. LESS RING DESIGNATOR (e.g. 06090-SLC40AB-1216A YYWW).
4. ADAPTER MATES TO MIL-DTL-38999, SERIES III & IV, CLASS C, F, K, AND W; D38999/20/24, /26, /40, /46, /47 CONNECTORS.
5. INSTALLATION PROCEDURE MIP-103-1.
6. PERFORMANCE SPECIFICATION MPS-103.
7. FOR ADDITIONAL ORDERING INFORMATION, REFER TO CH00-0250-019.

©2015 TE CONNECTIVITY LTD. FAMILY OF COMPANIES. ALL RIGHTS RESERVED
 TE CONNECTIVITY AND TE CONNECTIVITY (LOGO) ARE TRADEMARKS.
 OTHER LOGOS PRODUCT AND/OR COMPANY NAMES MAY BE TRADEMARKS OF THEIR RESPECTIVE OWNERS.

Raychem Adapters
 CUSTOMER DRAWING

UNLESS OTHERWISE SPECIFIED DIMENSIONS ARE IN INCHES. REFERENCE METRIC DIMENSIONS ARE IN BRACKETS [metric].	DRAWN: D. JAIN	DATE: 08/08/2011		TE Connectivity			
	CHECKED: B. WONG	DATE: 08/08/2011		TITLE: CODE 40 – SPIN-LOCK ADAPTER			
DECIMALS TOLERANCES: XXX ± .005 [0.13mm] XX ± .01 [0.25mm] X ± .1 [0.50mm] ANGLES TOLERANCE: ± 1°	APPROVED: I. MYONG	DATE: 12/11/2014					
	MATERIAL: SEE NOTES	FINISH: SEE NOTES					
SCALE: DO NOT SCALE THIS DRAWING	CAD FILE: SLC40.dwg	THIRD ANGLE PROJECTION:	SIZE: A	SHEET: 1 OF 3	CAGE CODE: 06090	DRAWING NO: SLC40	REV. C1



Raychem Adapters
CUSTOMER DRAWING



DO NOT
SCALE THIS
DRAWING

SIZE
A

CAGE
06090

SHEET
2 OF 3

DWG. NO.

SLC40

REV
C1

TABLE I

ORDER NO.	SHELL SIZE 4		AVAILABLE ENTRY SIZES (SEE TABLE III)			A THREAD CLASS 6H	ØB MAX
	COM'L	MIL	S	L	XL		
08	09	A	-	-	04	M12 x 1.0	.75 (19.05)
10	11	B	-	04	06	M15 x 1.0	.85 (21.59)
12	13	C	04	06	08	M18 x 1.0	1.00 (25.40)
14	15	D	06	08	10	M22 x 1.0	1.15 (29.21)
16	17	E	08	10	12	M25 x 1.0	1.25 (31.75)
18	19	F	10	12	14	M28 x 1.0	1.40 (35.56)
20	21	G	10	12	16	M31 x 1.0	1.50 (38.10)
22	23	H	12	14	18	M34 x 1.0	1.65 (41.91)
24	25	J	12	16	20	M37 x 1.0	1.75 (44.45)

TABLE II

ORDER NO.	D REF	E MAX	F REF	G REF	H REF	K MAX	J MAX
08	1.88 (47.8)	1.90 (48.3)	1.37 (34.8)	1.66 (42.2)	1.80 (45.7)	.234 (5.94)	1.09 (27.7)
10	2.00 (50.8)	2.05 (52.1)	1.47 (37.3)	1.83 (46.5)	1.86 (47.2)	.234 (5.94)	1.20 (30.5)
12	2.04 (51.8)	2.18 (55.4)	1.54 (39.1)	1.95 (49.5)	1.94 (49.3)	.328 (8.45)	1.26 (32.0)
14	2.30 (58.4)	2.38 (60.5)	1.79 (45.5)	2.07 (52.6)	2.11 (53.6)	.457 (11.61)	1.43 (36.3)
16	2.44 (62.0)	2.53 (64.3)	1.93 (49.0)	2.24 (56.9)	2.28 (57.9)	.614 (15.60)	1.58 (40.1)
18	2.59 (65.8)	2.76 (70.1)	2.21 (56.1)	2.47 (62.7)	2.55 (64.8)	.634 (16.10)	1.75 (44.5)
20	2.70 (68.6)	2.81 (71.4)	2.18 (55.4)	2.56 (65.0)	2.67 (67.8)	.698 (17.73)	1.89 (48.0)
22	2.89 (73.4)	3.15 (80.0)	2.29 (58.2)	2.90 (73.7)	2.96 (75.2)	.823 (20.90)	1.99 (50.5)
24	2.96 (75.2)	3.25 (82.6)	2.39 (60.7)	2.96 (75.2)	3.04 (77.2)	.853 (21.67)	2.10 (53.3)

TABLE III

ENTRY SIZE	ØS	ØZ +.010 (0.25) -.020 (0.50)
04	.376 (9.55) .370 (9.40)	.250 (6.35)
06	.501 (12.73) .495 (12.57)	.375 (9.53)
08	.626 (15.90) .619 (15.72)	.500 (12.70)
10	.752 (19.10) .742 (18.85)	.625 (15.88)
12	.877 (22.28) .867 (22.02)	.750 (18.84)
14	1.002 (25.45) .991 (25.17)	.875 (22.23)
16	1.127 (28.63) 1.116 (28.35)	1.000 (25.40)
18	1.252 (31.80) 1.241 (31.52)	1.125 (28.58)
20	1.377 (34.98) 1.366 (34.70)	1.250 (31.75)

Raychem Adapters
CUSTOMER DRAWING



DO NOT
SCALE THIS
DRAWING

SIZE
A

CAGE
06090

SHEET
3 OF 3

DWG. NO.

SLC40

REV
C1

X-ON Electronics

Largest Supplier of Electrical and Electronic Components

Click to view similar products for [Circular MIL Spec Backshells](#) category:

Click to view products by [TE Connectivity](#) manufacturer:

Other Similar products are found below :

[5M2919-3DW](#) [5M2920-3CW](#) [5M2953-1HW](#) [60-036152-022](#) [610HS012M15](#) [M28840/504WA](#) [M28840/805WB](#) [M28840/809WA](#)
[M28840/815WA](#) [M28840/816WA](#) [627AS017M14](#) [62GB5851608S](#) [655HS002NF11](#) [CW3703-000](#) [CW3899-000](#) [M85049/10-134S](#)
[M85049/10-17S](#) [M85049/10-33S](#) [M85049/10-94W](#) [M85049/11-09W](#) [M85049/11-28N](#) [M85049/11-37N](#) [M85049/11-53N](#) [M85049/11-63N](#)
[M85049/118-20W](#) [M85049/124-23W](#) [M85049/124S09W](#) [M85049/126S23W](#) [M850491712W02](#) [M85049/1720N04B](#) [M85049/1817N06](#)
[M850491819W03](#) [M85049/1821W05C](#) [M85049/1825W06C](#) [M85049/1919N05](#) [M85049/1919W04](#) [M850491919W07](#) [M85049/23-59W](#)
[M85049/23-74W](#) [M8504924-5W](#) [M85049/24-71N](#) [M85049/25-47N](#) [M85049/25-94W](#) [M85049/27S12N](#) [M8504938-13S](#) [M85049/38-19S](#)
[M85049/39-11S](#) [M85049/39-17S](#) [M85049/39-9S](#) [M85049/3W4A2](#)