



Wire Protection & Management > Interconnect Devices > SolderSleeve Shield Terminators



SolderSleeve Shield Terminator Product Type: **Shield Terminator**

Operating Temperature (Max): **175 °C**

Expanded Inside Diameter (Min): **5.95 mm [.234 in]**

Recovered Inside Diameter (Max): **1.78 mm [.07 in]**

Pre-Installed Lead: **No**

Features

Product Type Features

Splice Type	Shield Terminator
Temperature Indicator	Yes
Temperature Indicator Type	Thermochromic
SolderSleeve Shield Terminator Product Type	Shield Terminator

Configuration Features

Pre-Installed Lead	No
--------------------	----

Termination Features

Termination Method	Solder
--------------------	--------

Dimensions

Overall Length	19.1 mm[.75 in]
Dielectric Outside Diameter (Max)	1.8 mm[.07 in]
Shield Outside Diameter (Min)	3.3 mm[.13 in]
Jacket Outside Diameter	5.95 mm[.234 in]
Expanded Inside Diameter (Min)	5.95 mm[.234 in]
Recovered Inside Diameter (Max)	1.78 mm[.07 in]

Usage Conditions

Operating Temperature (Max)	175 °C
Resistance Properties	Immersion Protection

Wire Temperature (Max)	150 °C
------------------------	--------

Industry Standards

MIL/NAS Specification (MIL-S-83519, NAS-1747)	No
Government Qualified	No

Product Compliance

[For compliance documentation, visit the product page on TE.com>](#)

EU RoHS Directive 2011/65/EU	Compliant
EU ELV Directive 2000/53/EC	Compliant
China RoHS 2 Directive MIIT Order No 32, 2016	No Restricted Materials Above Threshold
EU REACH Regulation (EC) No. 1907/2006	Current ECHA Candidate List: JAN 2021 (211) Candidate List Declared Against: JAN 2021 (211) Does not contain REACH SVHC
Halogen Content	BFR/CFR/PVC Free, but Br/Cl >900 ppm in other sources.
Solder Process Capability	Not applicable for solder process capability

Product Compliance Disclaimer

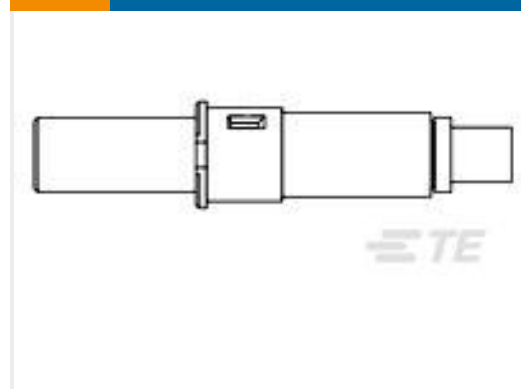
This information is provided based on reasonable inquiry of our suppliers and represents our current actual knowledge based on the information they provided. This information is subject to change. The part numbers that TE has identified as EU RoHS compliant have a maximum concentration of 0.1% by weight in homogenous materials for lead, hexavalent chromium, mercury, PBB, PBDE, DBP, BBP, DEHP, DIBP, and 0.01% for cadmium, or qualify for an exemption to these limits as defined in the Annexes of Directive 2011/65/EU (RoHS2). Finished electrical and electronic equipment products will be CE marked as required by Directive 2011/65/EU. Components may not be CE marked. Additionally, the part numbers that TE has identified as EU ELV compliant have a maximum concentration of 0.1% by weight in homogenous materials for lead, hexavalent chromium, and mercury, and 0.01% for cadmium, or qualify for an exemption to these limits as defined in the Annexes of Directive 2000/53/EC (ELV). Regarding the REACH Regulation, the information TE provides on SVHC in articles for this part number is based on the latest European Chemicals Agency (ECHA) 'Guidance on requirements for substances in articles' posted at this URL: <https://echa.europa.eu/guidance-documents/guidance-on-reach>

Compatible Parts




TE Part # CJ2087-000
[HL2010E-KIT-120V](#)

Customers Also Bought



TE Part #1445692-4
ASY,PIN,QUADRAX



TE Part #321898
DIAMOND GRIP 22-16 HT R 10



TE Part #109028-31
CONT PIN



TE Part #216787-000
SO96-3-55-22-90




TE Part #ZPF000000000105765
787-8055-12M



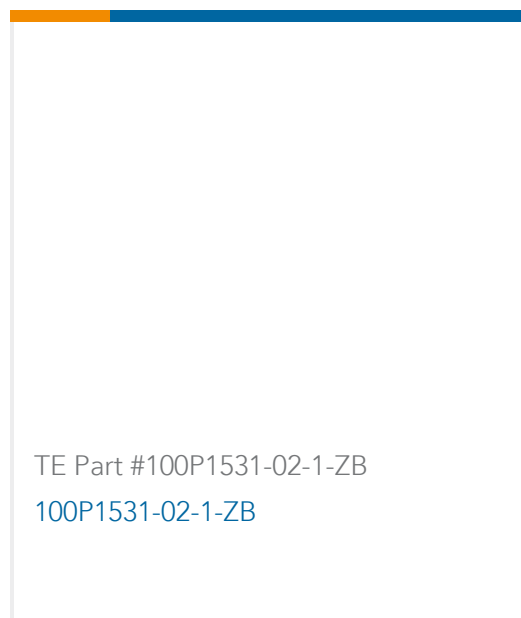
TE Part #201595-000
SO96-2-00



TE Part #236856-000
SO96-3-01



TE Part #100P1530-02-1-ZB
100P1530-02-1-ZB



TE Part #100P1531-02-1-ZB
100P1531-02-1-ZB

Documents

Product Drawings

SO96-4-00

English

Datasheets & Catalog Pages

1654025_Sec8_B-155_CWT_SO63_S01to03_SO96

English

Raychem Electrical Interconnect Products

English

Product Specifications

Product Specification

English

X-ON Electronics

Largest Supplier of Electrical and Electronic Components

Click to view similar products for [Solder Sleeves & Shield Tubing](#) category:

Click to view products by [TE Connectivity](#) manufacturer:

Other Similar products are found below :

[899170-000](#) [620040N001](#) [620069N003](#) [CTA-0050-01](#) [629624-000](#) [6500750004](#) [6501390002](#) [CX0781-000](#) [696396-000](#) [697080-000](#) [D-150-0331CS2902](#) [D-181-1222-90/9CS2800](#) [D-300-01CS1108](#) [715325N001](#) [908357N001](#) [982127-1](#) [D-436-0182CS246](#) [D-436-37CS2651](#) [D-436-61CS246](#) [D-436-82-CS2621](#) [D-659-0087](#) [E53797N001](#) [CB0213-000](#) [CB0219-000](#) [S200-2-01](#) [S200-4-00CS2904](#) [LSS-81-16AA-CS5575](#) [ST18-2-00](#) [FLX40-020-04-CS8651](#) [325534-000](#) [CTA-0025](#) [D-108-07CS436](#) [D-128-0010](#) [D-141-0108CS404](#) [D-144-41CS1371](#) [D-150-0231-NRCS2896](#) [D-150-1011](#) [395947-000](#) [427243N001](#) [B-801-18-01](#) [515-9](#) [C67137-000](#) [CB0220-000](#) [D-436-0185CS1102](#) [D-436-36CS2908](#) [D-436-37CS2908](#) [D-436-52CS246](#) [D-436-83CS2705](#) [D44133N001](#) [LSS-26-8A](#)