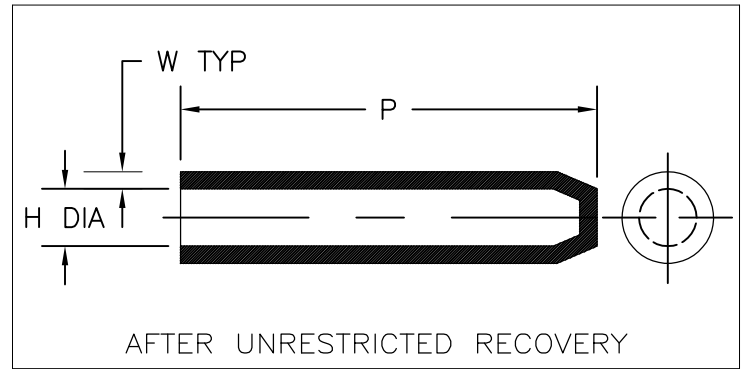
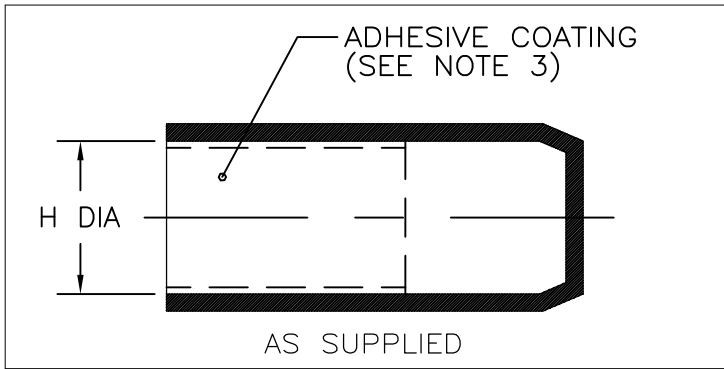


REVISION

REV	DESCRIPTION	DATE
H1	REVISED PER ECO-11-005139	29MAR11



NOTES:

- All dimensions are in $\frac{\text{inches}}{\text{[millimeters]}}$
- Dimensions appearing in table are as follows:
a - As Supplied
b - After Unrestricted Recovery
- Adhesive is optional. As supplied dimensions appearing in table are for uncoated parts. When adhesive is added, entry diameters will be reduced by .06 max.
- Part numbers SSC-2 thru SSC-7 available with valves by adding TV to the part number.
- Material: polyolefin, commercial, rigid per PPS-3011/25. Adhesive: PPS 3012/70.
- Parts are to be marked with part number in white ink. (IE. SSC-X)
- SSC-1 has a smooth coating of adhesive. SSC-2 thru SSC-7 have the adhesive applied in a spiral bead.

PART NUMBER	H		P +15% -10% b	W ±20% b
	Min a	Max b		
SSC-1	$\frac{.39}{[10]}$	$\frac{.16}{[4]}$	$\frac{1.5}{[38,0]}$	$\frac{.08}{[2,0]}$
SSC-2	$\frac{.79}{[20]}$	$\frac{.30}{[7,5]}$	$\frac{2.2}{[55,0]}$	$\frac{.09}{[2,3]}$
SSC-3	$\frac{1.38}{[35]}$	$\frac{.59}{[15]}$	$\frac{3.5}{[90,0]}$	$\frac{.12}{[3,0]}$
SSC-4	$\frac{2.17}{[55]}$	$\frac{.98}{[25]}$	$\frac{5.6}{[143,0]}$	$\frac{.13}{[3,3]}$
SSC-5	$\frac{2.95}{[75]}$	$\frac{1.25}{[32]}$	$\frac{5.9}{[150,0]}$	$\frac{.13}{[3,3]}$
SSC-5M1	$\frac{2.95}{[75]}$	$\frac{1.25}{[32]}$	$\frac{3.1}{[79,3]}$	$\frac{.13}{[3,3]}$
SSC-6	$\frac{3.94}{[100]}$	$\frac{1.77}{[45]}$	$\frac{6.4}{[162,0]}$	$\frac{.15}{[3,8]}$
SSC-7	$\frac{4.72}{[120]}$	$\frac{2.76}{[70]}$	$\frac{5.7}{[145,0]}$	$\frac{.15}{[3,8]}$

ORDERING INFORMATION:

End cap, uncoated:
SSC-X/U

Self sealing end cap with thermoplastic adhesive:
SSC-X/239 and valves: SSC-XTV/239.

IF THIS DOCUMENT IS PRINTED IT BECOMES UNCONTROLLED.CHECK FOR THE LATEST REVISION.

UNLESS OTHERWISE SPECIFIED DIMENSIONS ARE INCHES. METRIC DIMENSIONS ARE IN BRACKETS.

DECIMAL TOLERANCES
 .XXX ± 0.005 [0.13 mm]
 .XX ± 0.010 [0.25 mm]
 .X ± 0.020 [0.50 mm]

ANGLE TOLERANCE
 .X ± 0.5 DEG.

DRAWN
G. ROSITANO

DATE
10/02/2001

MATERIAL

FINISH

SPECIFICATION CONTROL DRAWING

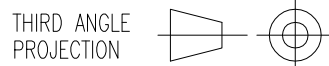


WIRE AND HARNESSING PRODUCTS
307 CONSTITUTION DRIVE
MENLO PARK, CALIFORNIA 94025

END CAPS

RPN

CAD FILE
MP04019



SIZE
A

CODE IDENT. NO.
06090

DWG. NO.

SSC-X

DO NOT SCALE THIS DRAWING

SHEET 1 OF 1

X-ON Electronics

Largest Supplier of Electrical and Electronic Components

Click to view similar products for [Heat Shrink Cable Boots & End Caps](#) category:

Click to view products by [TE Connectivity](#) manufacturer:

Other Similar products are found below :

[577159N001](#) [645494-000](#) [CX4132-000](#) [687025-000](#) [705331-000](#) [718446-000](#) [725666N001](#) [729257-000](#) [F27131-000](#) [F85868-000](#) [770-003S106W2](#) [770-013210W1](#) [770-013311](#) [770-013312](#) [806542N001](#) [807507-000](#) [808362-000](#) [808618-000](#) [809125-000](#) [809130-000](#) [809218-000](#) [812014-000](#) [812047-000](#) [813166-000](#) [813767N002](#) [814741-000](#) [819117N001](#) [823026-000](#) [823070-000](#) [841189N001](#) [861471-000](#) [866647-000](#) [879515-000](#) [937577-000](#) [957073-000](#) [982033-2](#) [A77813-000](#) [R280576000](#) [D96192-000](#) [163549-000](#) [EN3BOOTLKIT](#) [MTPSRBCL-C](#) [1954015-1](#) [200W531-3-0](#) [202A163-4-0-CS5067](#) [202A343-3-00-0](#) [202B221-13-0](#) [202B231-13-0](#) [202B563-25-07-0](#) [202C241-13-0](#)