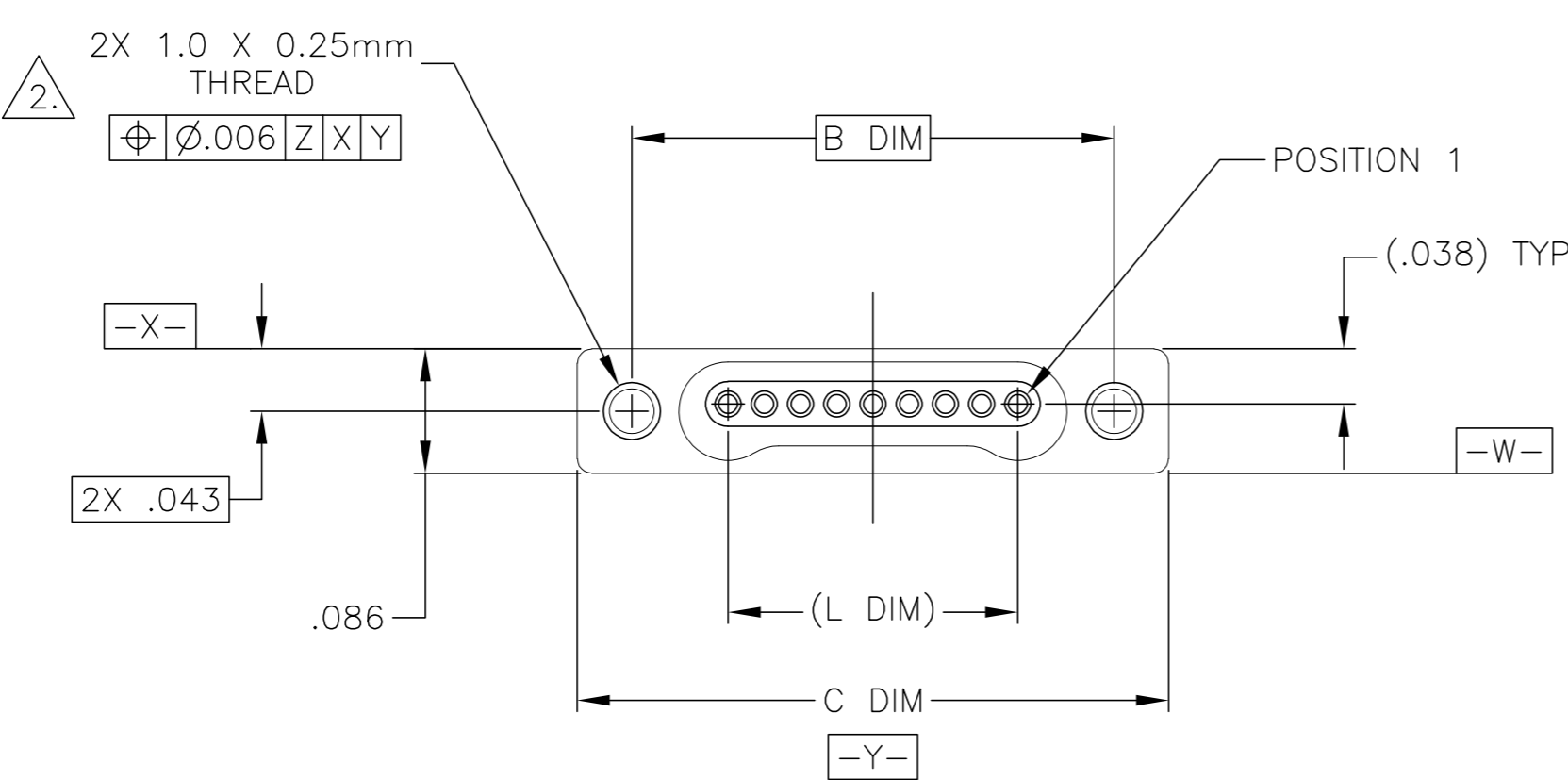
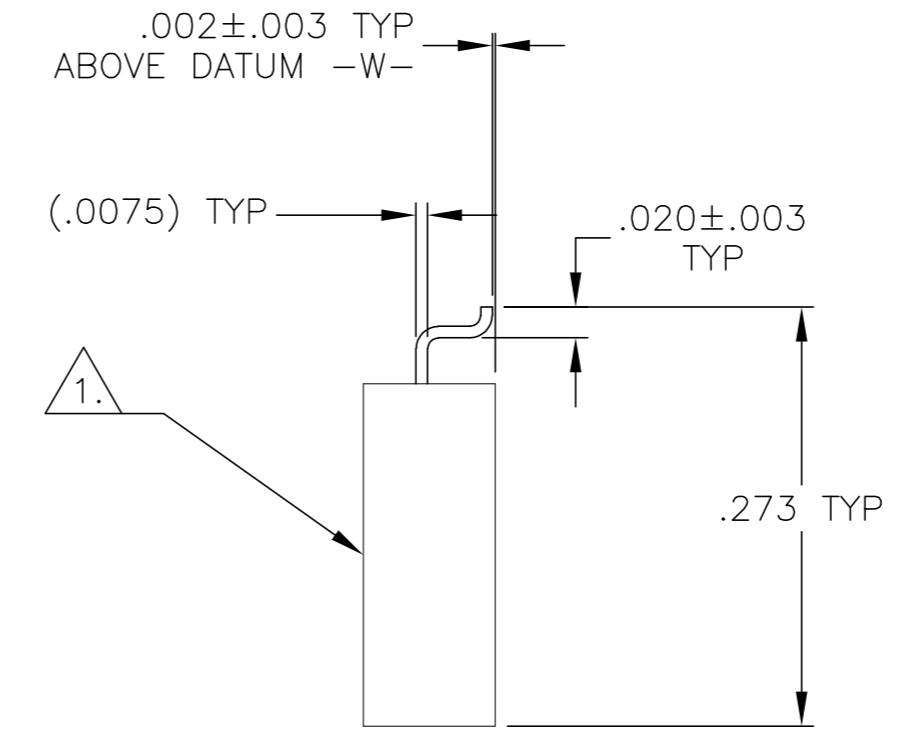
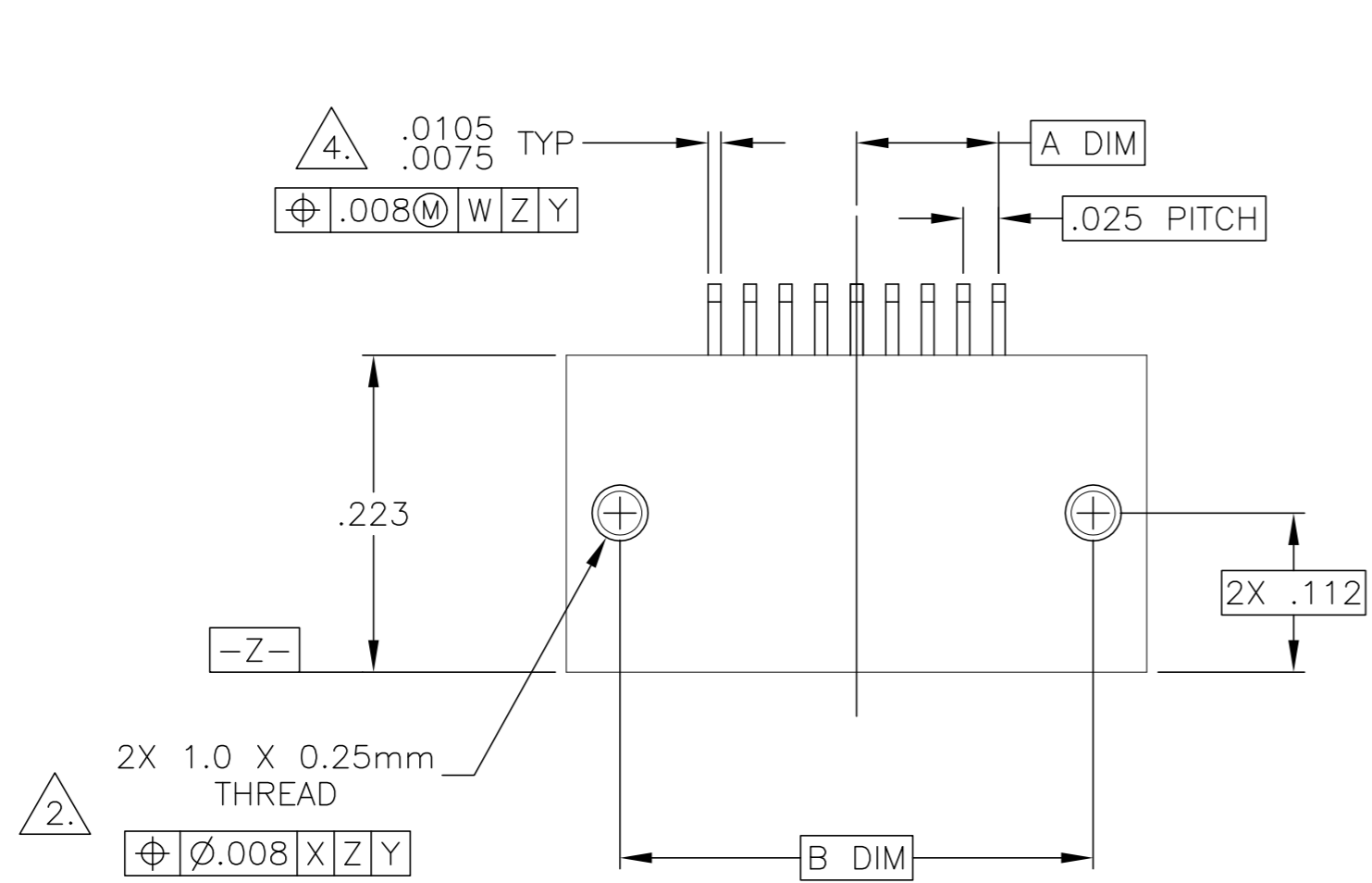


THIS DRAWING IS UNPUBLISHED. RELEASED FOR PUBLICATION  
 © COPYRIGHT - By - ALL RIGHTS RESERVED.

LOC		DIST		REVISIONS			
P	LTR	DESCRIPTION	DATE	DWN	APVD		
DF	DO	T1	REVISED PER ECO-11-005139	21MAR11	RK	HMR	



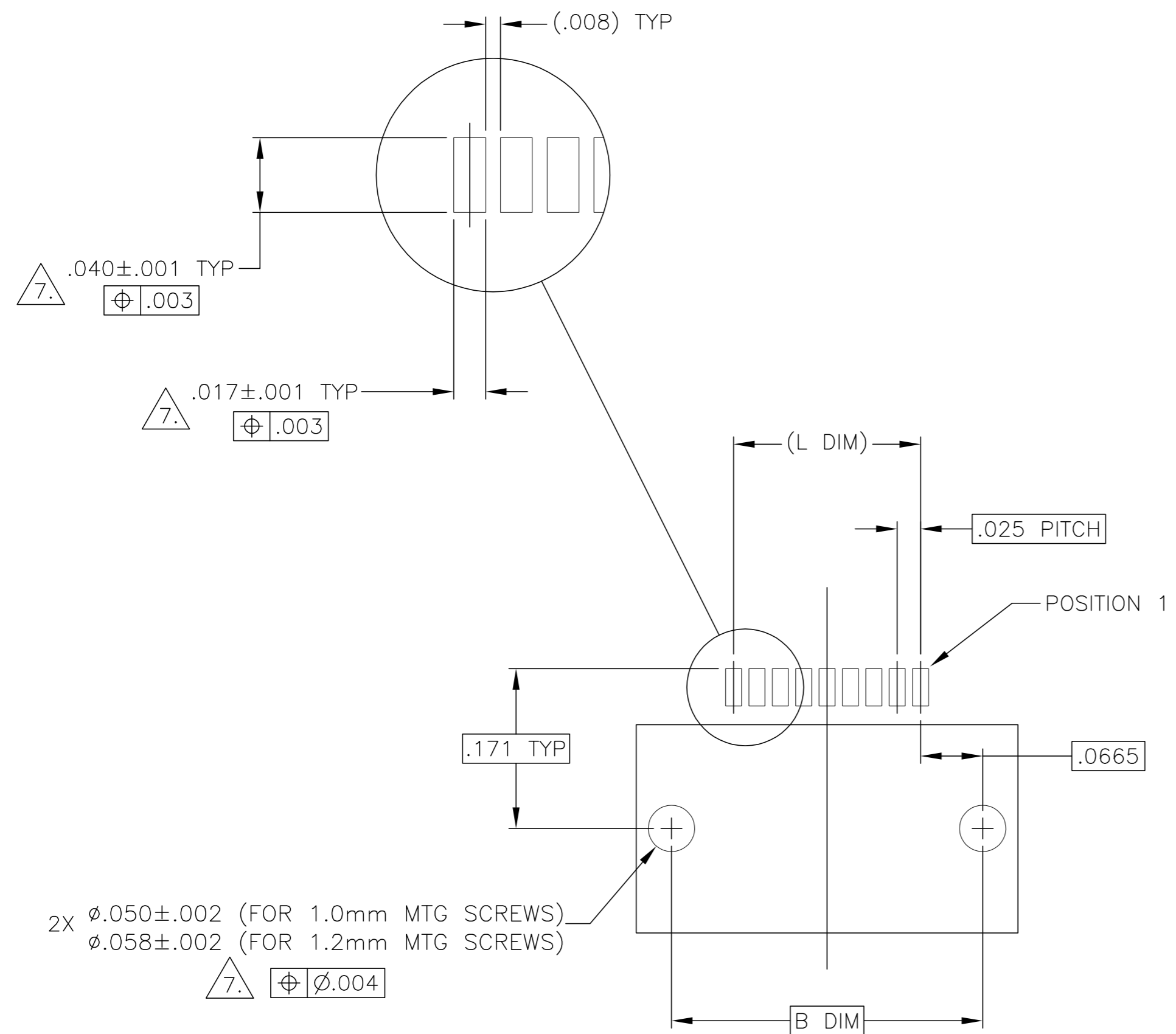
SIZE	A DIM	B DIM	C DIM ±.0050	(L DIM)
05	.050	.233	.3085	(.100)
09	.100	.333	.4085	(.200)
15	.175	.483	.5585	(.350)
25	.300	.733	.8085	(.600)
37	.450	1.033	1.1085	(.900)
51	.625	1.383	1.4585	(1.250)

1. SHELL OPTIONS (TO BE SPECIFIED IN NANONICS PART NUMBER):  
 METAL: 6061-T6 ALUMINUM, ELECTROLESS NICKEL PLATED PER MIL-C-26074 (STANDARD) OR GOLD PLATED PER MIL-G-45204  
 303 STAINLESS STEEL, PASSIVATED PER SAE-AMS-QQ-P-35  
 INSULATOR MATERIAL FOR ALL METAL SHELLS IS LIQUID CRYSTAL POLYMER (LCP) PER MIL-M-24519 OR PER ASTM D5138  
 PLASTIC: LIQUID CRYSTAL POLYMER (LCP) PER MIL-M-24519 OR PER ASTM D5138
2. STANDARD 1.0 X 0.25mm JACKSCREW AND MOUNTING THREADS ARE SHOWN FOR REFERENCE ONLY AND MUST BE SPECIFIED IN THE NANONICS PART NUMBER WHEN REQUIRED. 1.2 X 0.25mm THREADS ALSO AVAILABLE.
3. MOUNTING HARDWARE IS AVAILABLE WITH THIS CONFIGURATION (NOT SHOWN). HARDWARE MUST BE SPECIFIED IN THE NANONICS PART NUMBER. CONSULT TE CONNECTIVITY FOR DETAILS.
4. SMT LEADS ARE BeCu, TIN LEAD PLATED 60/40 COMPOSITION PER SAE-AMS-P-81728
5. NANONICS TERMINATION CODE: L2
6. THIS DRAWING PREVIOUSLY IDENTIFIED AS NANONICS N10138/130

THIS DRAWING IS A CONTROLLED DOCUMENT.		DWN	M. STORRY	02-15-01		TE Connectivity		
DIMENSIONS: INCHES		CHK	S. KAIN	02-15-01		NAME		
TOLERANCES UNLESS OTHERWISE SPECIFIED:		APVD	-	-		PRODUCT SPEC		
0 PLC ± - 1 PLC ± - 2 PLC ± .010 3 PLC ± .005 4 PLC ± - ANGLES ± 1°		APPLICATION SPEC		APPLICATION SPEC				
MATERIAL SEE NOTES		FINISH SEE NOTES		WEIGHT	-	SIZE	A2	
CUSTOMER DRAWING		SCALE		8:1	SHEET	1 of 2	REV	T1

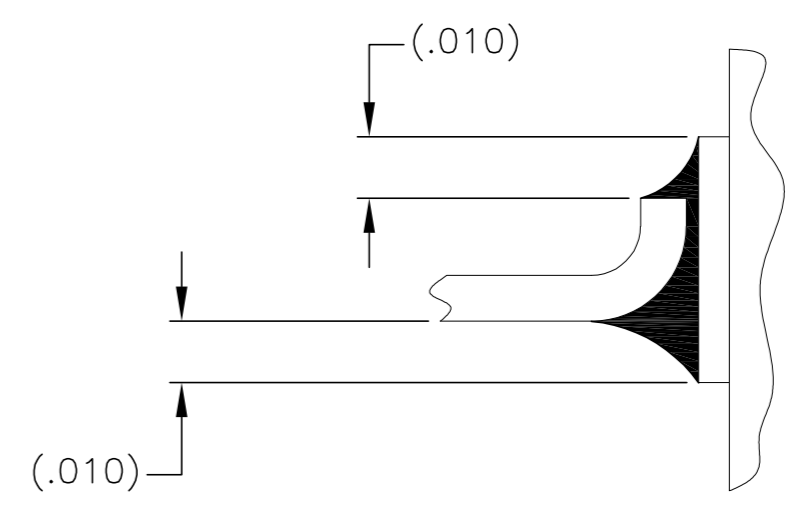
THIS DRAWING IS UNPUBLISHED. RELEASED FOR PUBLICATION  
 © COPYRIGHT - By - ALL RIGHTS RESERVED.

LOC	DIST	REVISIONS					
DF	DO	P	LTR	DESCRIPTION	DATE	DWN	APVD
		-	-	SEE SHEET 1	-	-	-

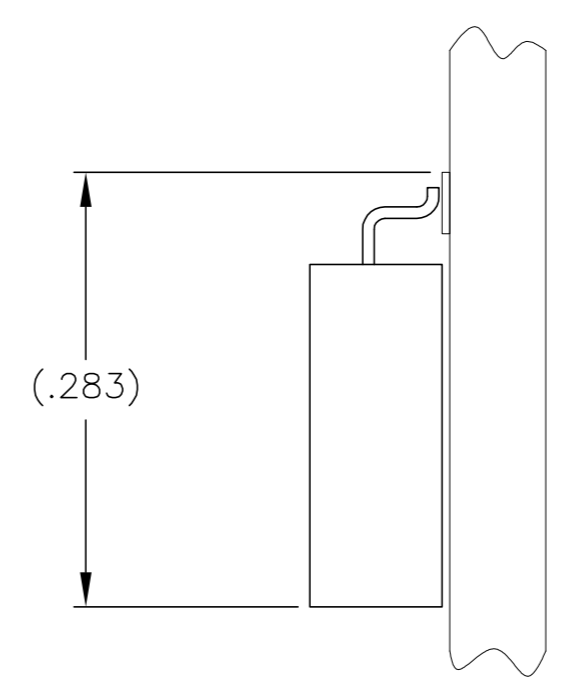


SIZE 09 SHOWN FOR REFERENCE

TYPICAL PCB LAYOUT



TYPICAL FOOT PLACEMENT ON SOLDER PAD



7. POSITIONAL TOLERANCES FOR BASIC DIMENSIONED FEATURES ARE RELATIVE TO FIDUCIALS OR SOME SIMILAR DATUM REFERENCE DEFINED BY THE PCB DESIGNER.

THIS DRAWING IS A CONTROLLED DOCUMENT.		DWN M. STORRY 02-15-01	TE Connectivity	
DIMENSIONS: INCHES		CHK S. KAIN 02-15-01		
TOLERANCES UNLESS OTHERWISE SPECIFIED:		APVD -	NAME	
0 PLC ± -		PRODUCT SPEC	RECEPTACLE ASSEMBLY, HORIZONTAL SURFACE MOUNT, SINGLE ROW DUALLOBE, PLASTIC OR METAL	
1 PLC ± -		APPLICATION SPEC	SIZE A2	CAGE CODE 00779
2 PLC ± .010		WEIGHT -	DRAWING NO C=1589462	RESTRICTED TO -
3 PLC ± .005		CUSTOMER DRAWING	SCALE 8:1	SHEET 2 OF 2
4 PLC ± -			REV T1	
ANGLES ± 1°				
MATERIAL -				
FINISH -				

## X-ON Electronics

Largest Supplier of Electrical and Electronic Components

*Click to view similar products for [Rectangular MIL Spec Connectors](#) category:*

*Click to view products by [TE Connectivity](#) manufacturer:*

Other Similar products are found below :

[891-011-15SA2-BSST](#) [CTS-S16/16](#) [65002-062](#) [CY4602-000](#) [732-8020-01](#) [77058-22-55PN](#) [81542-20](#) [86.030.0053.0](#) [1241346-1](#) [RM252-020-311-2900](#) [DMC-M 08-16 SA](#) [1589051-4](#) [MSO34MPK1E1](#) [BACC65CAMA](#) [BACC65CP1PN](#) [BACI10BC0816PNBA](#) [HSB-D4S03DM222X](#) [2217548-1](#) [891-006-9PS-BST1T](#) [891-009-15SA2-BRT1T](#) [27963-20T12](#) [SIM2N40NC3](#) [SIM2S100A](#) [1604996-2](#) [SMD25PN90L-4055](#) [1900ND08S1B00A](#) [22628-10-6P-791](#) [RE04-212S](#) [M32139/03-G05SN](#) [CTD160E01F-6148](#) [CTJ112E03B](#) [CTJ122E02D-8000](#) [CTJ-3D-12](#) [CTJ920E06N-513](#) [CTJ920E12N-513](#) [CTL-16-090](#) [RM300-000-581-0000](#) [CY4600-000](#) [CY4601-000](#) [38111-14-15SN](#) [38112-14-15PN](#) [MMA23-0111R1](#) [MMD25-0071P1](#) [33516062020](#) [33526M11-08PE](#) [DMC-M99-01AN](#) [Y59113WE20PNV00300](#) [ZPF000000000106310](#) [105979-31](#) [EN4165M01AD0G0](#)