



SSRT Series

“Hockey Puck” Solid State Relay

UL File E29244

Users should thoroughly review the technical data before selecting a product part number. It is recommended that users also seek out the pertinent approvals files of the agencies/laboratories and review them to ensure the product meets the requirements for a given application.

Features

- Standard “hockey puck” package.
- LED indicator.
- Floating terminal design.
- Triac outputs.
- 10A & 25A rms versions.
- AC & DC input versions.
- 4000V rms isolation.
- Cover design with anti-rotation barrier

Engineering Data

Form: 1 Form A (SPST-NO).

Duty: Continuous.

Isolation: 4000V rms minimum, input - output.

Temperature Range:

Storage: -30°C to +100°C

Operating Temperature: -30°C to + 80°C

Case Material: Plastic, UL rated 94V-0.

Case and Mounting: Refer to outline dimension.

Termination: Refer to outline dimension.

Approximate Weight: 3.5 oz. (98g).

Ordering Information

Typical Part Number ► **SSRT -240 D 10**

1. Basic Series: SSRT = “hockey puck” triac output solid state relay

2. Line Voltage: 240 = 24 - 280 VAC

3. Input Type & Voltage: A = 90 - 280 VAC linear
D = 3 - 32 VDC constant current

4. Maximum Switching Rating: 10 = .1 - 10A rms, mounted to heatsink
25 = .1 - 25A rms, mounted to heatsink

Our authorized distributors are more likely to maintain the following items in stock for immediate delivery.

SSRT-240A10 SSRT-240D10
SSRT-240A25 SSRT-240D25

Input Specifications

Parameter	AC Input	DC Input
Control Voltage Range V_{in}	90 - 280VAC	3 - 32VDC
Must Operate Voltage $V_{in(OP)}$ (Min.)	90VAC	3VDC
Must release Voltage $V_{in(REL)}$ (Min.)	10VAC	1VDC
Input Current (Max.)	25mA	20mA

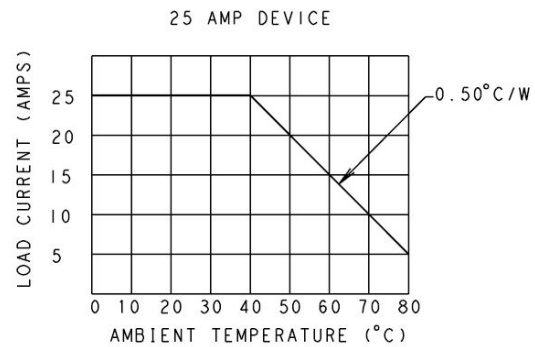
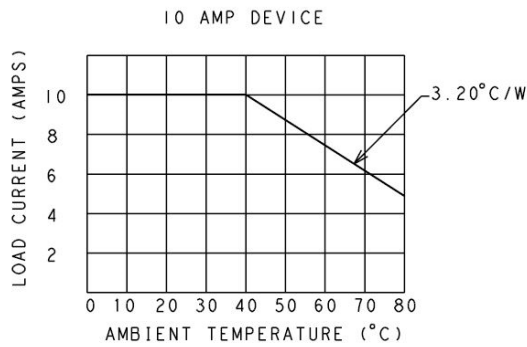
SSRT Series (Continued)

Output Specification (@ 25°C, unless otherwise specified)

Parameter	Conditions	Units	SSRT-240A10 SSRT-240D10	SSRT-240A25 SSRT-240D25
Load Voltage Range V_L		V rms	24 - 280	
Repetitive Blocking Voltage (Min.)		V peak	600	
Load Current Range I_L^*	Resistive	A rms	.1 - 10	.1 - 25
Single Cycle Surge Current (Min.)		A peak	100	260
Leakage Current (Off-State) (Max.)	f = 60 Hz. V_L = Nom (120 or 240 V rms)	mA rms	5	
On-State Voltage Drop (@rated current)	I_L = Max.	V rms	1.6	1.6
Static dv/dt (Off-State) (Min.)		V/ μ s	400	500
Thermal Resistance, Junction to Case ($R_{\theta J-C}$) (Max.)		°C/W	2.4	1.7
Turn-On Time (Max.)	f = 60 / 50 Hz.	ms	8.3/10 of DC input types, 40 for AC input types	
Turn-Off Time (Max.)	f = 60 / 50 Hz.	ms	8.3/10 of DC input types, 80 for AC input types	
I ² T Rating	t = 8.3 ms	A ² Sec.	144	340
Load Power Factor Rating	I_L = Max.		0.5 - 1.0	

* See Derating curve

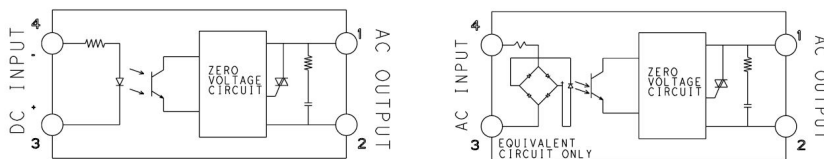
Electrical Characteristics (Thermal Derating Curves)



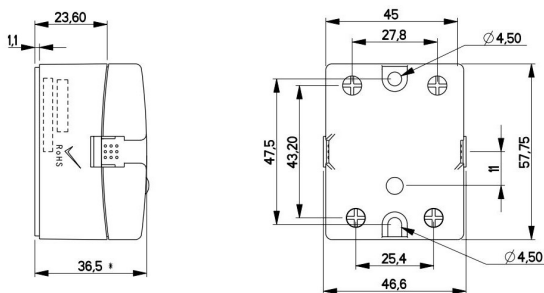
Heatsink Recommendations

- We recommend that solid state relay modules be mounted to a heatsink sufficient to maintain the module's base temperature at less than 85°C under worst case ambient temperature and load conditions.
- The heatsink mounting surface should be a smooth (30-40 micro-inch finish), flat (30-40 micro-inch flatness across mating area), un-painted surface which is clean and free of oxidation.
- An even coating of thermal compound (Dow Corning DC340 or equivalent) should be applied to both the heatsink and module mounting surfaces and spread to a uniform depth of .002" to eliminate all air pockets.
- The module should be mounted to the heatsink using two #8 screws.

Operating Diagrams



Outline Dimensions



* OVERALL HEIGHT DIMENSION INCLUDES WITH CLEAR COVER
DIMENSION IN mm

X-ON Electronics

Largest Supplier of Electrical and Electronic Components

Click to view similar products for [Solid State Relays - Industrial Mount](#) category:

Click to view products by [TE Connectivity](#) manufacturer:

Other Similar products are found below :

[D2440-C](#) [H10CA4890](#) [D4875C](#) [1395831-1](#) [1616010-6](#) [BR312BY](#) [A-1326](#) [H10CA4850](#) [H12CA4890VL](#) [RA2410-D06](#) [RA2410HA06T](#)
[D1202F](#) [D53TP50-10](#) [W230E-1-12](#) [W230T-3-12](#) [1-1617030-3](#) [1-1617033-7](#) [MS2-D2420](#) [MS2-D2430](#) [A-1440](#) [RJ1P60V50E](#) [HS501DR-](#)
[D2425](#) [RN1F48I50](#) [70.362.1028.0](#) [7-1393030-8](#) [Z5.509.0828.0](#) [G3DZ-4B DC24](#) [G3DZ-F4B DC12](#) [2912138](#) [SSRDAC10](#) [SSR-10048RD1](#)
[RV8S-L-A240-D24](#) [RV8S-L-A240-D6](#) [RV8S-S-A240-D24](#) [RV8S-S-A240-D6](#) [RV8S-S-A240Z-D24](#) [RV8S-S-D24-A240](#) [RV8S-S-D48-A120](#)
[RN1F12V50](#) [RJ1P60I30E](#) [RJ1P60V30E](#) [SO967860](#) [SMT8628521](#) [SO869970](#) [SOD867180](#) [SAL961360](#) [SO867970](#) [SOB863860](#)
[SOB867640](#) [SOB942360](#)