


Power PCB Relay T9E

- 1 pole 30A, 1 formA(NO) or 1 formC(CO)
- High breaking capacity 7500 VA
- PCB and PCB/quick connect terminals
- UL class F insulation as standard
- Ambient temperature up to 105°C
- Plastic materials according to IEC60335-1

Typical applications
HVAC, power supplies, domestic appliances, measurement and control.



Approvals

VDE 40027903, UL E58304
Technical data of approved types on request.

Contact Data

Contact arrangement	1 form A (NO)	1 form C (CO)
Rated voltage	240VAC	
Max. switching voltage	250VAC (VDE); 300VAC (UL)	
Rated current	30A	20A/10A
Limiting continuous current	30A	
Breaking capacity max.	7500VA	5000/2500VA
Contact material	AgSnOInO (AgCdO optional)	
Min. recommended contact load	1A, 5VDC or 12VAC	
Initial contact resistance	75 mΩ at 1A at 5VDC or 12VAC	
Frequency of operation, with/without load	6/120min ⁻¹	
Operate/release time max., including bounce	15/15ms	

Contact ratings

Type	Contact	Load	Cycles
------	---------	------	--------

IEC 61810

AgSnOInO, 1W coil			
1	NO	30A, 250VAC, cosφ=1, 60°C	20x10 ³
1	NO	20A, 250VAC, cosφ=1, 85°C	100x10 ³
2	NO	20A, 250VAC, cosφ=1, 70°C	100x10 ³
1, 2	CO	20A / 10A, 250VAC, cosφ=1, 60°C	20x10 ³

AgSnOInO, 900mW coil

1	NO	17A, 250VAC, cosφ=1, 105°C	100x10 ³
1	NO	20A, 250VAC, cosφ=1, 85°C	100x10 ³

EN 60730-1

AgSnOInO, 1W coil			
1	NO	12(12)A, 240VAC, 60°C	100x10 ³

UL 508 1)

AgSnOInO, 1W coil			
1, 2	NO	30A, 240VAC, general purpose, 25°C	100x10 ³

AgSnOInO, 900mW coil

1, 2	NO	TV-8, 125VAC, 25°C	25x10 ³
------	----	--------------------	--------------------

1) Additional UL 508 ratings are available.

Mechanical endurance	10x10 ⁶ ops.
----------------------	-------------------------

Coil Data

Coil voltage range	6 to 110VDC
Max. coil power	110% of nominal
Max. coil temperature	155°C
Coil insulation system according UL	Class F

Coil Data (continued)

Coil versions, DC coil

Coil code	Rated voltage VDC	Operate voltage VDC	Release voltage VDC	Coil resistance Ω±10%	Rated coil power W
Code D (1W) coil					
6	6	4.5	0.6	36	1
9	9	6.75	0.9	81	1
12	12	9	1.2	144	1
18	18	13.5	1.8	324	1
22	22	16.5	2.2	484	1
24	24	18	2.4	576	1
48	48	36.2	4.8	2304	1
110	110	82.5	11	12100	1
Code L (900mW) coil					
6	6	4.5	0.6	40	.9
12	12	9	1.2	155	.9
18	18	13.5	1.8	380	.9
24	24	18	2.4	660	.9

All figures are given for coil without preenergization, at ambient temperature +23°C.

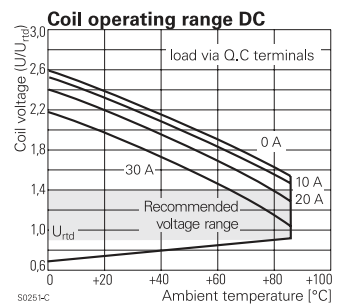
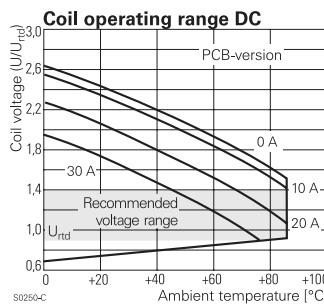
Insulation Data

Initial dielectric strength	
between open contacts	1500V
between contact and coil	2500V ^{ms}

Initial surge withstand voltage	
between contact and coil	6kV (1.2μs/50μs impulse wave)

Initial insulation resistance	
between insulated elements	1x10 ⁹ Ω

Clearance/creepage	
between contact and coil	≥3mm/4mm



Coil operating ranges shown above are for 1W coils.

Power PCB Relay T9E (Continued)

Other Data

Material compliance: EU RoHS/ELV, China RoHS, REACH, Halogen content refer to the Product Compliance Support Center at www.te.com/customersupport/rohssupportcenter

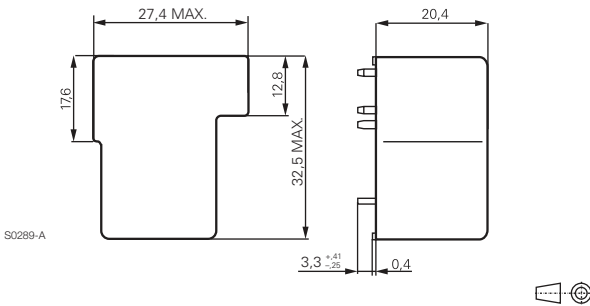
Ambient temperature	-40°C to 85°C / 105°C
DC coil	
Category of environmental protection IEC 61810	RTII - flux proof (T9EV) RTIII - wash tight (T9ES)
Vibration resistance (functional)	1.5mm, 10-55 Hz
Shock resistance (functional)	10g for 11msec
Shock resistance (destructive)	100g

Other Data (Continued)

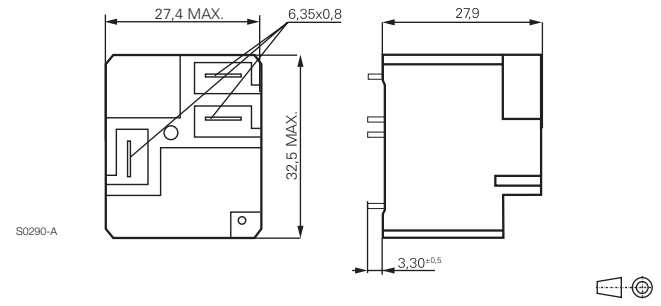
Terminal type	PCB-tht and PCB-tht + quick connect
Weight	26g mounting code 1 33g mounting codes 2 and 5
Resistance to soldering heat THT IEC 60068-2-20	260°C
Packaging/unit	tray/50 pcs., box/250 pcs.

Dimensions

PCB version



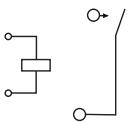
PCB/quick connect version



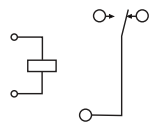
Terminal assignment

Bottom view on pins

1 form A



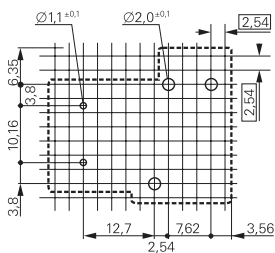
1 form C



PCB layout

Bottom view on pins

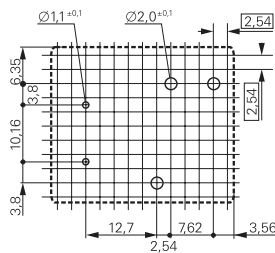
PCB version



Only necessary terminals are present on single throw models. Consequently, some holes will be unnecessary for single throw models.

S0261-AA

PCB/quick connect version



Only necessary terminals are present on single throw models. Consequently, some holes will be unnecessary for single throw models.

S0261-AH

Power PCB Relay T9E (Continued)

Product code structure		Typical product code		T9E	S	1	D	1	4	-24
Type		T9E Power PCB relay T9E								
Enclosure		S Wash-tight plastic case with knock off nib V Flux-proof plastic case								
Contact arrangement		1 1 form A (1 NO) 5 1 form C (1 CO)								
Coil Input		D DC voltage, 1W L DC voltage, 900mW								
Mounting and termination		1 PCB mounting; PCB terminals for coil and contacts 2 PCB mounting; PCB terminals for coil and contacts; 6.35mm (.250in) QC for contacts								
Contact material		4 AgSnOInO 2 AgCdO – optionally available. Contact Product Engineering for availability and ratings.								
Coil voltage		Coil code: please refer to coil versions table								

Product Code	Enclosure	Mounting	Contact material	Contacts	Coil version	Coil voltage	Part number
T9ES1L14-18	wash tight	PCB terminals	AgSnOInO	1 form A, 1 NO	900mW	18VDC	1-2027234-8
T9ES1D14-12					1W	12VDC	2027234-2
T9ES1D14-24						24VDC	2027234-7
T9ES1D12-12			AgCdO			12VDC	1-2027234-0
T9ES1D24-12		PCB + quick connect	AgSnOInO			12VDC	2027234-8
T9ES1D22-12			AgCdO			12VDC	1-2027243-3
T9ES5D14-12		PCB terminals	AgSnOInO	1 form C, 1 CO		12VDC	2027234-6
T9ES5D12-24			AgCdO			24VDC	2027234-4
T9ES5D24-12		PCB + quick connect	AgSnOInO			12VDC	2027234-9
T9EV1D14-22	flux proof	PCB terminals		1 form A, 1 NO		22VDC	2027234-5

X-ON Electronics

Largest Supplier of Electrical and Electronic Components

Click to view similar products for [General Purpose Relays](#) category:

Click to view products by [TE Connectivity](#) manufacturer:

Other Similar products are found below :

[APF30318](#) [JVN1AF-4.5V-F](#) [PCN-105D3MHZ](#) [5JO-10000S-SIL](#) [5JO-1000CD-SIL](#) [5JO-400CD-SIL](#) [LY2S-AC220/240](#) [LYQ20DC12](#)
[6031007G](#) [6131406HQ](#) [6-1393099-3](#) [6-1393099-8](#) [6-1393122-4](#) [6-1393123-2](#) [6-1393767-1](#) [6-1393843-7](#) [6-1415012-1](#) [6-1419102-2](#) [6-](#)
[1423698-4](#) [6-1608051-6](#) [6-1608067-0](#) [6-1616170-6](#) [6-1616248-2](#) [6-1616282-3](#) [6-1616348-2](#) [6-1616350-1](#) [6-1616350-8](#) [6-1616358-7](#) [6-](#)
[1616359-9](#) [6-1616360-9](#) [6-1616931-6](#) [6-1617039-1](#) [6-1617052-1](#) [6-1617090-2](#) [6-1617090-5](#) [6-1617347-5](#) [6-1617353-3](#) [6-1617801-8](#) [6-](#)
[1617802-2](#) [6-1618107-9](#) [6-1618248-4](#) [M83536/1-027M](#) [CX-4014](#) [MAHC-5494](#) [MAVCD-5419-6](#) [703XCX-120A](#) [7-1393100-5](#) [7-1393111-7](#)
[7-1393144-5](#) [7-1393767-8](#)