


## Type TLR Series

### Key Features

- Up to 3 Watt at 80°C
- Supplied on Tape
- Ideal for Current Detection
- 12:06, 20:10 and 25:12 Packages Available

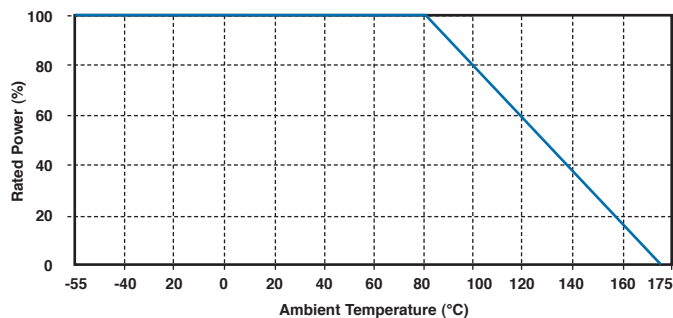


TE Connectivity (TE) is pleased to offer this unique High Power, metal chip resistor for current sensing positions. It has a special metal resistive element and suitable barrier layers beneath the solder to prolong terminal life. Following the developments by semiconductor manufacturers in the production of a range of IC's for battery charge management and low voltage power supplies, the TLR Series satisfies the demand for a low ohmic shunt resistor to act as a current sensor. It has particular applications in the automotive industry for sensing in EMU's.

### Characteristics - Electrical

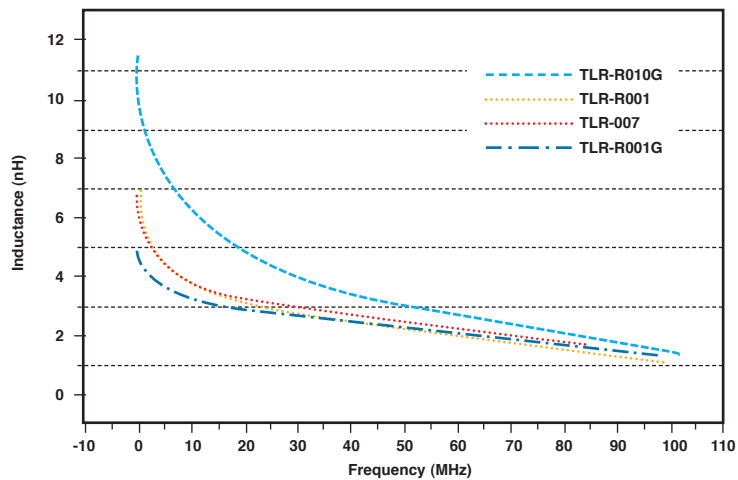
	1206	2010	2512
<b>Resistance Value Range:</b>	R001 - R01	R001 - R01	R0005 - R015
<b>Resistance Tolerance:</b>		±1% ±3% ±5%	
<b>Power Rating:</b>	1.0 Watt	1.0 / 1.5 Watts	1.0 / 2.0 / 2.5 / 3.0 Watts
<b>Operating Temperature:</b>		-55°C to +170°C	
<b>Inductance:</b>		See below chart	
<b>T.C.R.</b>		See below chart	

### Power Derating Curve

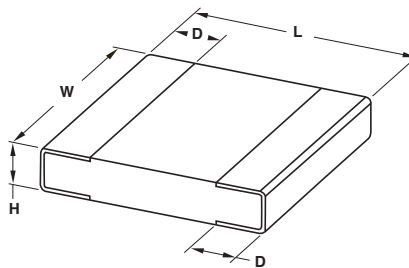


## Type TLR Series

### Inductance Test



### Dimensions



Type	L	W	H	D	Reel Qty
TLR2B	3.2	1.6	0.6	0.5	2000
TLR2H	5.1	2.5	0.6	0.5	2000
TLR3A	6.4	3.2	0.6	0.8	2000

### Standard Electrical Specifications

Size	Power Rating (W)	Value Range (mΩ)	TCR (ppm/°C)	Resistance Tolerance (±%)
1206	1.0	1.0 - 10	50	1,3,5
		0.5 - 2.0	50	
		11 - 15		
2512	1.0	6.0 - 7.0	75	1,3,5
		4.0 - 5.0	100	
		2.5 - 3.0, 10	150	

## Type TLR Series

### High Power Rating Electrical Specifications

Size	Power Rating (W)	Value Range (mΩ)	TCR (ppm/°C)	Resistance Tolerance (±%)
2010	1.5	1.0 - 10	50	1,3,5
	2.0	0.5 - 10	50	
	2.5	4.0 - 6.0	50	
2512	3.0	0.5 - 0.75	100	1,3,5
		1.0 - 3.0	50	

### Resistance codes example - 3 Marking

Resistance	0.5mΩ	0.75mΩ
Codes	M50	M75

### Resistance codes example - 4 Marking

Resistance	1mΩ	1.5mΩ	2mΩ	7mΩ	10mΩ
Codes	R001	1M50	R002	R007	R010

### How to Order

TLR	2B	10	D	R022	J	TDG
Common Part	Dimensions	*Power Rating	**TCR	Resistance Code	Tolerance	Packaging
TLR - Ultra Low Ohm Metal Strip Chip Resistor	2B - 1206 2H - 2010 3A - 2512	1.0 - 10 1.5 - 15 2.0 - 20 2.5 - 25 3.0 - 30	D - ±50 PPM/°C W - ±75 PPM/°C E - ±100 PPM/°C K - ±150 PPM/°C	R0005 - 0.0005Ω R00075 - 0.00075Ω R0015 - 0.0015Ω R002 - 0.002Ω R022 - 0.022Ω	J - ±5% H - ±3% F - ±1%	TDG - 2000 / Reel

\* See above chart for Power rating availability per case size

\*\* See above chart for TCR availability per Ohmic Value

## X-ON Electronics

Largest Supplier of Electrical and Electronic Components

*Click to view similar products for [Current Sense Resistors - SMD category](#):*

*Click to view products by [TE Connectivity manufacturer](#):*

Other Similar products are found below :

[5112](#) [65709-330JE](#) [PF2512FKF7W0R007L](#) [PR2512FKF7W0R003L](#) [PR2512FKF7W0R005L](#) [RCWL0603R500JNEA](#) [ERJ-3BQF1R1V](#) [ERJ-L14UJ42MU](#) [2-2176088-5](#) [PF2512FKF7W0R006L](#) [PF2512FKF7W0R033L](#) [2-2176089-4](#) [CD2015FC-0.10-1%](#) [PR2512FKF7W0R004L](#) [CGSSL1R01J](#) [CGSSL1R047J](#) [RC1005F124CS](#) [RCWE2512R110FKEA](#) [RCWL0805R330JNEA](#) [RL73H3AR47FTE](#) [RL73K3AR56JTDF](#) [RL7520WT-R001-F](#) [RL7520WT-R009-G](#) [RL7520WT-R020-F](#) [RLP73N1ER43JTD](#) [TL3AR01FTDG](#) [TLR3A20DR0005FTDG](#) [LRC-LR2512LF-01-R820J](#) [ERJ-3BQF4R3V](#) [ERJ-L14UF68MU](#) [TLR3A20DR001FTDG](#) [TLR3A30ER0005FTDG](#) [WR06X104JGLJ](#) [RLP73K1ER82JTD](#) [TL2BR01F](#) [TLR3A20DR01FTDG](#) [WSR3R0600FEA32](#) [ERJ-14BQF1R6U](#) [ERJ-14BQJR30U](#) [SP1220RJT](#) [SP1R12J](#) [ERJ-14BQF6R2U](#) [RL7520WT-R039-G](#) [PF1206FRF7W0R02L](#) [RL7520WT-R002-F](#) [RL7520WT-R047-F](#) [RLP73N2BR068FTDF](#) [RL7520WT-R005-F](#) [RCWE2512R220FKEA](#) [RCWE120625L0FMEA](#)