

shrinkHOoP
Cable Clamp Heat Shrink Grommet Sizes 1 and 5

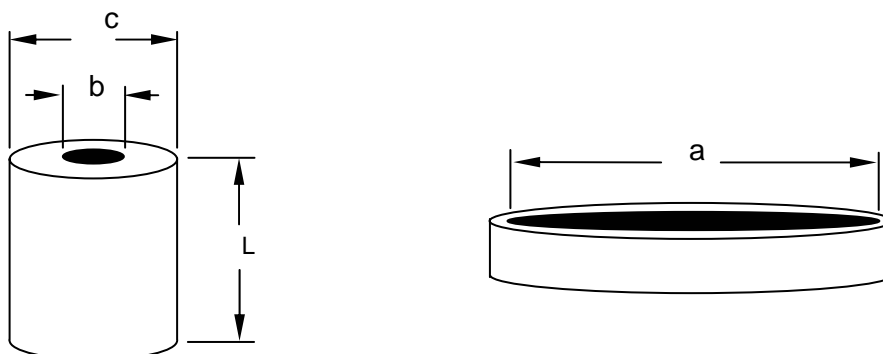


Table of Dimensions, inch (mm):



Part Description	Inside Diameter		Outside Diameter Recovered (c), Ref	Overall Length Recovered L, Ref
	Min. Exp. (a)	Max. Rec'd (b)		
URHR-1	1.00 (25)	0.08 (2.0)	0.250 (6.3)	0.50 (13)
URHR-5	2.00 (51)	0.20 (5.1)	0.812 (20.5)	0.75 (19)

Material: heat shrinkable, crosslinked polyolefin, meets MIL-I-81765/1 Type II with Shore Hardness value 35+/- 5.

Color: Black

shrinkHOoP is a Trademark of Tyco Electronics

Specification Control Drawing

 Tyco Electronics Corporation 300 Constitution Drive Menlo Park, CA 94025 USA				Title: shrinkHOoP –Cable Clamp Heat Shrink Grommet		
Tyco Electronics reserves the right to amend this drawing at any time. Users should evaluate the suitability of the product for their application.				Document No. URHR-1-and-5		
UNLESS OTHERWISE SPECIFIED DIMENSIONS ARE IN INCHES. METRIC DIMENSIONS ARE SHOWN IN BRACKETS				Rev.: F	Rev. Date: December 9, 2004	
DRAWN BY: U.NGUYEN	CAGE CODE: 06090	Org. Date: 10/03/2001	File name: R040892	SCALE: None	SIZE: A	SHEET: 1 of 2

©2004 Tyco Electronics Corporation. All rights reserved

If this document is printed it becomes uncontrolled. Check for the latest revision.

Table 2: Properties

	Property	Requirements	Test method
Physical	Tensile strength	1200 psi (8.3 Mpa) minimum	ASTM D-412
	Ultimate elongation	250% minimum	ASTM D-412
	Specific gravity	1.4 maximum	ASTM D-792
	Water absorption	0.5% maximum	ASTM D-570
	Hardness, Shore D	35 ± 5	ASTM D-2240
	Flammability	Pass	ASTM D-635
	Corrosion resistance	Pass	MIL-I-81765
	Low temperature flex 4 hours at -67 ± 2°F (-55 ± 1°C)	Pass	MIL-I-81765
	Heat resistance 168 hours at 347 ± 2°F (175 ± 1°C)	200% ultimate elongation, minimum 1000 psi (6.9 Mpa) tensile strength, minimum	MIL-I-81765
	Heat shock 4 hours at 437 ± 5°F (225 ± 2°C)	No cracking, dripping or flowing	MIL-I-81765
Elastic Memory		275% minimum expansion to 4 inch (10 cm) of a fully recovered test specimen, and 93% recovery of expanded specimen after oven condition for 1 minute at 302 ± 4°F (150 ± 2° C)	
Electrical	Dielectric strength	200 v/mil (7880 v/mm) minimum	ASTM D-149
	Volume resistivity	10 ¹² ohm-cm minimum	ASTM D-257
Chemical Fluid Resistance		200% ultimate elongation, minimum 750 psi (5.2 Mpa) tensile strength, minimum	MIL-I-81765

X-ON Electronics

Largest Supplier of Electrical and Electronic Components

Click to view similar products for [Circular MIL Spec Tools, Hardware & Accessories](#) *category:*

Click to view products by [TE Connectivity](#) *manufacturer:*

Other Similar products are found below :

[0113-201-2025](#) [600-079-06](#) [600-146-06](#) [M10-101982-143](#) [M10-101982-163](#) [M10-101983-183](#) [M10-454396-008](#) [602GB18808](#) [6134-333-1990](#) [6134-334-1590](#) [6134-334-2190](#) [CS3102A-22-14PW](#) [M2887615-CD](#) [627-009](#) [M38999/9-19B](#) [630A007NF083A](#) [630B007M051A](#) [630BJ003NF032H](#) [637-149NF04B](#) [M39029/29-215](#) [6408-203V-09273](#) [6426-201-11343](#) [650FS002NF16](#) [660-008NF14S7-01](#) [660-009M22H8-03](#) [660-013NF19U6-210](#) [660-015M10S6-17](#) [660-015NF10S5-01](#) [660-015NF14R3.5-01](#) [660-023NF19H6-19](#) [660-024NF11S12-01](#) [660-024NF11S3-01](#) [660-024NF17S4-109](#) [660-050XM17F4-01](#) [660-068NF25R6-30G](#) [660-070M23S8-04](#) [660-073MTCH9-20](#) [M83723/61-18W](#) [M83723/61-218R](#) [M83723/61-224W](#) [667-084-23C](#) [667-084-35C](#) [667-224NF16](#) [687-697NF-1](#) [M85049/94-10-A](#) [M85049/96-7-A](#) [M855282-10A01A](#) [M85528/2-10B](#) [M855282-18A01A](#) [M85528/2-22A01A](#)