


**Power PCB Relay U/UB**

- 1 pole 7A, mono or bistable
- 1 form C (CO) or 1 form A (NO) or 1 form B (NC) contact
- Bistable and DC version
- Wash tight version
- Version for 10A on request



Typical applications  
Heating control, installation, battery powered equipment

F0153-C



**Approvals**

UL E214024  
Technical data of approved types on request

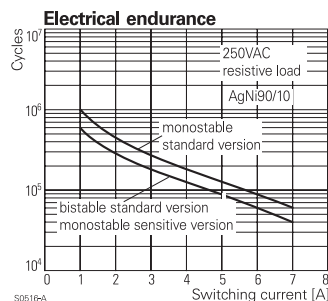
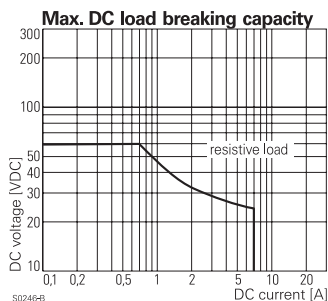
**Contact Data**

	Standard	Bistable	Sensitive
Contact arrangement		1 form C (CO) or 1 form A (NO) or 1 form B (NC)	
Rated voltage		250VAC	
Max. switching voltage		400VAC	
Rated current	7A	7A	5A
Limiting making current, max 4 s, duty factor 10%	12A	12A	12A
Breaking capacity max.	1750VA	1750VA	1250VA
Contact material	AgNi 90/10	AgNi 90/10	AgNi 90/10
Frequency of operation, with/without load		600/18000h <sup>-1</sup>	
Operate/release time typ.	5/ 3 ms	-	7/3 ms
Set/reset time typ.	-	5/ 3 ms	-
Bounce time typ., form A/form B	2/10ms	2/10ms	2/10ms

**Contact ratings**

Type	Contact	Load	Cycles
<b>UL 508</b>			
U/UB	C/A/B (CO/NO/NC)	7A, 250VAC, general purpose, 40°C	6.000

Mechanical endurance, DC coil >20x10<sup>6</sup> operations



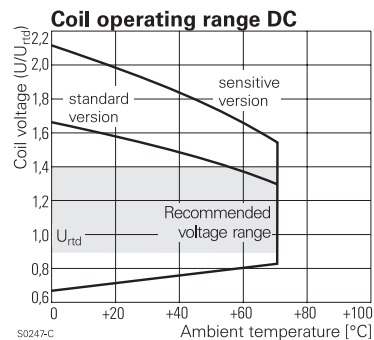
**Coil Data**

	Standard	Bistable	Sensitive
Coil voltage range	6 to 48 VDC	6 to 48 VDC	6 to 48 VDC
Operative range IEC 61810	2	2	2
Reset voltage min., % of rated coil voltage	-	25%	-
Reset voltage max., % of rated coil voltage	-	45%	-
Rated operate power	-	900 to 1300 mW/20ms	-

**Coil versions, DC coil**

Coil code	Rated voltage VDC	Operate voltage VDC	Release voltage VDC	Coil resistance Ω±10%	Rated coil power mW
<b>Standard coil</b>					
003	6	4.2	0.6	80	450
005	12	8.4	1.2	320	450
007	24	16.8	2.4	1280	450
008	48	33.6	4.8	3800	606
<b>Sensitive coil</b>					
103	6	4.4	0.6	110	327
105	12	8.8	1.2	440	327
107	24	17.5	2.4	1780	324
108	48	35.0	4.8	4000	576

All figures are given for coil without pre-energization, at ambient temperature +23°C.  
Other coil voltages on request.



**Coil versions, bistable 1 coil**

Coil code	Rated voltage VDC	Set voltage VDC	Reset voltage VDC	Coil resistance Ω±10%	Rated coil power mW
003	6	4.7	1.5	33	1091
005	12	9.4	3.0	119	1210
007	24	18.7	6.0	475	1213
008	48	37.4	12.0	1750	1317

All figures are given for coil without pre-energization, at ambient temperature +23°C.  
Other coil voltages on request.





## X-ON Electronics

Largest Supplier of Electrical and Electronic Components

*Click to view similar products for [General Purpose Relays](#) category:*

*Click to view products by [TE Connectivity](#) manufacturer:*

Other Similar products are found below :

[APF30318](#) [JVN1AF-4.5V-F](#) [PCN-105D3MHZ](#) [5JO-10000S-SIL](#) [5JO-1000CD-SIL](#) [5JO-400CD-SIL](#) [LY2S-AC220/240](#) [LYQ20DC12](#)  
[6031007G](#) [6131406HQ](#) [6-1393099-3](#) [6-1393099-8](#) [6-1393122-4](#) [6-1393123-2](#) [6-1393767-1](#) [6-1393843-7](#) [6-1415012-1](#) [6-1419102-2](#) [6-](#)  
[1423698-4](#) [6-1608051-6](#) [6-1608067-0](#) [6-1616170-6](#) [6-1616248-2](#) [6-1616282-3](#) [6-1616348-2](#) [6-1616350-1](#) [6-1616350-8](#) [6-1616358-7](#) [6-](#)  
[1616359-9](#) [6-1616360-9](#) [6-1616931-6](#) [6-1617039-1](#) [6-1617052-1](#) [6-1617090-2](#) [6-1617090-5](#) [6-1617347-5](#) [6-1617353-3](#) [6-1617801-8](#) [6-](#)  
[1617802-2](#) [6-1618107-9](#) [6-1618248-4](#) [M83536/1-027M](#) [CX-4014](#) [MAHC-5494](#) [MAVCD-5419-6](#) [703XCX-120A](#) [7-1393100-5](#) [7-1393111-7](#)  
[7-1393144-5](#) [7-1393767-8](#)