



W23



W31

W23/W31 series

Toggle or Push/Pull Actuator Thermal P&B Circuit Breaker



Features

- 0.5 amp to 50 amp ratings may be used as on/off switch.
- Cannot be reset against overload.
- W23 has visible trip indicator band.
- Screw termination.
- Trip-free operation.

Agency Approvals

W23 and W31 are UL 1077 Recognized as Supplementary Protectors. File E69543, and CSA Accepted as Supplementary Protectors (Appliance Component Protectors), File LR15734.

Users should thoroughly review the technical data before selecting a product part number. It is recommended that users also seek out the pertinent approvals files of the agencies/laboratories and review them to ensure the product meets the requirements for a given application.

Electrical Data @ +25°C

Calibration: Will continuously carry 100% of rating, may trip between 101% and 134% of rating at 25°C. Must trip at 135% in one hour.

Maximum Operating Voltages: 50VDC or 240VAC (to 400 Hz).

Interrupting Capacity:

With 4X Max. Series Fuse Protection

- 0.5-50 amp models — 1000 amps at 240VAC.
- 30-50 amp models — 1000 amps at 50VDC.

Without 4X Max. Series Fuse Protection

- 0.5-25 amp models — 2000 amps at 50VDC.
- 10-20 amp models — 2000 amps at 120VAC.

Resettable Overload Capacity: Ten times rated current.

Dielectric Strength: Over 1,500 volts RMS.

Time Vs. Current Trip Curve @ +25°C



Maximum Resistance vs. Current Rating @ +25°C

Current Rating in Amps	Maximum Resistance in Ohms ± 30%
1	.61
5	.03
10	.01
15	.006
20	.004
30	.003
40	.002
50	.002

Mechanical/Environmental Data

Endurance Cycling: More than 6,000 cycles at 100% of rating, or 10,000 mechanical cycles.

Humidity: Will meet requirements of MIL-STD-202, Method 106.

Salt Spray: Will meet requirements of MIL-STD-202, Method 101, Test Condition B.

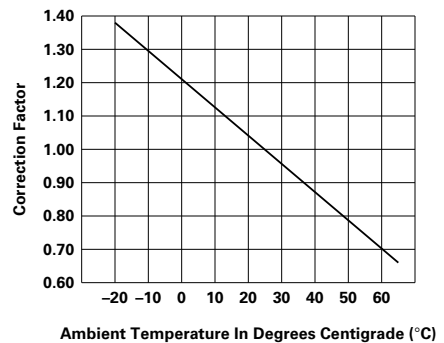
Termination: Two #8-32 screw terminals.

Mounting: W23 — Threaded bushing, 3/8" (9.53mm) diameter.

W31 — Threaded bushing, 15/32" (11.91mm) diameter, with or without anti-rotation flats.

Weight: Less than 2 oz. (57g).

Ambient Compensation Chart



To use this chart: Read up from the ambient temperature to the curve, and across to find a correction factor. Multiply the breaker rating by the correction factor to determine the compensated rating. Calculate the overloads in terms of the compensated rating to use the published trip curve.

Ordering Information

Typical Part No. ▶	W	23	-X	1	A	1	G	-5
1. Designator: W = Circuit breaker								
2. Series Number: 23 = Single pole, push/pull								
3. Circuit Function: X = Series trip								
4. Button: 1 = Black with white amp rate marking and white trip band.								
5. Mounting Bushing: A = 3/8"-24 threaded bushing .375" (9.53mm) long, silver color								
6. Terminals (See drawings for relative terminal positions): 1 = Screw terminals situated 90° to each other with #8-32 screws and washers installed. 3 = Screw terminals situated parallel to each other pointing upward with #8-32 screws and washers installed.								
7. Mounting Hardware: A = Knurled nut/hex nut installed G = Two hex nuts/lockwasher installed Z = No mounting hardware supplied								
8. Amp Rating:								
0.5	3	7.5	20	35				
1	4	10	25	40				
2	5	15	30	50				

Stock Items – Authorized distributors are more likely to stock the following items.

W23-X1A1G-1	W23-X1A1G-7.50	W23-X1A1G-25	W23-X1A1G-50
W23-X1A1G-2	W23-X1A1G-10	W23-X1A1G-30	
W23-X1A1G-3	W23-X1A1G-15	W23-X1A1G-35	
W23-X1A1G-5	W23-X1A1G-20	W23-X1A1G-40	

Ordering Information

Typical Part No. ▶	W	31	-X	2	M	1	G	-5
1. Designator: W = Circuit breaker								
2. Series Number: 31 = Single pole, toggle actuator								
3. Circuit Function: X = Series trip								
4. Mounting Bushing: 1 = 15/32"-32 threaded bushing .320" (8.13mm) long, round, silver color 2 = 15/32"-32 threaded bushing .320" (8.13mm) long, double "D," silver color								
5. Toggle: M = Silver color metal toggle, round, with amp rate marking on end								
6. Terminals (See drawing for relative terminal positions): 1 = Screw terminals situated 90° to each other with #8-32 screws and washers installed. 5 = Screw terminals situated parallel to each other pointing downward with #8-32 screws and washers installed.								
7. Mounting Hardware: A = Knurled nut/hex nut installed G = Two hex nuts/lockwasher installed Z = No mounting hardware supplied								
8. Amp Rating:								
0.5	3	7.5	20	35				
1	4	10	25	40				
2	5	15	30	50				

Stock Items – Authorized distributors are more likely to stock the following items.

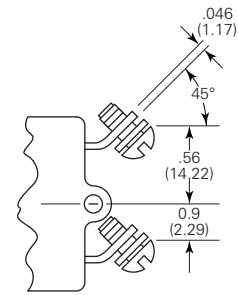
W31-X2M1G-1	W31-X2M1G-10	W31-X2M1G-35
W31-X2M1G-2	W31-X2M1G-15	W31-X2M1G-40
W31-X2M1G-3	W31-X2M1G-20	W31-X2M1G-50
W31-X2M1G-5	W31-X2M1G-25	
W31-X2M1G-7.50	W31-X2M1G-30	

W23 Outline Dimensions

Terminal Style 1



Terminal Style 3



All dimensions are given as inches (mm)

Mounting Hardware

Hex Nut

(55-001D - Silver Color)



Lockwasher

(88-006B - Silver Color)



Knurled Nut

(55-008A - Silver Color)



Suggested Mounting Holes

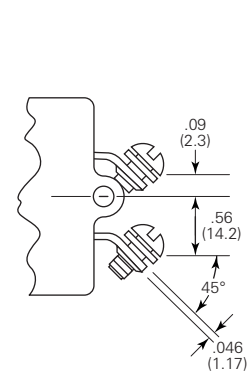


W31 Outline Dimensions

Terminal Style 1



Terminal Style 5



Mounting Hardware

Hex Nut

(55-001B - Silver Color)



Lockwasher

(88-002B - Silver Color)



Knurled Nut

(55-010B - Silver Color)



Suggested Mounting Holes



X-ON Electronics

Largest Supplier of Electrical and Electronic Components

Click to view similar products for [Circuit Breakers](#) category:

Click to view products by [TE Connectivity](#) manufacturer:

Other Similar products are found below :

[LUGZX66-1-61-20.0-44](#) [M39019/01-201S](#) [M39019/01-221](#) [M39019/01-323](#) [M39019/01-333](#) [M39019/01-336](#) [M39019/02-248](#) [M39019/02-311](#) [M39019/02-316](#) [M39019/04-249S](#) [M39019/05-246S](#) [M39019/06-254S](#) [M55629/1-016](#) [M55629/1-018](#) [M55629/1-021](#) [M55629/1-033](#) [M55629/1-036](#) [M55629/1-046](#) [M55629/1-048](#) [M55629/1-058](#) [M55629/1-067](#) [M55629/1-070](#) [M55629/1-079](#) [M55629/1-084](#) [M55629/1-085](#) [M55629/1-101](#) [M55629/1-109](#) [M55629/11-102](#) [M55629/1-120](#) [M55629/12-045](#) [M55629/12-046](#) [M55629/1-330](#) [M55629/1-366](#) [M55629/1-387](#) [M55629/1-401](#) [M55629/1-450](#) [M55629/2-022](#) [M55629/2-030](#) [M55629/2-072](#) [M55629/2-082](#) [M55629/2-099](#) [M55629/2-101](#) [M55629/2-102](#) [M55629/21-BM-BM](#) [M55629/21-HM-HM](#) [M55629/21-NS-NS](#) [M55629/22-NR-NR-NR](#) [M55629/22-RS-RS-RS](#) [M55629/2-347](#) [M55629/2-401](#)