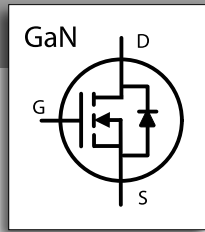


60 V Common Mode Differential Probes

DL05-HCM (500 MHz)
DL10-HCM (1 GHz)



Key Applications

- 48 V motors and drives
- High-power DC-DC converters
- GaN-based PDNs
- AC-DC switch-mode power supplies
- Wireless charging systems
- Gate-drive measurements

Key Features

Ideal probe for 48 V Power Conversion

- 500 MHz and 1 GHz bandwidth
- 80 V dynamic range
- 60 V common mode

Highest accuracy

- 0.5% gain accuracy
- Precision gain calibration
- Best LF flatness (0.1 dB)

Lowest noise and highest rejection

Wide variety of tips

- High performance solder-in
- Browser
- Single pins and header
- Mini and micro grabbers
- Socketed connections
- High temp solder-in
- Y-banana adaptor

ProBus active probe interface

The 60 V Common Mode Differential Probes are the ideal probes for low voltage GaN power conversion measurement with the highest accuracy, best CMRR, and lowest noise.

Ideal Probes for 48 V GaN Power Conversion

60 V of common mode and 80 V differential input range with 1 GHz of bandwidth, make these probes ideal for low voltage GaN power conversion measurements. The 60 V of common mode is well suited for handling any float of the battery and bulk/absorption voltage during charging, while the 80 V differential input range provide margin for any overshoot.

Highest Accuracy

The DL-HCM probes are calibrated for high-precision measurements to within 0.5% at DC and 0.1 dB flatness from DC to 100 MHz. This provides for high accuracy of top and base voltage levels of pulse-width modulated signals. The Precision Gain Calibration capability permits further measurement precision by improving the gain accuracy and removing small offset drifts from the measurement configuration.

Lowest Noise and Highest Rejection

The Common Mode Rejection Ratio (CMRR) is exceptional to very high frequencies. This provides for the best measurement performance when measuring very fast slew rate (high dV/dt) PWM signals typical of GaN devices and systems. Exceptional CMRR combined with low probe noise and high offset capability makes the probes capable of measuring very small control signals floating on high common mode voltages.

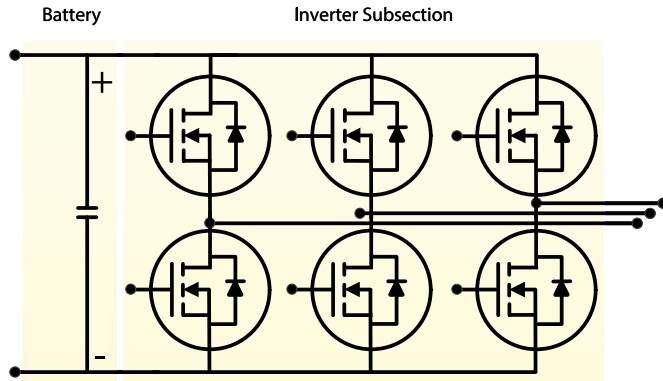
Wide Variety of Tips

The DL-HCM probes provide the perfect combination of high performance and flexibility for connecting to any device under test. An optional accessory kit and high temperature solder-in tip are available for further connectivity options.

BEST PROBE FOR 48 V POWER CONVERSION TESTING

48 V Battery-powered Motor and Drive Systems

Higher battery voltages require differential probes with suitable common mode ratings and peak voltage differential swings that can only be supplied with DL-HCM probes. 1 GHz permits accurate measurements on GaN power conversion systems.



- All-purpose probe for DC (battery), Device, Gate-drive and Inverter Output measurements
- 60 V common-mode exceeds requirements during battery-charging
- 60 V offset range for DC ripple measurements
- 80 V (DC + peak AC) differential swing for overshoot events
- Low attenuation with multiple ranges for best noise performance

DC Bus or Battery Voltage	DC Battery Charging Voltage	Drive/Inverter Pulse-Width Modulated (PWM) Output			
		V _{pk} Line-Line or Line-Ref (Rated)		V _{pk} Line-Line or Line-Ref (with Overshoot)*	
		Operating	Charging	Operating	Charging
V _{dc}	V _{dc}				
12	13.8	12	13.8	14.4	16.6
18	20.7	18	20.7	21.6	24.8
36	41.4	36	41.4	43.2	49.7
48	55.2	48	55.2	57.6	66.2
56	64.4	56	64.4	67.2	77.3

*assumes 20% signal overshoot

High-power DC-DC Converters

Higher-power DC-DC converters used in server and vehicle applications operate through a wide dynamic range. DL-HCM probes provide the common mode and peak voltage needed for up to 60 V inputs, and the dynamic range to measure much smaller output voltages.

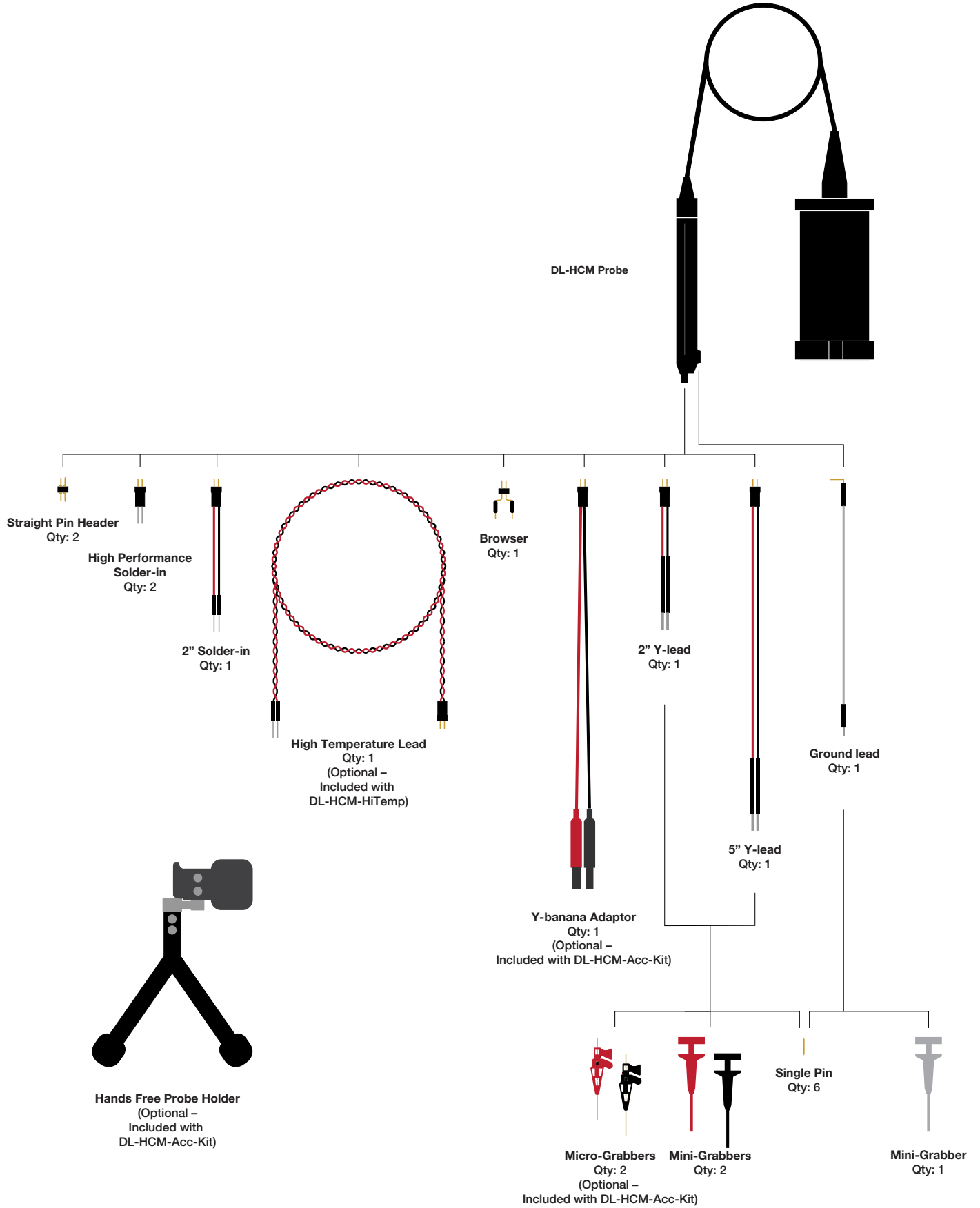
- All-purpose probe for DC (battery), Device, Gate-drive and Inverter Output measurements
- High-sensitivity (200 mV/div)
- 0.5% DC gain accuracy
- 60 V common mode and offset ranges

GaN Buck, Boost and Half-Bridge Systems

Faster switching speeds made possible by GaN devices are making a variety of low-power power conversion systems lighter, smaller, and more efficient. DL-HCM probes provide the bandwidth and performance necessary for testing various low-power GaN systems.

- Power distribution networks (PDNs)
- AC-DC switch-mode power supplies (SMPS)
- DC-DC converters
- Wireless charging systems

WIDE VARIETY OF TIPS



SPECIFICATIONS AND ORDERING INFORMATION

	DL05-HCM	DL10-HCM
Bandwidth*	500 MHz (guaranteed, without leads) 500 MHz (High performance solder-in and browser) 500 MHz (2" Y-lead/solder-in) 500 MHz (5" Y-lead) 30 MHz (Hi-Temp lead)	1 GHz (guaranteed, without leads) 1 GHz (High performance solder-in and browser) 800 MHz (2" Y-lead) 700 MHz (solder-in) 500 MHz (5" Y-lead) 30 MHz (Hi-Temp lead)
Rise Time (10-90%)*	700 ps	350 ps
Differential Voltage Range	80 V (DC + peak AC) from 200 mV/div to 20 V/div	
Common Mode Voltage Range	±60 V (DC + peak AC)	
Maximum Input Voltage to Earth	80 V (DC + peak AC), max 60 V DC (either input to ground)	
Maximum Safe Input Voltage Sensitivity	For Hand-held use: 28.28 Vrms or 60 V DC (referenced to ground) per IEC/EN 61010-031:2015	
	200 mV/div to 1 V/div (7.8x) 1.02 V/div to 2.5 V/div (17.5x) 2.55 V/div to 20 V/div (70x)	
DC Gain Accuracy	±0.5% (guaranteed)	
DC Gain Drift	≤ 0.075%/°C, can be calibrated out with precision gain cal	
Frequency Response Flatness	DC to 100MHz: 0.1 dB	
Offset Range	±60V	
Attenuation	7.8x / 17.5x / 70x	
Input Impedance	200 kΩ 0.6 pF (between inputs), 100 kΩ 1 pF (either input to ground)	
Input/Output Coupling	DC	
Output Termination	50 Ω	
Interface	ProBus	
Cable Length	1.42 m from probe sockets to oscilloscope connection	
Noise and Rejection		
CMRR	DC - 10 kHz: 80 dB 100 kHz: 70 dB 1 MHz: 55 dB 100 MHz: 50 dB 500 MHz: 35 dB	DC - 10 kHz: 80 dB 100 kHz: 70 dB 1 MHz: 55 dB 100 MHz: 50 dB 1 GHz: 30 dB
Noise (Probe)	200 mV/div to 1 V/div: 3.25mV _{rms} 1.02 V/div to 2.5 V/div: 4.5mV _{rms} 2.55 V/div to 20 V/div: 14.5mV _{rms}	200 mV/div to 1 V/div: 4.3mV _{rms} 1.02 V/div to 2.5 V/div: 6mV _{rms} 2.55 V/div to 20 V/div: 20mV _{rms}
Environmental		
Temperature	0°C to 50°C (Operating), -40°C to 70°C (Non-Operating)	
Humidity (Operating)	5% to 90% RH (Non-Condensing) up to 30°C, decreasing linearly to 45% RH at 50°C	
Humidity (Non-Operating)	5% to 95% RH (Non-Condensing), 75% RH above 40°C, 45% RH above 50°C	
Altitude (Operating)	Up to 3000 m (9842 ft)	
Certifications		
CE Declaration of Conformity	Conforms to EN61010-031:2015, EN61326-1:2013, and EN50581:2012	

* All Bandwidth and Rise Time measurements are made without leads and an oscilloscope bandwidth greater than the probe bandwidth.

Ordering Information

Product Description	Product Code	Standard leads and tips
500 MHz 60V Common Mode Differential Probe. Includes standard set of leads and tips.	DL05-HCM	High performance solder-in tips (Qty. 2) 2" solder-in tip
1 GHz 60V Common Mode Differential Probe. Includes standard set of leads and tips.	DL10-HCM	Browser Y-lead socket (2" and 5") Mini grabbers (Qty. 3)
DL-HCM series high-temperature solder-in tip, 30 MHz bandwidth, 1 meter length.	DL-HCM-HiTemp	Ground lead Single pin (Qty. 6)
DL-HCM series accessories kit with probe holder, micro IC grabbers (Qty 2.), and Y-banana adaptor.	DL-HCM-Acc-Kit	Straight pin header (Qty. 2)

Customer Service

Teledyne LeCroy oscilloscopes and probes are designed, built, and tested to ensure high reliability. In the unlikely event you experience difficulties, our digital oscilloscopes are fully warranted for three years and our probes are warranted for one year. This warranty includes:

- No charge for return shipping
- Long-term 7-year support
- Upgrade to latest software at no charge



1-800-5-LeCroy
teledynelecroy.com

Local sales offices are located throughout the world.
Visit our website to find the most convenient location.

X-ON Electronics

Largest Supplier of Electrical and Electronic Components

Click to view similar products for [Test Probes](#) category:

Click to view products by [Teledyne](#) manufacturer:

Other Similar products are found below :

[6214](#) [6474](#) [815003](#) [923832-BK-B](#) [P-KIT-1](#) [KT-MS001](#) [925250-R](#) [923848-C](#) [973368101](#) [972318101](#) [972318100](#) [MXHQ87WJ3000](#) [PK106-3](#) [PK2-5MM-102](#) [TAS90](#) [VL1735/45](#) [973368100](#) [972327100](#) [972327101](#) [973995100](#) [973995101](#) [CT3982B-120](#) [CT4386](#) [PP023-1](#) [PK1-5MM-127](#) [PP026-1](#) [PK103](#) [PK-ZS-013](#) [P6139B-PK10](#) [PQ215](#) [PQ219](#) [PQ218](#) [RT-ZI10C](#) [TT-SI 8071](#) [TT-SI 8050](#) [TT-SI 8010A](#) [TT-SI 7005](#)
[GE.3421](#) [GE.3121](#) [GE.1511](#) [GE.1521](#) [GE.2511](#) [HVP15B](#) [TT-SI7002](#) [4005](#) [4011](#) [4012](#) [4013](#) [4014](#) [4015](#)