


Harmony™ XB4/XB5 22 mm push buttons for harsh environments

Catalog
2013





Harmony™ XB4/XB5 22 mm push buttons provide a winning solution for harsh environments

Applications today demand high performance in harsh environments. Outdoor use of machinery, high pressure cleaning, and exposure to extreme temperature conditions are common...and can adversely affect the performance of HMI devices.

> Designed for high performance

Complete product offer for your applications in harsh environments

> Built on proven quality

Robust and rugged construction means high reliability and long life

> Common accessories and complementary functions

Worldwide availability

Contents

Harmony XB4/XB5 benefits for harsh environments	3
22 mm push buttons	
Harmony XB4 metal	6
Harmony XB5 plastic.....	11
Harmony XB4 and XB5 common components	16
Product reference index	18

Make the most of your energy





Designed for high performance

Harmony™ XB4/XB5 push buttons for harsh environments are designed for the most difficult of applications. As the market leader in control and signalling products, Schneider Electric has the knowledge and experience to meet these exacting demands.

> Rugged design and protection


- External boot keeps water and dust out of the head, as well as the panel
- Large diameter head can be operated with gloved hand

**IP66
IP69K**
performance



> Unique and innovative marking system

- Clear marking, with high contrast symbols or text
- UV resistant for high performance and long life
- Marking is customizable to your application



100%
customizable
head marking



Built on proven quality

Harmony™ push buttons for harsh environments are the perfect addition to Schneider Electric's world-leading XB4 and XB5 product families – products that have provided over 10 years of proven quality and high performance.

> Complete product range

These push buttons are available in XB4 metal bodied and XB5 plastic bodied versions. Both are fitted with an external boot to protect the head against liquid and dust.

More than
200 million
products in service



Common accessories

Uses mounting collars and contact blocks from the XB4 and XB5 product families – simplifying ordering and inventory.

> ... and complementary functions to complete your solution

- Booted push buttons, selector switches, key operated switches
- Emergency Stop devices
- Illuminated functions for status indication
- Protective guard to limit accidental operation
- Protective boot for high dust environments to limit contact block pollution



Worldwide
product availability



Industrial vehicles



Outdoor machinery



Mining equipment



Marine




Harmony XB4	★ ★ ★ ★	★ ★ ★ ★	★ ★ ★ ★	★ ★
Harmony XB5	★ ★	★ ★	★	★ ★ ★ ★

Harmony™ XB4 metal 22 mm push buttons

Push buttons and switches for harsh environments
Spring return push buttons, unmarked or with marking

Assembly of other products using body/contact assemblies: see page 16.

Push buttons with integrated bellow


Shape of head	Color of push	Symbol	Reference	Weight kg
Heads only, 37 mm (IP 66 + IP 69K) without marking				
	White	–	ZB4BC180	0.036
	Black	–	ZB4BC280	0.036
	Green	–	ZB4BC380	0.036
	Red	–	ZB4BC480	0.036
	Yellow	–	ZB4BC580	0.036
	Blue	–	ZB4BC680	0.036
	Grey	–	ZB4BC780	0.036
	Light blue	–	ZB4BC980	0.036



ZB4BC580



ZB4BC28001

Heads only, 37 mm (IP 66 + IP 69K) with marking (1)				
	Black	Bell	ZB4BC28001	0.036
		0	ZB4BC28021	0.036
	White	I	ZB4BC18023	0.036
	Red	0	ZB4BC48021	0.036
	Green	I	ZB4BC38023	0.036



ZBZ1902

Accessories

Description	Function	Reference	Weight kg
Protective guard in plastic	Protection against accidental operation	ZBZ1902 (2)	0.010
Boot for contact block ZBE10●, ZBE10●3 and ZBE50● (3)	Protection against liquid and dust ingress	ZBZ	0.098



ZBZ60



Contact + ZB4BC28001

Other versions Customization with other texts or symbols
Please consult our Customer Care Center.



Contact + ZB4BC28001RA

- (1) Heads are mounted relative to the position of the contact blocks:
 - contact blocks are normally used in the "vertical" position.
 - to mount the contact block in the "horizontal" position, it is necessary to order an alternative head with the symbol rotated by 90°. Please add the suffix "RA" in the end of the references for alternative heads of your choice.
 Example: ZB4BC28001 becomes ZB4BC28001RA.
 (2) For heads with the RA suffix (ZB4BC●●●●RA) used with a guard, it is necessary to order the dedicated guard ZBZ1902RA.
 (3) Restriction for use: refer to the product instruction sheet at www.schneider-electric.com.



Harmony™ XB4 metal 22 mm push buttons

Push buttons and switches for harsh environments
Spring return push buttons, unmarked


Assembly of other products using body/contact assemblies: see page 16.

Push buttons with silicone booted head



Screw clamp terminal connections (Schneider Electric anti-retightening system)

Shape of head	Type of push	Type of contact		Color of push	Reference	Weight kg
						
		N/O	N/C			



Complete units (IP 66 + IP 69K)

Shape of head	Type of push	Type of contact	Color of push	Reference	Weight kg
	Booted, clear silicone (color of push unobscured)	1	Black	XB4BP21 (ZB4BZ101 + ZB4BP2)	0.082
		–	Green	XB4BP31 (ZB4BZ101 + ZB4BP3)	0.082
		–	Yellow	XB4BP51 (ZB4BZ101 + ZB4BP5)	0.082
		–	Blue	XB4BP61 (ZB4BZ101 + ZB4BP6)	0.082
		–	Red	XB4BP42 (ZB4BZ102 + ZB4BP4)	0.082
–	–	1			

Silicone booted heads only, with increased protection (IP 66 + IP 69K)

Shape of head	Type of push	Type of contact	Color of push	Reference	Weight kg
	Flush Clear boot (1) For insertion of protected legend within head (2)	–	White	ZB4BP18	0.034
		–	Green	ZB4BP38	0.034
		–	Red	ZB4BP48	0.034
		–	Yellow	ZB4BP58	0.034
		–	Blue	ZB4BP68	0.034
	Projecting Clear boot (1)	–	White	ZB4BP1	0.031
		–	Black	ZB4BP2	0.031
		–	Green	ZB4BP3	0.031
		–	Red	ZB4BP4	0.031
		–	Yellow	ZB4BP5	0.031
		–	Blue	ZB4BP6	0.031

Silicone booted heads only, standard for mounting with legend holder (IP 66)

Shape of head	Type of push	Type of contact	Color of push	Reference	Weight kg
	Flush Colored boot	–	White	ZB4BP1S	0.034
		–	Black	ZB4BP2S	0.034
		–	Green	ZB4BP3S	0.034
		–	Red	ZB4BP4S	0.034
		–	Yellow	ZB4BP5S	0.034
		–	Blue	ZB4BP6S	0.034
	Flush Clear membrane For insertion of protected legend within head (2)	–	White	ZB4BP183	0.026
		–	Green	ZB4BP383	0.026
		–	Red	ZB4BP483	0.026
		–	Yellow	ZB4BP583	0.026
		–	Blue	ZB4BP683	0.026

Transparent boots for push buttons

Description	For use with push button types	Sold in lots of	Unit reference	Weight kg
Single boots (1)	Flush with circular head	10	ZBPA	0.002
	Projecting with circular head and push-push version	10	ZBP0	0.002
	Flush or projecting with circular head for food industry applications	10	ZBP0A	0.002

Colored boots

Description	Color	For use with	Sold in lots of	Unit reference	Weight kg
Colored boots (3)	Black	ZB4BP2S	10	ZBP012	0.003
	Green	ZB4BP3S	10	ZBP013	0.003
	Red	ZB4BP4S	10	ZBP014	0.003
	Yellow	ZB4BP5S	10	ZBP015	0.003
	Blue	ZB4BP6S	10	ZBP016	0.003

Heads with black metal bezel

To order, add a figure 7 to the references selected from above.

Example: **ZB4BP18** becomes **ZB4BP187**.

(1) Permissible panel thickness 1 to 5 mm, cannot be used with legend holders.

(2) To order a legend for insertion within the head, please consult our website www.schneider-electric.com.

(3) Can be replaced without dismantling the head.



XB4BP42



ZB4BP58



ZB4BP3S



ZB4BP183



ZBP0

Harmony™ XB4 metal 22 mm push buttons

Push buttons and switches for harsh environments
Multiple headed push buttons, spring return

Assembly of other products using body/contact assemblies: see page 16.



XB4BL73415



ZB4BA7121



ZB4BL7341



XB4BW73731●5



ZB4BW7A1721



ZB4BW7A3741

Double-headed push buttons (1)						
Screw clamp terminal connections (Schneider Electric anti-retightening system)						
Shape of head	Description	Type of contact		Color and marking of caps (2)	Reference	Weight kg
		N/O	N/C			

Complete units (IP 66 + IP 69K)						
	2 pushes (1 flush black + 1 projecting red)	1	1	White "1" on green background White "0" on red background	XB4BL73415	0.116

Heads only (IP 66 + IP 69K)						
	2 flush black pushes			White background + black background, unmarked	ZB4BA7120	0.056
				Black "1" on white background White "0" on black background	ZB4BA7121	0.056
				Green background + red background, unmarked	ZB4BA7340	0.056
				White "1" on green background White "0" on red background	ZB4BA7341	0.056
				Without cap (3)	ZB4BA79	0.056

	1 flush black push 1 projecting red push			Green background + red background, unmarked	ZB4BL7340	0.056
				White "1" on green background White "0" on red background	ZB4BL7341	0.056

Double-headed push buttons + 1 white central pilot light block (1)							
Screw clamp terminal connections (Schneider Electric anti-retightening system)							
Shape of head	Description	Type of contact		Color and marking of caps (2)	Pilot light voltage V	Reference	Weight kg
		N/O	N/C				

Complete units (IP 66 + IP 69K)							
	1 flush black push 1 projecting red push 1 white central pilot light block	1	1	White "1" on green background White "0" on red background	24	XB4BW73731B5	0.130
					120	XB4BW73731G5	0.130
					240	XB4BW73731M5	0.130

Heads only (IP 66 + IP 69K) (5)							
	2 flush black pushes 1 clear central pilot light (4)			White background + black background, unmarked		ZB4BW7A1720	0.056
				Black "1" on white background White "0" on black background		ZB4BW7A1721	0.056
				Green background + red background, unmarked		ZB4BW7A3740	0.056
				White "1" on green background White "0" on red background		ZB4BW7A3741	0.056
				Black "1" on white background White "0" on black background		ZB4BW7A1724	0.056
				Black "+" on white background Black "-" on white background		ZB4BW7A1715	0.056
				Without cap (3)		ZB4BW7A9	0.056

	1 flush black push 1 projecting red push 1 clear central pilot light (4)			Green background + red background, unmarked		ZB4BW7L3740	0.056
				White "1" on green background White "0" on red background		ZB4BW7L3741	0.056

Heads with black metal bezel

To order, add the suffix 7 to the references selected above. Example: **ZB4BA7120** becomes **ZB4BA71207**.

(1) Recommended maximum number of contacts constituting the body (mounting collar + contact) associated with the head, please consult our website www.schneider-electric.com.

(2) These caps are fitted by Schneider Electric and cannot be removed (risk of damage).

(3) Caps to be ordered separately: see page opposite.

(4) Color of centrally positioned pilot light determined by the color of the LED incorporated in the body sub-assembly.

(5) Only for use with bodies comprising a light source with integral LED.




Harmony™ XB4 metal 22 mm push buttons

Push buttons and switches for harsh environments
Multiple headed push buttons, spring return


Assembly of other products using body/contact assemblies: see page 16.

Triple-headed push buttons (1) (2)


Screw clamp terminal connections (Schneider Electric anti-retightening system)

Shape of head	Description	Type of contact	Color and marking of caps (3)	Reference	Weight kg
		 N/O			
		 N/C			
		 N/O			

Complete units (IP 66 + IP 69K)

	2 flush black pushes + 1 central projecting red push marked "Stop" in white	1	1	1	White "I" on green background White "II" on green background	XB4BA731327	0.128
					Black "→" on white background White "←" on black background	XB4BA711237	0.128

Heads only (IP 66 + IP 69K)

	2 flush black pushes + 1 central projecting red push marked "Stop" in white				White "I" on green background White "II" on green background	ZB4BA73132	0.056
					White "←" on green background White "→" on green background	ZB4BA73133	0.056
					White "↑" on green background White "↓" on green background	ZB4BA73134	0.056
					White "+" on green background White "-" on green background	ZB4BA73135	0.056
					Black "+" on white background Black "-" on white background	ZB4BA71115	0.056
					Black "→" on white background White "←" on black background	ZB4BA71123	0.056
					Black "↑" on white background White "↓" on black background	ZB4BA71124	0.056
					White "↑" on black background White "↓" on black background	ZB4BA72124	0.056
					Without cap (4)	ZB4BA791	0.056

Specific accessories for multiple-headed push buttons

Description	Background color	Marking	Sold in lots of	Reference	Weight kg
Caps only for clip-on mounting (5) on: - ZB4BA79 double-headed push buttons - ZB4BW7A9 double-headed push buttons + central pilot light block - ZB4BA791 triple-headed push buttons	White	Unmarked	10	ZBA71	0.010
		"I" black	10	ZBA7131	0.010
		"→" black	10	ZBA7134	0.010
		"+" black	10	ZBA7138	0.010
	Black	Unmarked	10	ZBA72	0.010
		"O" white	10	ZBA7232	0.010
		"+" white	10	ZBA7233	0.010
		"→" white	10	ZBA7235	0.010
	Green	"I" white	10	ZBA7237	0.010
		Unmarked	10	ZBA73	0.010
		"I" white	10	ZBA7331	0.010
		"+" white	10	ZBA7333	0.010
Red	"↑" white	10	ZBA7335	0.010	
	"II" white	10	ZBA7336	0.010	
	Unmarked	10	ZBA74	0.010	
	"O" white	10	ZBA7432	0.010	
Yellow	Unmarked	10	ZBA75	0.010	
Blue	Unmarked	10	ZBA76	0.010	

Clear silicone boots (6)	For 2 flush pushes	–	10	ZBA708	0.055
	For 3 pushes	–	10	ZBA709	0.055
	For 1 flush push + 1 projecting push	–	10	ZBA710	0.055

Heads with black metal bezel

To order, add the suffix 7 to the references selected above.

Example: **ZB4BA73132** becomes **ZB4BA731327**.

(1) Recommended maximum number of contacts constituting the body (mounting collar + contact) associated with the head, please consult our website www.schneider-electric.com.

(2) Not compatible with high power switching contacts and contacts for printed circuit board.

(3) These caps are fitted by Schneider Electric and cannot be removed (risk of damage).

(4) Caps to be ordered separately: see accessories on this page.

(5) Can be clipped-in at 90° steps, through 360°.

(6) Can be replaced without dismantling the head.



XB4BA731327



ZB4BA73133



ZB4BA71124



ZBA7235



ZBA7331



ZBA7432



ZBA709

Harmony™ XB4 metal 22 mm push buttons

Push buttons and switches for harsh environments
Selector switches and key switches

Assembly of other products using body/contact assemblies: see page 16.



ZB4BD4



ZB4BG0



ZBG455P



ZBGP



ZBDD2

Selector switches with standard handle and key switches

Screw clamp terminal connections (Schneider Electric anti-retightening system)

Shape of head	Type of operator	Positions Number	Type	Reference	Weight kg			
Heads only (IP 66 + IP 69K)								
	Selector switch with standard handle, black	2-position 90°	Stay put		ZB4BD2	0.040		
			Spring return from right to left		ZB4BD4	0.045		
		3-position ± 45°	Stay put		ZB4BD3	0.040		
			Spring return to center		ZB4BD5	0.040		
			Spring return from left to center		ZB4BD7	0.040		
			Spring return from right to center		ZB4BD8	0.040		
			Key switch with key n° 455 (1) (2)	2-position 90°	Stay put		ZB4BG2	0.098
							ZB4BG02	0.098
3-position ± 45°	Stay put				ZB4BG4	0.098		
	Spring return from right to left				ZB4BG6	0.098		
	Stay put				ZB4BG0	0.098		
	Stay put				ZB4BG03	0.098		
	Stay put				ZB4BG04	0.098		
	Stay put				ZB4BG3	0.098		
Stay put				ZB4BG5	0.098			
Stay put				ZB4BG9	0.098			
Stay put		ZB4BG09	0.098					

Heads with black metal bezel

For heads with standard black handle only. To order, add the suffix 7 to the references selected from above.
Example: ZB4BD2 becomes ZB4BD27.

Replacement keys

Description	Key number	Reference	Weight kg
Keys for booted selector switches			
Sets of 2 keys, one of which supplied booted (rubber boot)	455	ZBG455P	—
	421E	ZBG421EP	—
	458A	ZBG458AP	—
	520E	ZBG520EP	—
	3131A	ZBG3131AP	—

Accessory for key switches (3)

Description	Function	Reference	Weight kg	
Keyhole cover (rubber cover)	Protection of lock barrel when no key inserted in lock	ZBGP	0.005	
Boot for standard handle				
Description	For use with	Sold in lots of	Unit reference	Weight kg
Boot for standard handle	ZB4BD●	5	ZBDD2	0.005

(1) The symbol indicates key withdrawal position(s).
(2) For specific keys with other numbers, please consult your Customer Care Center.
(3) Not compatible with products with key TEC10.

Harmony™ XB5 plastic 22 mm push buttons


Push buttons and switches for harsh environments
Spring return push buttons, unmarked or with marking

Assembly of other products using body/contact assemblies: see page 16.



ZB5AC680

Push buttons with integrated bellow

Shape of head	Color of push	Reference	Weight kg
Heads only, 37 mm (IP 66 + IP 69K) without marking			
Flush 	White	ZB5AC180	0.024
	Black	ZB5AC280	0.024
	Green	ZB5AC380	0.024
	Red	ZB5AC480	0.024
	Yellow	ZB5AC580	0.024
	Blue	ZB5AC680	0.024
	Grey	ZB5AC780	0.024
	Light blue	ZB5AC980	0.024

Heads only, 37 mm (IP 66 + IP 69K) with marking

Other versions Customization with marking at your choice (texts or symbols)
Rotation of head for horizontal mounting of the contact block (1)
Please consult our Customer Care Center.



ZBZ1902

Accessories

Description	Function	Reference	Weight kg
Protective guard in plastic	Protection against accidental operation	ZBZ1902 (2)	0.010
Boot for contact block ZBE10●, ZBE10●3 and ZBE50● (3)	Protection against liquid and dust ingress	ZBZ60	0.098



ZBZ60

(1) Heads are mounted relative to the position of the contact blocks: contact blocks are normally used in the "vertical" position. It is necessary to order an alternative head with the symbol rotated by 90° in order to mount the contact block in the "horizontal" position (see images on page 6). Please add the suffix "RA" in the end of the references for alternative heads of your choice.

(2) For heads with the RA suffix (ZB5AC●●●RA) used with a guard, it is necessary to order the dedicated guard ZBZ 902RA.

(3) Restriction for use: refer to the product instruction sheet at www.schneider-electric.com.

Harmony™ XB5 plastic 22 mm push buttons

Push buttons and switches for harsh environments
Spring return push buttons, unmarked

Assembly of other products using body/contact assemblies: see page 16.

Push buttons with silicone booted head						
Screw clamp terminal connections (Schneider Electric anti-retightening system)						
Shape of head	Type of push	Type of contact		Color of push	Reference	Weight kg

Complete units (IP 66 + IP 69K)						
	Booted, clear silicone (color of push unobscured)	1	-	Black	XB5AP21 (ZB5AZ101 + ZB5AP2)	0.039
				Green	XB5AP31 (ZB5AZ101 + ZB5AP3)	0.039
				Yellow	XB5AP51 (ZB5AZ101 + ZB5AP5)	0.039
				Blue	XB5AP61 (ZB5AZ101 + ZB5AP6)	0.039
				Red	XB5AP42 (ZB5AZ102 + ZB5AP4)	0.039
				-	1	

Silicone booted heads only, with increased protection (IP 66 + IP 69K)						
	Flush	Clear boot (1) For insertion of protected legend within head (2)		White	ZB5AP18	0.023
				Green	ZB5AP38	0.023
				Red	ZB5AP48	0.023
				Yellow	ZB5AP58	0.023
				Blue	ZB5AP68	0.023
	Projecting	Clear boot (1)		White	ZB5AP1	0.014
				Black	ZB5AP2	0.014
				Green	ZB5AP3	0.014
				Red	ZB5AP4	0.014
				Yellow	ZB5AP5	0.014
				Blue	ZB5AP6	0.014

Silicone booted heads only, standard for mounting with legend holder (IP 66)						
	Flush	Colored boot		White	ZB5AP1S	0.021
				Black	ZB5AP2S	0.021
				Green	ZB5AP3S	0.021
				Red	ZB5AP4S	0.021
				Yellow	ZB5AP5S	0.021
				Blue	ZB5AP6S	0.021
		Clear membrane For insertion of protected legend within head (2)		White	ZB5AP183	0.010
				Green	ZB5AP383	0.010
				Red	ZB5AP483	0.010
				Yellow	ZB5AP583	0.010
	Blue	ZB5AP683	0.010			

Transparent boots for push buttons				
Description	For use with push button types	Sold in lots of	Unit reference	Weight kg
Single boots (1)	Flush with circular head	10	ZBPA	0.002
	Projecting with circular head and push-push version	10	ZBP0	0.002
	Flush or projecting with circular head for food industry applications	10	ZBP0A	0.002

Colored boots					
Description	Color	For use with	Sold in lots of	Unit reference	Weight kg
Colored boots (3)	Black	ZB5AP2S	10	ZBP012	0.003
	Green	ZB5AP3S	10	ZBP013	0.003
	Red	ZB5AP4S	10	ZBP014	0.003
	Yellow	ZB5AP5S	10	ZBP015	0.003
	Blue	ZB5AP6S	10	ZBP016	0.003

Bellows for emergency stops and mushroom operators				
Description	Color	Sold in lots of	Unit reference	Weight kg
Bellows	Black	2	ZBZ28	0.009
	Yellow	2	ZBZ58	0.009

Heads with black metal bezel

To order, add a figure 7 to the references selected from above. Example: **ZB5AP18** becomes **ZB5AP187**.

(1) Permissible panel thickness 1 to 5 mm, cannot be used with legend holders.
 (2) To order a legend for insertion within the head, please consult our website www.schneider-electric.com.
 (3) Can be replaced without dismantling the head.



XB5AP51



ZB5AP4




ZB5AP6S



ZB5AP183



ZBP0



ZBZ8

Harmony™ XB5 plastic 22 mm push buttons

Push buttons and switches for harsh environments
Multiple-headed push buttons, spring return

Assembly of other products using body/contact assemblies: see page 16.



XB5AL73415



ZB5AA7121



XB5AL7341



XB5AW73731●5



ZB5AW7A1721



ZB5AW7A3741

Double-headed push buttons (1)

Screw clamp terminal connections (Schneider Electric anti-retightening system)

Shape of head	Description	Type of contact		Color and marking of caps (2)	Reference	Weight kg
		N/O	N/C			
Complete units (IP 66 + IP 69K)						
	2 pushes (1 flush black + 1 projecting red)	1	1	White "1" on green background White "0" on red background	XB5AL73415	0.053
Heads only (IP 66 + IP 69K)						
	2 flush black pushes			White background + black background, unmarked	ZB5AA7120	0.023
				Black "1" on white background White "0" on black background	ZB5AA7121	0.023
				Green background + red background, unmarked	ZB5AA7340	0.023
				White "1" on green background White "0" on red background	ZB5AA7341	0.023
				Without cap (3)	ZB5AA79	0.023
	1 flush black push 1 projecting red push			Green background + red background, unmarked	ZB5AL7340	0.023
				White "1" on green background White "0" on red background	ZB5AL7341	0.023

Double-headed push buttons + 1 white central pilot light block (1)

Screw clamp terminal connections (Schneider Electric anti-retightening system)

Shape of head	Description	Type of contact		Color and marking of caps (2)	Pilot light voltage V	Reference	Weight kg
		N/O	N/C				
Complete units (IP 66 + IP 69K)							
	1 flush black push 1 projecting red push 1 white central pilot light block	1	1	White "1" on green background White "0" on red background	24	XB5AW73731B5	0.066
					120	XB5AW73731G5	0.066
					240	XB5AW73731M5	0.066
Heads only (IP 66 + IP 69K) (5)							
	2 flush black pushes 1 clear central pilot light (4)			White background + black background, unmarked		ZB5AW7A1720	0.023
				Black "1" on white background White "0" on black background		ZB5AW7A1721	0.023
				Green background + red background, unmarked		ZB5AW7A3740	0.023
				White "1" on green background White "0" on red background		ZB5AW7A3741	0.023
				Black "1" on white background White "0" on black background		ZB5AW7A1724	0.023
				Black "+" on white background Black "-" on white background		ZB5AW7A1715	0.023
				Without cap (3)		ZB5AW7A9	0.023
	1 flush black push 1 projecting red push 1 clear central pilot light (4)			Green background + red background, unmarked		ZB5AW7L3740	0.023
				White "1" on green background White "0" on red background		ZB5AW7L3741	0.023

(1) Recommended maximum number of contacts constituting the body (mounting collar + contact) associated with the head, please consult our website www.schneider-electric.com.

(2) These caps are fitted by Schneider Electric and cannot be removed (risk of damage).

(3) Caps to be ordered separately: see page 14.

(4) Color of centrally positioned pilot light determined by the color of the LED incorporated in the body sub-assembly.

(5) Only for use with bodies comprising a light source with integral LED.

Harmony™ XB5 plastic 22 mm push buttons

Push buttons and switches for harsh environments
Multiple-headed push buttons, spring return

Assembly of other products using body/contact assemblies: see page 16.

Triple-headed push buttons (1) (2)							
Screw clamp terminal connections (Schneider Electric anti-retightening system)							
Shape of head	Description	Type of contact			Color and marking of caps (3)	Reference	Weight kg
		N/O	N/C	N/O			

Complete units (IP 66 + IP 69K)							
	2 flush black pushes + 1 central projecting red push marked "Stop" in white	1	1	1	White "I" on green background White "II" on green background	XB5AA731327	0.063
					Black "→" on white background White "←" on black background	XB5AA711237	0.063

Heads only (IP 66 + IP 69K)							
	2 flush black pushes + 1 central projecting red push marked "Stop" in white				White "I" on green background White "II" on green background	ZB5AA73132	0.023
					White "←" on green background White "→" on green background	ZB5AA73133	0.023
					White "↑" on green background White "↓" on green background	ZB5AA73134	0.023
					White "+" on green background White "-" on green background	ZB5AA73135	0.023
					Black "+" on white background Black "-" on white background	ZB5AA71115	0.023
					Black "→" on white background White "←" on black background	ZB5AA71123	0.023
					Black "↑" on white background White "↓" on black background	ZB5AA71124	0.023
					White "↑" on black background White "↓" on black background	ZB5AA72124	0.023
					Without cap (4)	ZB5AA791	0.023

Specific accessories for multiple-headed push buttons						
Description	Background color	Marking	Sold in lots of	Reference	Weight kg	
Caps only for clip-on mounting (5) on: - ZB5AA79 double-headed push buttons - ZB5AA7A9 double-headed push buttons + central pilot light block - ZB5AA791 triple-headed push buttons	White	Unmarked	10	ZBA71	0.010	
		"I" black	10	ZBA7131	0.010	
		"→" black	10	ZBA7134	0.010	
		"+" black	10	ZBA7138	0.010	
	Black	Unmarked	10	ZBA72	0.010	
		"O" white	10	ZBA7232	0.010	
		"+" white	10	ZBA7233	0.010	
		"→" white	10	ZBA7235	0.010	
	Green	"I" white	10	ZBA7237	0.010	
		Unmarked	10	ZBA73	0.010	
		"I" white	10	ZBA7331	0.010	
		"+" white	10	ZBA7333	0.010	
	Red	"↑" white	10	ZBA7335	0.010	
		"II" white	10	ZBA7336	0.010	
		Unmarked	10	ZBA74	0.010	
		"O" white	10	ZBA7432	0.010	
Yellow	Unmarked	10	ZBA75	0.010		
Blue	Unmarked	10	ZBA76	0.010		
Clear silicone boots (6)	For 2 flush pushes	-	10	ZBA708	0.055	
	For 3 pushes	-	10	ZBA709	0.055	
	For 1 flush push + 1 projecting push	-	10	ZBA710	0.055	

(1) Recommended maximum number of contacts constituting the body (mounting collar + contact) associated with the head, please consult our website www.schneider-electric.com.

(2) Not compatible with high power switching contacts and contacts for printed circuit board.

(3) These caps are fitted by Schneider Electric and cannot be removed (risk of damage).

(4) Caps to be ordered separately: see accessories on this page.

(5) Can be clipped-in at 90° steps, through 360°.

(6) Can be replaced without dismantling the head.



XB5AA731327



ZB5AA73133



ZB5AA71124



ZBA7235



ZBA7331



ZBA7432



ZBA709

Harmony™ XB5 plastic 22 mm push buttons

Push buttons and switches for harsh environments
Selector switches and key switches

Assembly of other products using body/contact assemblies: see page 16.



ZB5AD2



ZB5AG3



ZBG455P



ZBGP



ZBDD2

Selector switches with standard handle and key switches

Screw clamp terminal connections (Schneider Electric anti-retightening system)

Shape of head	Type of operator	Positions Number	Type	Reference	Weight kg			
Heads only (IP 66 + IP 69K)								
	Standard handle, black	2-position 90°	Stay put		ZB5AD2	0.017		
			Spring return from right to left		ZB5AD4	0.020		
		3-position ± 45°	Stay put		ZB5AD3	0.017		
			Spring return to center		ZB5AD5	0.017		
			Spring return from left to center		ZB5AD7	0.017		
			Spring return from right to center		ZB5AD8	0.017		
			Key switch with key n° 455 (1) (2)	2-position 90°	Stay put		ZB5AG2	0.057
							ZB5AG02	0.057
					ZB5AG4	0.057		
Spring return from right to left					ZB5AG6	0.061		
3-position ± 45°	Stay put					ZB5AG0	0.057	
						ZB5AG3	0.057	
					ZB5AG5	0.057		
					ZB5AG9	0.057		
					ZB5AG09	0.057		
	Spring return from left to center				ZB5AG1	0.057		
Spring return to center				ZB5AG7	0.057			
Spring return from right to center				ZB5AG8	0.057			
		ZB5AG05	0.057					

Heads with black metal bezel

For heads with standard black handle only. To order, add the suffix 7 to the references selected from above.
Example: ZB5AD2 becomes ZB5AD27.

Replacement keys

Description	Key number	Reference	Weight kg
Keys for booted selector switches			
Sets of 2 keys, one of which supplied booted (rubber boot)	455	ZBG455P	—
	421E	ZBG421EP	—
	458A	ZBG458AP	—
	520E	ZBG520EP	—
	3131A	ZBG3131AP	—

Accessory for key switches (3)

Description	Function	Reference	Weight kg
Keyhole cover (rubber cover)	Protection of lock barrel when no key inserted in lock	ZBGP	0.005

Boot for standard handle

Description	For use with	Sold in lots of	Unit reference	Weight kg
Boot for standard handle	ZB5AD●	5	ZBDD2	0.005

(1) The symbol indicates key withdrawal position(s).

(2) For specific keys with other numbers, please consult your Customer Care Center.

(3) Not compatible with products with key TEC10.



Harmony™ XB4 metal / XB5 plastic 22 mm push buttons

Push buttons and switches for harsh environments
Body/contact assemblies

To combine with XB4 metal heads, see page 6; XB5 plastic heads, see page 11.

Contact functions - Screw clamp terminal connections (Schneider Electric anti-retightening system)

Contacts for standard applications

Description	Type of contact	 N/O	 N/C	Sold in lots of	Unit reference	Weight kg
Contacts blocks (for Harmony XB4 metal range)	Single with body/mounting collar	1	–	1	ZB4BZ101	0.053
		–	1	1	ZB4BZ102	0.053
		2	–	1	ZB4BZ103	0.062
		–	2	1	ZB4BZ104	0.062
		1	1	1	ZB4BZ105	0.062
		1	2	1	ZB4BZ141	0.072
Contacts blocks (for Harmony XB5 plastic range)	Single with body/mounting collar	1	–	1	ZB5AZ101	0.021
		–	1	1	ZB5AZ102	0.021
		2	–	1	ZB5AZ103	0.030
		–	2	1	ZB5AZ104	0.030
		1	1	1	ZB5AZ105	0.030
		1	2	1	ZB5AZ141	0.040





ZB4BZ101



ZB5AZ101

Contact functions - Spring clamp terminal connections

Contacts for standard applications

Description	Type of contact	 N/O	 N/C	Sold in lots of	Unit reference	Weight kg
Contacts blocks (for Harmony XB4 metal range)	Single with body/mounting collar	1	–	1	ZB4BZ1015	0.053
		–	1	1	ZB4BZ1025	0.053
		2	–	1	ZB4BZ1035	0.062
		–	2	1	ZB4BZ1045	0.062
		1	1	1	ZB4BZ1055	0.062
Contacts blocks (for Harmony XB5 plastic range)	Single with body/mounting collar	1	–	1	ZB5AZ1015	0.021
		–	1	1	ZB5AZ1025	0.021
		2	–	1	ZB5AZ1035	0.030
		–	2	1	ZB5AZ1045	0.030
		1	1	1	ZB5AZ1055	0.030



ZB4BZ1015



ZB5AZ1015

Harmony™ XB4 metal / XB5 plastic 22 mm push buttons

Push buttons and switches for harsh environments
Body/contact assemblies

To combine with XB4 metal heads, see page 6; XB5 plastic heads, see page 11.



ZB4BZ009

Body/mounting collar				
Contacts for standard applications				
For use with	Type of range	Sold in lots of	Unit reference	Weight kg
Electrical block (contact or light)	Harmony XB4 metal	10	ZB4BZ009	0.038
	Harmony XB5 plastic	10	ZB5AZ009	0.038



ZB5AZ009

Contact functions - Screw clamp terminal connections (Schneider Electric anti-retightening system)						
Contacts for standard applications						
Description	Type of contact			Sold in lots of	Unit reference	Weight kg
		N/O	N/C			
Contact blocks (for Harmony XB4 metal and XB5 plastic ranges)	Single	1	–	5	ZBE101	0.011
		–	1	5	ZBE102	0.011
	Double	2	–	5	ZBE203	0.020
		–	2	5	ZBE204	0.020
		1	1	5	ZBE205	0.020



ZBE101



ZBE203

Contacts for specific applications							
Application	Type of contact	Description			Sold in lots of	Unit reference	Weight kg
			N/O	N/C			
Contact blocks for low power switching (for Harmony XB4 metal and XB5 plastic ranges)	Single	Standard	1	–	5	ZBE1016	0.012
			–	1	5	ZBE1026	0.012
		Dusty environment (1) (IP5X, 50 µm dust)	1	–	5	ZBE1016P	0.012
			–	1	5	ZBE1026P	0.012



ZBE1015

Contact functions - Spring clamp terminal connections						
Contacts for standard applications						
Description	Type of contact			Sold in lots of	Unit reference	Weight kg
		N/O	N/C			
Contact blocks (for Harmony XB4 metal and XB5 plastic ranges)	Single	1	–	4	ZBE1015	0.011
		–	1	4	ZBE1025	0.011

(1) It is not possible to fit an additional contact block on the back of these contact blocks.

XB4		
XB4BA711237	9	
XB4BA731327	9	
XB4BL73415	8	
XB4BP21	7	
XB4BP31	7	
XB4BP42	7	
XB4BP51	7	
XB4BP61	7	
XB4BW73731B5	8	
XB4BW73731G5	8	
XB4BW73731M5	8	
XB5		
XB5AA711237	14	
XB5AA731327	14	
XB5AL73415	13	
XB5AP21	12	
XB5AP31	12	
XB5AP42	12	
XB5AP51	12	
XB5AP61	12	
XB5AW73731B5	13	
XB5AW73731G5	13	
XB5AW73731M5	13	
ZB4		
ZB4BA711115	9	
ZB4BA71123	9	
ZB4BA71124	9	
ZB4BA7120	8	
ZB4BA7121	8	
ZB4BA72124	9	
ZB4BA73132	9	
ZB4BA73133	9	
ZB4BA73134	9	
ZB4BA73135	9	
ZB4BA7340	8	
ZB4BA7341	8	
ZB4BA79	8	
ZB4BA791	9	
ZB4BC180	6	
ZB4BC18023	6	
ZB4BC280	6	
ZB4BC28001	6	
ZB4BC28021	6	
ZB4BC380	6	
ZB4BC38023	6	
ZB4BC480	6	
ZB4BC48021	6	
ZB4BC580	6	
ZB4BC680	6	
ZB4BC780	6	
ZB4BC980	6	
ZB4BD2	10	
ZB4BD3	10	
ZB4BD4	10	
ZB4BD5	10	
ZB4BD7	10	
ZB4BD8	10	
ZB4BG0	10	
ZB4BG02	10	
ZB4BG03	10	
ZB4BG04	10	
ZB4BG09	10	
ZB4BG2	10	
ZB4BG3	10	
ZB4BG4	10	
ZB4BG5	10	
ZB4BG6	10	
ZB4BG9	10	
ZB4BL7340	8	
ZB4BL7341	8	
ZB4BP1	7	
ZB4BP18	7	
ZB4BP183	7	
ZB4BP1S	7	
ZB4BP2	7	
ZB4BP2S	7	
ZB4BP3	7	
ZB4BP38	7	
ZB4BP383	7	
ZB4BP3S	7	
ZB4BP4	7	
ZB4BP48	7	
ZB4BP483	7	
ZB4BP4S	7	
ZB4BP5	7	
ZB4BP58	7	
ZB4BP583	7	
ZB4BP5S	7	
ZB4BP6	7	
ZB4BP68	7	
ZB4BP683	7	
ZB4BP6S	7	
ZB4BW7A1715	8	
ZB4BW7A1720	8	
ZB4BW7A1721	8	
ZB4BW7A1724	8	
ZB4BW7A3740	8	
ZB4BW7A3741	8	
ZB4BW7A9	8	
ZB4BW7L3740	8	
ZB4BW7L3741	8	
ZB4BZ009	17	
ZB4BZ101	16	
ZB4BZ1015	16	
ZB4BZ102	16	
ZB4BZ1025	16	
ZB4BZ103	16	
ZB4BZ1035	16	
ZB4BZ104	16	
ZB4BZ1045	16	
ZB4BZ105	16	
ZB4BZ1055	16	
ZB4BZ141	16	
ZB5		
ZB5AA71115	14	
ZB5AA71123	14	
ZB5AA71124	14	
ZB5AA7120	13	
ZB5AA7121	13	
ZB5AA72124	14	
ZB5AA73132	14	
ZB5AA73133	14	
ZB5AA73134	14	
ZB5AA73135	14	
ZB5AA7340	13	
ZB5AA7341	13	
ZB5AA79	13	
ZB5AA791	14	
ZB5AC180	11	
ZB5AC280	11	
ZB5AC380	11	
ZB5AC480	11	
ZB5AC580	11	
ZB5AC680	11	
ZB5AC780	11	
ZB5AC980	11	
ZB5AD2	15	
ZB5AD3	15	
ZB5AD4	15	
ZB5AD5	15	
ZB5AD7	15	
ZB5AD8	15	
ZB5AG0	15	
ZB5AG02	15	
ZB5AG05	15	
ZB5AG09	15	
ZB5AG1	15	
ZB5AG2	15	
ZB5AG3	15	
ZB5AG4	15	
ZB5AG5	15	
ZB5AG6	15	
ZB5AG7	15	
ZB5AG8	15	
ZB5AG9	15	
ZB5AL7340	13	
ZB5AL7341	13	
ZB5AP1	12	
ZB5AP18	12	
ZB5AP183	12	
ZB5AP1S	12	
ZB5AP2	12	
ZB5AP2S	12	
ZB5AP3	12	
ZB5AP38	12	
ZB5AP383	12	
ZB5AP3S	12	
ZB5AP4	12	
ZB5AP48	12	
ZB5AP483	12	
ZB5AP4S	12	
ZB5AP5	12	
ZB5AP58	12	
ZB5AP583	12	
ZB5AP5S	12	
ZB5AP6	12	
ZB5AP68	12	
ZB5AP683	12	
ZB5AP6S	12	
ZB5AW7A1715	13	
ZB5AW7A1720	13	
ZB5AW7A1721	13	
ZB5AW7A1724	13	
ZB5AW7A3740	13	
ZB5AW7A3741	13	
ZB5AW7A9	13	
ZB5AW7L3740	13	
ZB5AW7L3741	13	
ZB5AZ009	17	
ZB5AZ101	16	
ZB5AZ1015	16	
ZB5AZ102	16	
ZB5AZ1025	16	
ZB5AZ103	16	
ZB5AZ1035	16	
ZB5AZ104	16	
ZB5AZ1045	16	
ZB5AZ105	16	
ZB5AZ1055	16	
ZB5AZ141	16	
ZBA		
ZBA708	9, 14	
ZBA709	9, 14	
ZBA71	9, 14	
ZBA710	9, 14	
ZBA7131	9, 14	
ZBA7134	9, 14	
ZBA7138	9, 14	
ZBA72	9, 14	
ZBA7232	9, 14	
ZBA7233	9, 14	
ZBA7235	9, 14	
ZBA7237	9, 14	
ZBA73	9, 14	
ZBA7331	9, 14	
ZBA7333	9, 14	
ZBA7335	9, 14	
ZBA7336	9, 14	
ZBA74	9, 14	
ZBA7432	9, 14	
ZBA75	9, 14	
ZBA76	9, 14	
ZBD		
ZBDD2	10, 15	
ZBE		
ZBE101	17	
ZBE1015	17	
ZBE1016	17	
ZBE1016P	17	
ZBE102	17	
ZBE1025	17	
ZBE1026	17	
ZBE1026P	17	
ZBE203	17	
ZBE204	17	
ZBE205	17	
ZBG		
ZBG3131AP	10, 15	
ZBG421EP	10, 15	
ZBG455P	10, 15	
ZBG458AP	10, 15	
ZBG520EP	10, 15	
ZBGP	10, 15	
ZBP		
ZBP0	7, 12	
ZBP012	7, 12	
ZBP013	7, 12	
ZBP014	7, 12	
ZBP015	7, 12	
ZBP016	7, 12	
ZBP0A	7, 12	
ZBPA	7, 12	
ZBZ		
ZBZ1902	6, 11	
ZBZ60	11	



www.schneider-electric.com

Schneider Electric USA, Inc.

8001 Knightdale Blvd.
Knightdale, NC 27545

USA Customer Care Center
Tel: 888-778-2733

Schneider Electric Canada

5985 McLaughlin Rd.
Mississauga, Ontario, Canada L5R 1B8

Canada Customer Care Center
Tel: 800-565-6699

The information and dimensions in this catalog are provided for the convenience of our customers. While this information is believed to be accurate, Schneider Electric reserves the right to make updates and changes without prior notification and assumes no liability for any errors or omissions.

Harmony, Schneider Electric and logo, and "Make the most of your energy" are trademarks or registered trademarks of Schneider Electric or its affiliates in the United States and other countries. Other trademarks used herein are the property of their respective owners.

Design: Schneider Electric
Photos: Schneider Electric

X-ON Electronics

Largest Supplier of Electrical and Electronic Components

Click to view similar products for [Telemecanique manufacturer:](#)

Other Similar products are found below :

[9007CO54B2](#) [9007B3](#) [9007F4](#) [9007FA2](#) [AC118](#) [XCSSL784B3](#) [XCSTE5311](#) [XCSTE5513](#) [XZCC12MDM40B](#) [XZCP0266L5](#)
[XZCPV1965L5](#) [ZCPED44](#) [XZCPV1041L5](#) [XZCP29P12L2](#) [XUZASW006](#) [XUY40324](#) [XUX9APBNT16](#) [XCSPA793](#) [XCSB703](#) [ZCKY49](#)
[SC300A500FP](#) [VM1NNO](#) [XUB9BPANL2](#) [XS7G12NA140](#) [ZCKE675](#) [XS506BSCAL01M12](#) [XUFZ920](#) [XCMD2110L5](#) [XMLG010D21](#)
[XUM9ANCNM8](#) [XU2S18PP340DR](#) [XCSPR553](#) [XCMN21F0L1](#) [ZCMD41L1](#) [9007C52G](#) [9007C54F](#) [XCSDMP79L2](#) [ZCKD08](#) [XC1ZP4](#)
[XU9M18MA230](#) [XMLG006D21](#) [XS7C4A1MPG13](#) [ZCKY31](#) [XCKP2545P16](#) [XUB9BPBNL2](#) [XCSDMP7005](#) [XCSDMP50010](#)
[XS912R4PAM12](#) [XY2CE1A290](#) [XMLP010BC71V](#)