

Control and signalling units Ø 22

Harmony style 4

Pushbuttons, switches and pilot lights, with chromium plated metal bezel

Characteristics :
pages 1/10 to 1/13
References :
pages 1/14 to 1/53
Dimensions :
pages 1/54 to 1/61

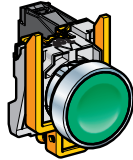
General

1

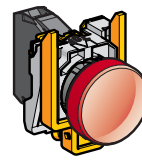
Description

The Ø 22, style 4 range of control and signalling units comprises :

Complete units XB4-B

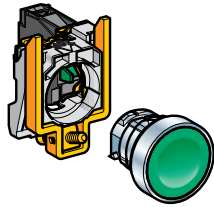


Pushbuttons

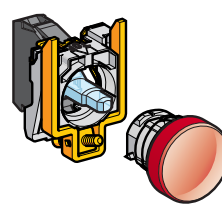


Pilot lights

Sub-assemblies for user assembly ZB4-B

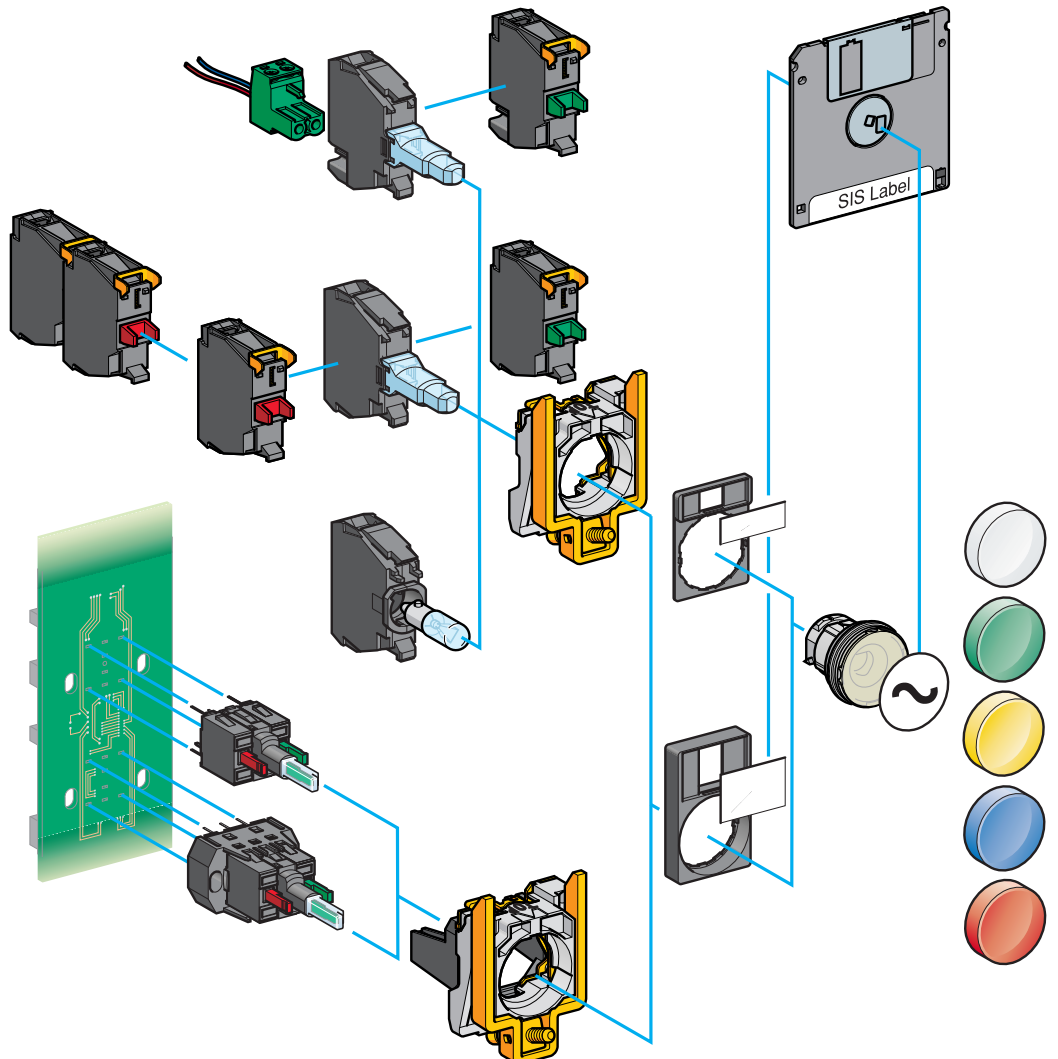


Pushbuttons:
Head and body sub-assemblies



Pilot lights :
Head and body sub-assemblies

Component parts and accessories ZB



Control and signalling units Ø 22

Harmony style 4

Pushbuttons, switches and pilot lights, with chromium plated metal bezel

Characteristics :
pages 1/10 to 1/13
References :
pages 1/14 to 1/53
Dimensions :
pages 1/54 to 1/61

General (continued)

Schematic library

Pushbuttons and Emergency stop pushbuttons



Pushbutton
N/O contact



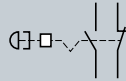
Pushbutton
N/C contact



Mushroom head,
spring return
N/O contact



Emergency stop latching
mushroom head. Push-pull
N/C contact



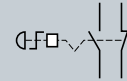
Emergency stop trigger
action mushroom head
Push-pull
N/O + N/C contact



Emergency stop trigger
action mushroom head
Turn to release - N/C contact



Emergency stop trigger
action mushroom head
Key release - N/C contact



Emergency stop trigger
action mushroom head
Turn to release
N/O + N/C contact



Emergency stop trigger
action mushroom head
Key release
N/O + N/C contact

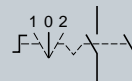


Double headed pushbutton
N/O + N/C contact

Selector switches



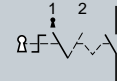
Selector switch - 2 position,
stay put
N/O contact



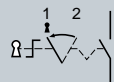
Selector switch - 3 position,
stay put
N/O + N/C contact



Selector switch - 3 position,
2 spring return to centre
N/O + N/C contact



Selector switch - 2 position,
stay put, key withdrawal LH
position - N/O contact



Selector switch - 2 position,
spring return from right to left,
key withdrawal LH position
N/O contact

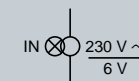
Pilot lights



Pilot light with BA 9s
incandescent bulb

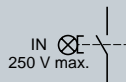


LED pilot light

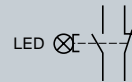


Pilot light with integral transformer, 110/120 V ~ primary,
6 V secondary BA 9s incandescent bulb

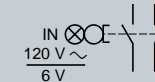
Illuminated pushbuttons and selector switches



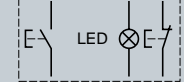
Illuminated pushbutton
BA 9s incandescent bulb
N/O + N/C contact



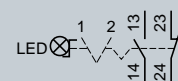
Illuminated pushbutton
LED
N/O + N/C contact



Illuminated pushbutton
with integral transformer,
110/120 ~ 50/60 Hz primary,
6 V secondary.
BA 9s incandescent bulb
N/O + N/C contact



Double-headed pushbutton
with LED pilot light
N/O + N/C contact



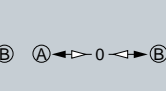
Illuminated selector switch
LED - 2 position stay put
N/O + N/C contact

Joystick controllers

2 direction

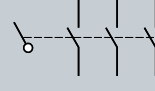


Without
spring return

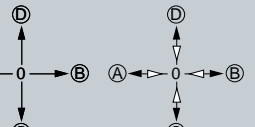


With
spring return

4 direction



Without
spring return



With spring
return

Control and signalling units Ø 22

Harmony style 4
 Pushbuttons, switches and pilot lights, with chromium plated metal bezel
 Complete units, XB4-B

Characteristics :
 pages 1/10 to 1/13
 References :
 pages 1/14 to 1/53
 Dimensions :
 pages 1/54 to 1/61

General

1

Complete units
 ready for mounting

Contact functions

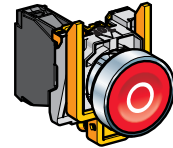
Pushbuttons,
 spring return



Flush push
 XB4-BA●1/BA42
 see page 1/14



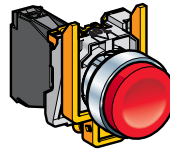
XB4-BA3311
 see page 1/14



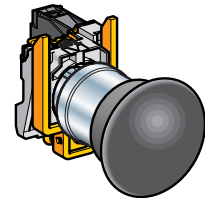
XB4-BA4322
 see page 1/14



Booted flush push
 XB4-BP●1/BP42
 see page 1/14

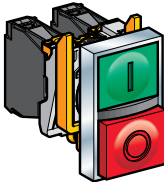


Projecting push
 XB4-BL42
 see page 1/14

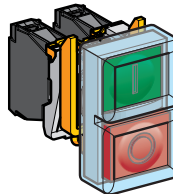


Mushroom head
 XB4-BC21
 see page 1/14

Double-headed pushbuttons,
 spring return

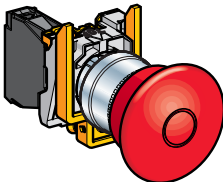


Flush push + projecting push
 XB4-BL845
 see page 1/14

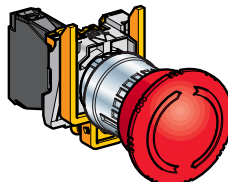


Booted
 flush push + projecting push
 XB4-BL945
 see page 1/14

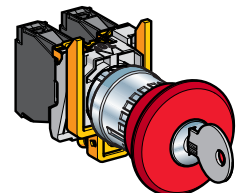
Ø 40 Emergency stop and
 mushroom head pushbuttons
 without/with trigger action



Push-pull
 XB4-BT42/BT845
 see page 1/15

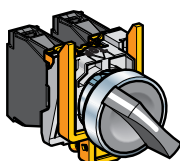


Turn to release
 XB4-BS542/BS8445
 see page 1/15

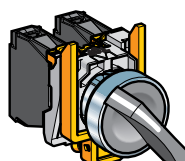


Key release
 XB4-BS142/BS9445
 see page 1/15

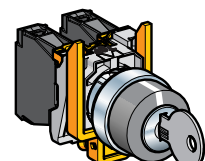
Selector switches
 and key switches



Standard black handle
 XB4-BD
 see page 1/15



Long black handle
 XB4-BJ
 see page 1/15



Key switches
 XB4-BG
 see page 1/15

Control and signalling units Ø 22

Harmony style 4

Pushbuttons, switches and pilot lights, with chromium plated metal bezel

Complete units, XB4-B

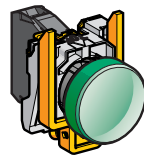
Characteristics :
pages 1/10 to 1/13
References :
pages 1/14 to 1/53
Dimensions :
pages 1/54 to 1/61

General (continued)

Complete units ready for mounting

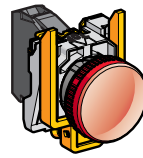
Pilot lights

Signalling functions



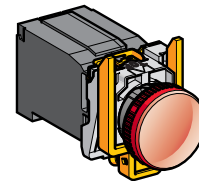
With integral LED

XB4-BVB/BVG/BVM
see page 1/16



For BA 9s bulb
Direct supply

XB4-BV6
see page 1/17

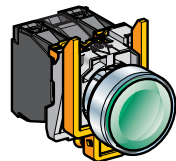


Via integral transformer

XB4-BV3/BV4
see page 1/17

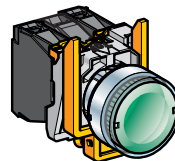
Combined contact and signalling functions

Illuminated pushbuttons, spring return, flush push



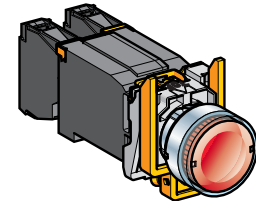
With integral LED

XB4-BW3•B5/BW3•G5/BW3•M5
see page 1/18



For BA 9s bulb
Direct supply

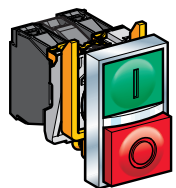
XB4-BW3•65
see page 1/18



Via integral transformer

XB4-BW3•35/BW3•45
see page 1/19

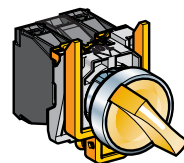
Double-headed pushbuttons, spring return, with pilot light



With integral LED

XB4-BW84•5
see page 1/19

Illuminated selector switches, standard handle



With integral LED

XB4-BK12•B5/BK12•G5/BK12•M5
see page 1/19

Control and signalling units Ø 22

Harmony style 4

Pushbuttons, switches and pilot lights, with chromium plated metal bezel

Sub-assemblies, ZB4-B

General

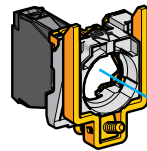
Characteristics :
pages 1/10 to 1/13
References :
pages 1/14 to 1/53
Dimensions :
pages 1/54 to 1/61

1

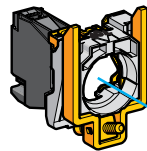
Non illuminated units for user assembly

Pushbuttons, spring return, without marking

Body sub-assemblies



Screw clamp terminals
ZB4-BZ10●/BZ141
see page 1/20



Plug-in connector
ZB4-BZ10●4/BZ1414
see page 1/20

Pushbuttons, spring return, with marking

“Push-push to release” pushbuttons

Double-headed pushbuttons, spring return

Contact functions

Head sub-assemblies



Flush push without cap
ZB4-BA0
see page 1/21



Flush push with set of 6 colour caps
ZB4-BA9
see page 1/21



Flush push
ZB4-BA●
see page 1/21



Flush push for insertion of legend
ZB4-BA●8
see page 1/21



Projecting push
ZB4-BL●
see page 1/21



Recessed push
ZB4-BA●6
see page 1/21



Booted flush push
ZB4-BP●
see page 1/21



Booted flush push for insertion of legend
ZB4-BP●8
see page 1/21



Flush push
ZB4-BA●3●/●4●
ZB4-BA334/335
see page 1/22



Projecting push
ZB4-BL●3●
see page 1/22



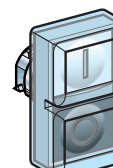
Flush push
ZB4-BH0●
see page 1/22



Projecting push
ZB4-BH●
see page 1/22



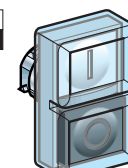
Flush pushes (IP 40/IP 66)
Without/with markings
ZB4-BA81
ZB4-BA82
see page 1/23



ZB4-BA91
ZB4-BA92
see page 1/23



Flush push + projecting push (IP 40/IP 66)
Without/with markings
ZB4-BL83
ZB4-BL84
see page 1/23



ZB4-BL93
ZB4-BL94
see page 1/23

Control and signalling units Ø 22

Harmony style 4

Pushbuttons, switches and pilot lights, with chromium plated metal bezel

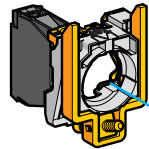
Sub-assemblies, ZB4-B

Characteristics :
pages 1/10 à 1/13
References :
pages 1/14 à 1/53
Dimensions :
pages 1/54 à 1/61

General (continued)

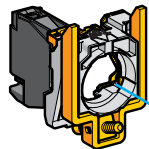
Non illuminated units for user assembly (continued)

Mushroom head pushbuttons, spring return



Screw clamp terminals
ZB4-BZ10•4/BZ141
see page 1/20

Mushroom head pushbuttons, latching with or without trigger action



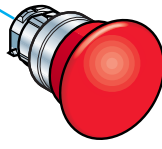
Plug-in connector
ZB4-BZ10•4/BZ1414
see page 1/20

Selector switches and key switches

Contact functions

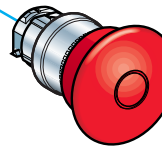
Body sub-assemblies

Head sub-assemblies



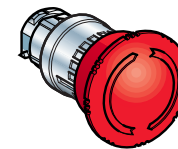
○ ●
● ●
● ●
Ø 30
Ø 40
Ø 60

Spring return
ZB4-BC/BR
see page 1/24



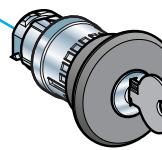
● ●
● ●
Ø 40
Ø 60

Push-pull
ZB4-BT84 ZB4-BT•/BX•
see page 1/25



● ●
● ●
● ●
Ø 30
Ø 40
Ø 60

Turn to release
ZB4-BS8•4 ZB4-BS4•/BS5•/BS6•
see page 1/25



● ●
● ●
Ø 30
Ø 40
Ø 60

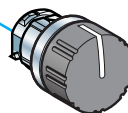
Key release
ZB4-BS9•4/BS7•/BS1•/BS2•
see page 1/25



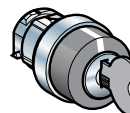
Std. black handle (1)
ZB4-BD
see page 1/26



Long blk. handle (1)
ZB4-BJ
see page 1/26



Knurled blk. knob (1)
ZB4-BD•9
see page 1/26




Key switches (2)
ZB4-BG
see page 1/27

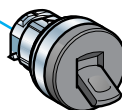
(1) Switch handle and knob positions



(2) Key withdrawal positions for key switches
⌘ Key withdrawal positions



Toggle switches



2 positions
ZB4-BD•8
see page 1/52

Control and signalling units Ø 22

Harmony style 4

Pushbuttons, switches and pilot lights, with chromium plated metal bezel

Sub-assemblies, ZB4-B

General (continued)

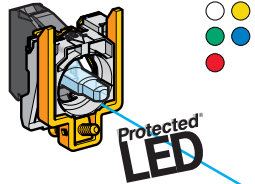
Characteristics :
pages 1/10 to 1/13
References :
pages 1/14 to 1/53
Dimensions :
pages 1/54 to 1/61

1

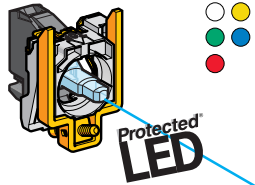
Pilot lights
for user assembly

Signalling units

Body sub-assemblies Integral LED



Screw clamp terminals
ZB4-BVB/BVG/BVM
see page 1/28

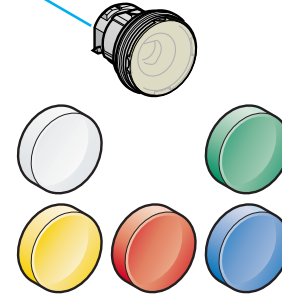


Plug-in connector
ZB4-BVB•4/BVG•4/BVM•4
see page 1/28

Head sub-assemblies



With lens mounted
ZB4-BV0•3
see page 1/29

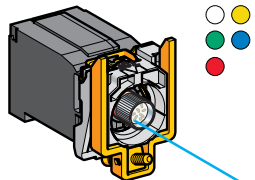


With 5 separate lenses not mounted
ZB4-BV003
see page 1/29

Body sub-assemblies for BA 9s bulb



Direct supply
Screw clamp terminals
ZB4-BV6
see page 1/29



Via integral transformer
Screw clamp terminals
ZB4-BV•/BV3D•/BV5D•
see page 1/29

Head sub-assemblies



With lens mounted
ZB4-BV0•
see page 1/29

Control and signalling units Ø 22

Harmony style 4

Pushbuttons, switches and pilot lights, with chromium plated metal bezel
Sub-assemblies, ZB4-B

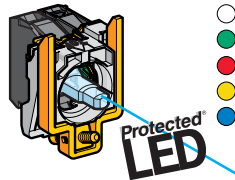
Characteristics :
pages 1/10 to 1/13
References :
pages 1/14 to 1/53
Dimensions :
pages 1/54 to 1/61

General (continued)


Illuminated pushbuttons and selector switches for user assembly

Illuminated pushbuttons, spring return

Body sub-assemblies Integral LED



Screw clamp terminals
ZB4-BW0B/BW0G/
BW0M
see pages 1/30 et 3

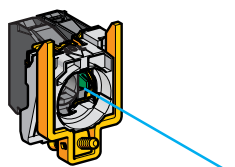


Plug-in connector
ZB4-BW0B●●4/
BW0G●●4/BW0M●●4
see pages 1/32 et 5

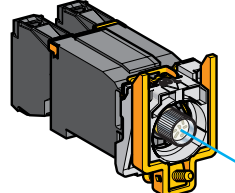
Double headed pushbuttons, spring return, with pilot light

Illuminated "push-push to release" pushbuttons and illuminated selector switches with standard handle

Body sub-assemblies For BA 9s bulb



Direct supply
Screw clamp terminals
ZB4-BW06
see page 1/34



Via integral transformer
Screw clamp terminals
ZB4-BW03/4/5/3D/5D
see page 1/34

Combined contact and signalling functions

Head sub-assemblies



Flush push

ZB4-BW3●●3
see page 1/35

Flush push with illuminated ring

ZB4-BW9●●3
see page 1/35

Flush push for insertion of legend

ZB4-BA●●8
see page 1/35



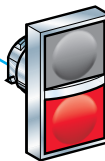
Booted flush push

ZB4-BW5●●3
see page 1/35



Projecting push

ZB4-BW1●●3
see page 1/35

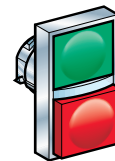


Flush pushes
Without/with markings

ZB4-BW81●●●3,
see page 1/36

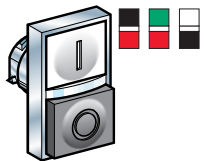


ZB4-BW82●●●3
see page 1/36



Flush push + projecting push
Without/with markings

ZB4-BW83●●●3,
see page 1/36



ZB4-BW84●●●3
see page 1/36



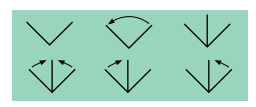
Flush or projecting
"push-push to release"

ZB4-BH0●●3/BH●●3
see page 1/36



Selector switches with
standard handle

ZB4-BK1●●3
see page 1/37



Illuminated pushbuttons, spring return

Head sub-assemblies



Flush push

ZB4-BW3
see page 1/35



Projecting push

ZB4-BW1
see page 1/35

X-ON Electronics

Largest Supplier of Electrical and Electronic Components

Click to view similar products for [telemecanique](#) manufacturer:

Other Similar products are found below :

[9007CO54B2](#) [9007B3](#) [9007F4](#) [9007FA2](#) [AC118](#) [XCSL784B3](#) [XCSTE5513](#) [XZCP0266L5](#) [XZCPV1965L5](#) [ZCKE67](#) [ZCPED44](#)
[XZCPV1041L5](#) [XZCP29P12L2](#) [XUZASW006](#) [XUY40324](#) [XUX9APBNT16](#) [XCSPA793](#) [XCSDMP700L01M12](#) [XCSB703](#) [XCSA703](#)
[ZCKY49](#) [VM1NNO](#) [XUB9BPANL2](#) [XS7G12NA140](#) [ZCKE675](#) [XS506BSCAL01M12](#) [XUFZ920](#) [XCMD2110L5](#) [XMLG010D21](#)
[XUM9ANCNM8](#) [XU2S18PP340DR](#) [XCSPR553](#) [XCMN21F0L1](#) [9007C52G](#) [XSDH407339H7](#) [9007C54F](#) [XCSMP79L2](#) [ZCKD08](#) [XC1ZP4](#)
[XS7C4A1MPG13](#) [XS918R4PAM12](#) [ZCKY31](#) [XCKP2545P16](#) [XUB9BPBNL2](#) [XCSDMP7005](#) [XCSDMP50010](#) [XY2CE1A290](#)
[XCMD2111L1](#) [XMLP010BC71V](#) [XS208BLPAL2](#)