


**Product Specification**

深圳市臺華達科技有限公司

SHENZHENSHI THD Electronics Co., Ltd.



Product.No

**THD0510-xxCL-GF**

**Pitch=0.50mm,H=1.0 mm FPC Connector (Front-Flip Lower Contact)**

A	Release
Rev.	Description

**Approved Signatures**

■Prepared By : JIM	■Date: 2012.05.24
■Checked By : JIM	■Date: 2012.05.24
■Approved By : 黄德进	■Date: 2012.05.24

## Scope

This specification covers the 0.5 mm Pitch FPC Connector THD0510 series.

## Ordering information

THD0510 - xx CL - GF

①                      ②                      ③                      ④

①	Series name : THD0510	④	Plating : GF= 1μ"~3μ" Gold Flash G3= 3μ" Gold over Nickel G5= 5μ" Gold over Nickel SN= Tin(Lead Free) over Nickel
②	Number of contacts : 4 TO 60		
③	Contact type : CL:Lower contact CU:Upper contact		

## Rating

Item	Standard
Voltage Rating(Max.)	50V AC
Current Rating(Max.)	0.5A DC
Operating Temperature Range	-55°C ~ +85°C (Including terminal temperature rise)

## Material

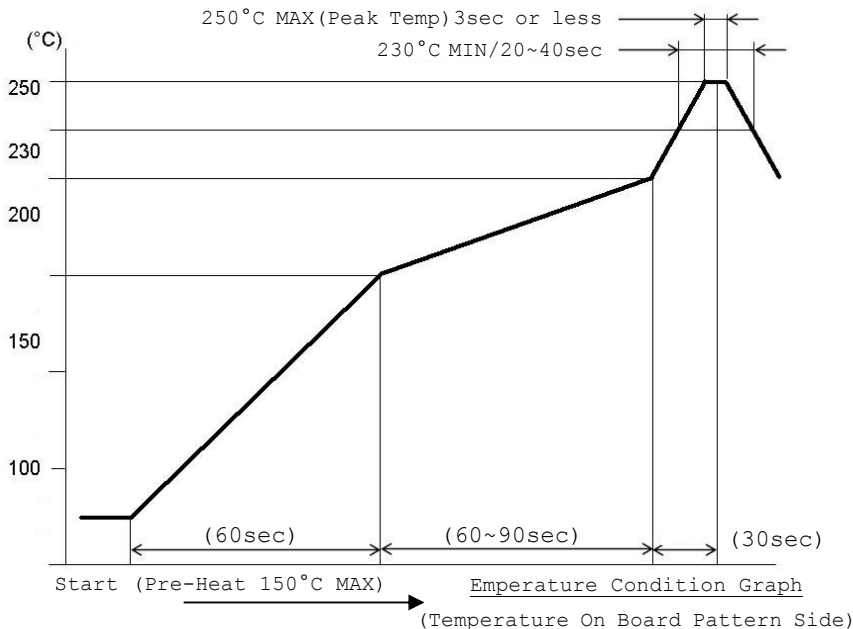
Housing	Actuator	Terminal	Solder pin	Plating
L.C.P (UL94V-0)	L.C.P (UL94V-0)	Copper alloy	Copper alloy	1μ"~3μ" Gold over Nickel
Color : White	Color : Black			

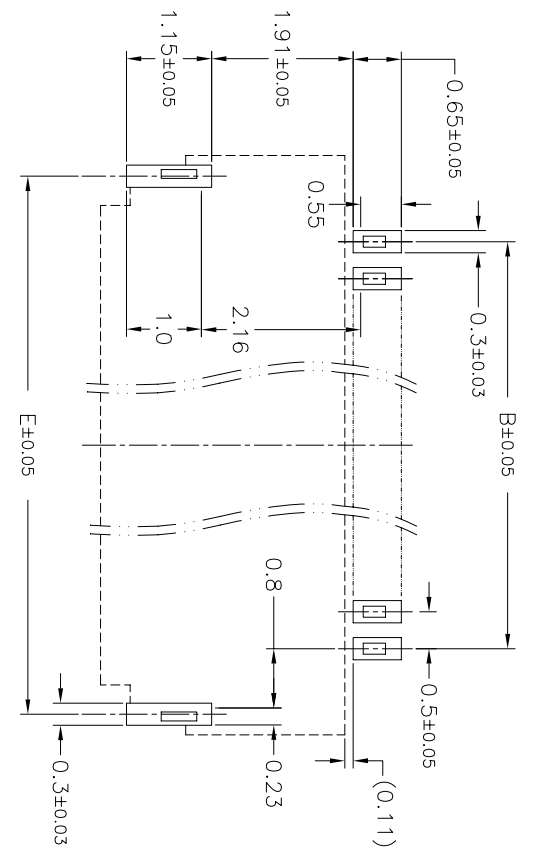
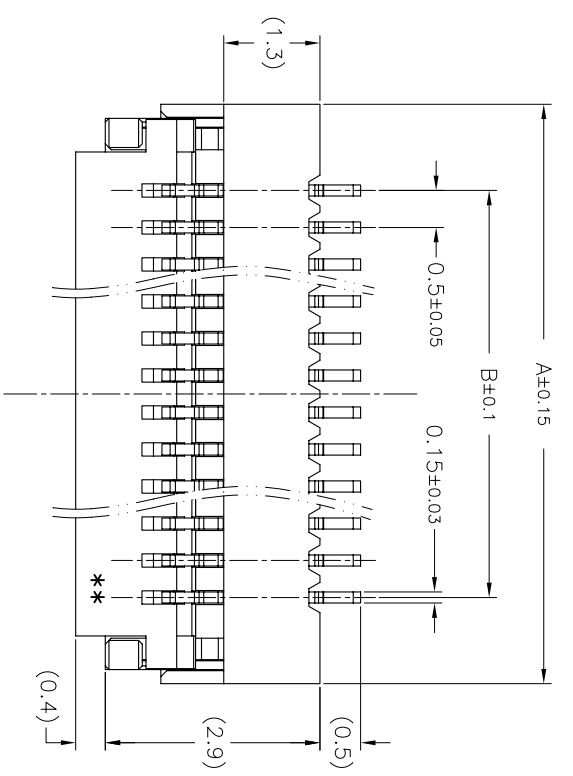
## Performance

Item	Test Condition	Specification	
Contact Resistance	Mate applicable FPC and measure by dry circuit, 20mV Max, 1mA.	100 mΩ Max.	
Insulation Resistance	Mate applicable FPC and apply 500V DC between adjacent terminal or ground.	50 MΩ Min.	
Dielectric Strength	Mate applicable FPC, apply 250V AC(rms) for 1 minute between adjacent terminal or ground.	No Breakdown	
FPC Retention Force	Insert the actuator, pull the FPC at a rate of 25±3mm per minute.	Per pin x0.03Kgf (0.3N) Min.	
Terminal Retention Force	Apply axial pull out force at the rate of 25±3 mm/minute on the terminal assembled in the housing.	Per pin x 0.06Kgf (0.6N) Min.	
Vibration	Mate connectors and subject to the following vibration conditions, for period of 2 hours in each of 3 mutually perpendicular axes, passing DC 1mA during the test.  Amplitude : 1.5mm P-P Frequency : 10~55~10 Hz in 1 minute. Duration : 2 hours in each of X,Y,Z axes.	Appearance	No Damage
		Contact Resistance	100 mΩ Max.
		Discontinuity	1 μsec Max.
Shock	Mate applicable FPC and subject to the following shock conditions. 3 times of shocks shall be applied for each 6 directions along 3 mutually perpendicular axes, passing DC 1 mA current during the test.  Peak value : 490m/s <sup>2</sup> {50G}	Appearance	No Damage
		Contact Resistance	100 mΩ Max.
		Discontinuity	1 μsec Max.
Salt Spray	Mate applicable FPC and expose to the following salt mist conditions. Upon completion of the exposure period, salt deposits shall be removed by a gentle wash or dip in running water, after which the specified measurements shall be performed.  NaCl solution Concentration : 5 ± 1% Spray time : 48 ± 4 hours Ambient temperature : 35 ± 2°C	Appearance	No Damage
		Contact Resistance	100 mΩ Max.

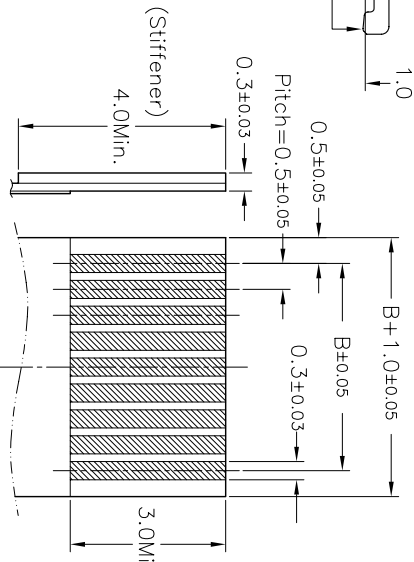
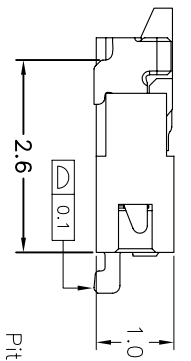
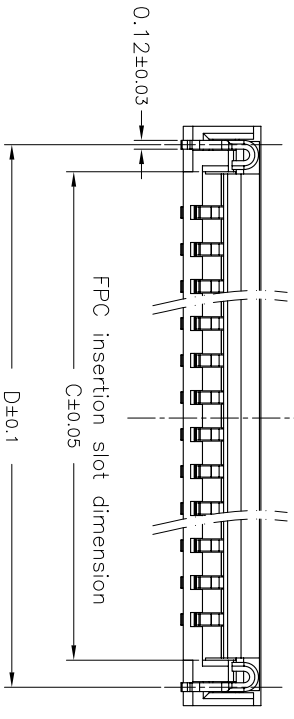
Item	Test Condition	Specification	
Heat Resistance	Mate applicable FPC and expose to 85±2°C for 96 hours. Upon completion of the exposure period, the test specimens shall be conditioned at ambient room conditions for 1 to 2 hours, after which the specified measurements shall be performed.	Appearance	No Damage
		Contact Resistance	100 mΩ Max.
Cold Resistance	Mate applicable FPC and expose to -40±2°C for 96 hours. Upon completion of the exposure period, the test specimens shall be conditioned at ambient room conditions for 1 to 2 hours, after which the specified measurements shall be performed.	Appearance	No Damage
		Contact Resistance	100 mΩ Max.
Humidity	Mate applicable FPC and expose to 60 ± 2°C, relative humidity 90 to 95% for 96 hours. Upon completion of the exposure period, the test specimens shall be conditioned at ambient room conditions for 1 to 2 hours, after which the specified measurements shall be performed.	Appearance	No Damage
		Contact Resistance	100 mΩ Max.
		Dielectric Strength	No Breakdown
		Insulation Resistance	50 MΩ Min.
Temperature Rise	Mate applicable FPC and measure the temperature rise of contact when the maximum AC rated current is passed.	Temperature rise	30°C Max.
Temperature Cycling	Mate applicable FPC and subject to the following conditions for 5 cycles. Upon completion of the exposure period, the test specimens shall be conditioned at ambient room conditions for 1 to 2 hours, after which the specified measurements shall be performed. 1 cycle a) -55±3°C      30minutes b) +85±3°C      30minutes (Transit time shall be with in 3 minutes)	Appearance	No Damage
		Contact Resistance	100 mΩ Max.
Solderability	Tip of solder tails and fitting nails into the molten solder (held at 245±5°C) up to 0.1mm from the bottom of the housing for 3±0.5 seconds.	Solder Wetting	95% of immersed area must show no voids, pin holes.
Resistance to Soldering	When reflowing refer to Infrared reflow condition <u>Soldering iron method</u> 0.2mm from terminal tip and fitting nail tip. Soldering time : 5 seconds Max. Solder temperature : 370~400°C	Appearance	No Damage

### ■ Recommended Temperature Profile





Recommended PCB Layout(Top View)  
Recommended metal mask pattern(thickness 0.1mm)



Recommend FPC Dim.

No. of Contacts	DIM.				
	A	B	C	D	E
4	3.83	1.5	2.6	3.33	3.27
5	4.33	2.0	3.1	3.83	3.77
6	4.83	2.5	3.6	4.33	4.27
7	5.33	3.0	4.1	4.83	4.77
8	5.83	3.5	4.6	5.33	5.27
9	6.33	4.0	5.1	5.83	5.77
10	6.83	4.5	5.6	6.33	6.27
11	7.33	5.0	6.1	6.83	6.77
12	7.83	5.5	6.6	7.33	7.27
13	8.33	6.0	7.1	7.83	7.77
14	8.83	6.5	7.6	8.33	8.27
15	9.33	7.0	8.1	8.83	8.77
16	9.83	7.5	8.6	9.33	9.27
17	10.33	8.0	9.1	9.83	9.77
18	10.83	8.5	9.6	10.33	10.27
19	11.33	9.0	10.1	10.83	10.77
20	11.83	9.5	10.6	11.33	11.27
21	12.33	10.0	11.1	11.83	11.77
22	12.83	10.5	11.6	12.33	12.27
23	13.33	11.0	12.1	12.83	12.77
24	13.83	11.5	12.6	13.33	13.27
25	14.33	12.0	13.1	13.83	13.77
26	14.83	12.5	13.6	14.33	14.27
27	15.33	13.0	14.1	14.83	14.77
28	15.83	13.5	14.6	15.33	15.27
29	16.33	14.0	15.1	15.83	15.77
30	16.83	14.5	15.6	16.33	16.27
31	17.33	15.0	16.1	16.83	16.77
32	17.83	15.5	16.6	17.33	17.27
33	18.33	16.0	17.1	17.83	17.77
34	18.83	16.5	17.6	18.33	18.27
35	19.33	17.0	18.1	18.83	18.77
36	19.83	17.5	18.6	19.33	19.27
37	20.33	18.0	19.1	19.83	19.77
38	20.83	18.5	19.6	20.33	20.27
39	21.33	19.0	20.1	20.83	20.77
40	21.83	19.5	20.6	21.33	21.27
41	22.33	20.0	21.1	21.83	21.77
42	22.83	20.5	21.6	22.33	22.27
43	23.33	21.0	22.1	22.83	22.77
44	23.83	21.5	22.6	23.33	23.27
45	24.33	22.0	23.1	23.83	23.77
46	24.83	22.5	23.6	24.33	24.27
47	25.33	23.0	24.1	24.83	24.77
48	25.83	23.5	24.6	25.33	25.27
49	26.33	24.0	25.1	25.83	25.77
50	26.83	24.5	25.6	26.33	26.27

NOTES: MATERIAL & FINISH

- 1.MATERIAL:  
HOUSING:LCP(UL 94V-0)  
ACTUATOR:LCP(UL 94V-0)  
TERMINAL:COPPER ALLOY  
SOLDER PIN:COPPER ALLOY
- 2.PLATING:  
TERMINAL:GOLD FLASH OVER NICKEL  
SOLDER PIN:TIN OVER NICKEL(LEAD FREE)

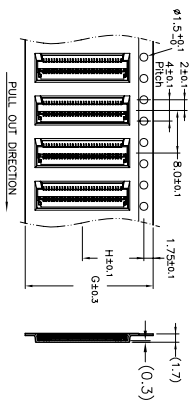
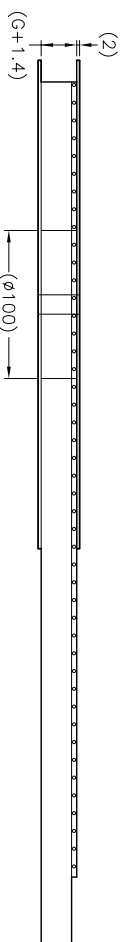
3.ORDER INFORMATION  
THD0510 - XX CL - GF

NO. OF CONTACTS

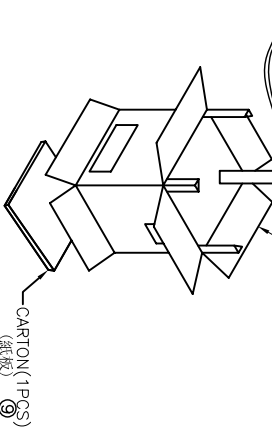
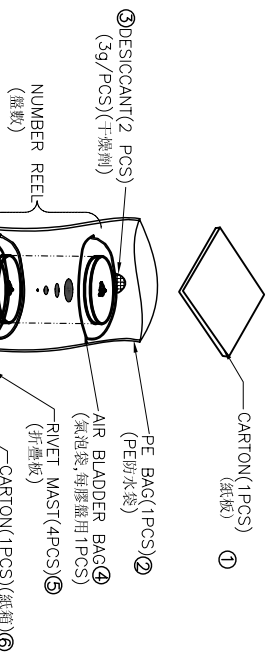
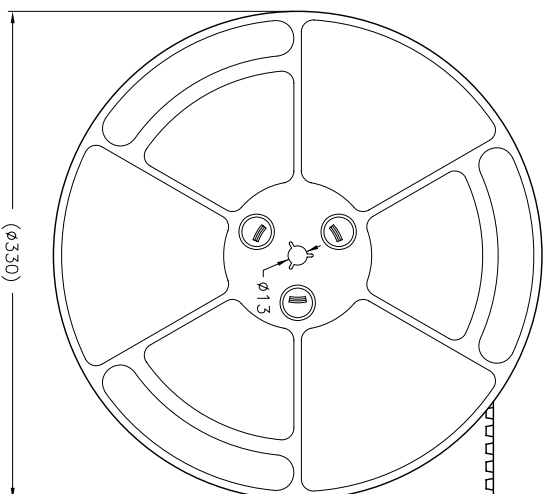
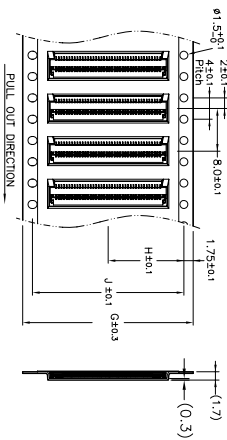
SCALE 15:1

		<b>深圳 臺華 達 科 技 有 限 公 司</b> SHENZHEN THD ELECTRONICS CO., LTD.	
GENERAL TOLERANCE UNLESS OTHERWISE SPECIFIED XX ±0.25 XXX ±0.15 XXXX ANG. 3X	DRAWN Jim 2012.05.24 CHECKED Jim 2012.05.24 APPROVED 黃德進 2012.05.24	PART NO. <b>THD0510-XXCL-GF</b>	TITLE: 0.5 PITCH FPC CONN. LOWER CONTACT H=1.0mm
REV. A Release REVISIONS JACKY 2012/05/24 CHK DATE	SHEET 1/2	UNIT SCALE SIZE REV MM 10:1 A4 A	

# REEL Dim



Tape width 32 and 44 mm



- Notes:
- 1.PER REEL : 5000pcs.
  - 2.Material : Black Conductive Polystyrene Alloy.
  - 3.Thickness : 0.3±0.05mm.
  - 4.All dimensions meet EIA-481-C requirements.

No.of Contacts	DIM.			REEL/CARTON	SHEET(S)
	G	H	J		
4	16	7.5	—	15	75000
15	24	11.5	—	10	50000
16	32	14.2	28.4	8	40000
31	44	20.2	40.4	6	30000
41					
50					


**深圳臺華達科技有限公司**  
 SHENZHEN THD ELECTRONICS CO., LTD.

GENERAL TOLERANCE	DRAWN	Jim	2012.05.24	PART NO.	THD0510-XXCL-GF
UNLESS OTHERWISE SPECIFIED	CHECKED	Jim	2012.05.24	TITLE:	0.5 PITCH FPC CONN. LOWER CONTACT H=1.0mm
XX	ANG.	ANG.	33°	SHEET	2/2
XX	REV.	REVISIONS	CHK	DATE	
XX	A	Release	Jacky	2012/05/24	

MEAS: 35\*35\*35 CM

## X-ON Electronics

Largest Supplier of Electrical and Electronic Components

*Click to view similar products for [FFC & FPC Connectors](#) category:*

*Click to view products by [THD](#) manufacturer:*

Other Similar products are found below :

[00-6200-227-022-800](#) [006205250500825+](#) [006205280500825+](#) [FPH-1422G](#) [FPH-1602G](#) [FPH-2022G](#) [52610-1075](#) [52610-1275](#) [52610-1934](#)  
[501864-3091-TR225](#) [086222026001800](#) [52610-0675](#) [62674-201121DLF](#) [62684-36210E9ALF](#) [52746-1671-TR250](#) [10051922-2810EHLF](#) [6-](#)  
[520415-9](#) [686322124422](#) [XF3M-2915-1B-R100](#) [AYF353125A](#) [AYF530665TA](#) [AYF534065TA](#) [AYF351525](#) [086212040340800+](#)  
[AYF530365TA](#) [67000-004LF](#) [006207341915000+](#) [207356-1](#) [67000-003LF](#) [HFW14R-2STE9LF](#) [SFW12R-5STE9LF](#) [SFW18R-1STAE9LF](#)  
[SFW4R-5STE9LF](#) [52807-0430](#) [046283021002868+](#) [502250-8027](#) [104267-9617](#) [66987-011LF](#) [HFW8S-2STAE1HLF](#) [67000-008LF](#)  
[HFW22R-2STE1H1LF](#) [0781271110](#) [5019511030](#) [200528-0260](#) [5039084120](#) [503908-5120](#) [SFW20R-1STGE5LF](#) [FH12-18S-0.5SH](#)  
[686116183522](#) [FH64MA-11S-0.25SHW](#)