


Product Specification



深圳臺華達科技有限公司

SHENZHEN THD Electronics Co., Ltd.



Product.No

THD1015-xxCL-XX

Pitch=1.0mm,H=1.5 mm FPC Connector (Front-Flip Lower Contact)

A	Release
Rev.	Description

Approved Signatures

■Prepared By : JIM	■Date: 2012.05.24
■Checked By : JIM	■Date: 2012.05.24
■Approved By : 黄德进	■Date: 2012.05.24

■ Scope

This specification covers the 0.5 mm Pitch FPC Connector THD1015 series.

■ Ordering information

THD1015 - xx CL - XX

① ② ③ ④

①	Series name : THD1015	④	Plating : GF= 1μ"~3μ" Gold Flash G3= 3μ" Gold over Nickel G5= 5μ" Gold over Nickel SN= Tin(Lead Free) over Nickel
②	Number of contacts : 4 TO 60		
③	Contact type : CL:Lower contact		

■ Rating

Item	Standard
Voltage Rating(Max.)	50V AC
Current Rating(Max.)	0.5A DC
Operating Temperature Range	-55°C ~ +85°C (Including terminal temperature rise)

■ Material

Housing	Actuator	Terminal	Solder pin	Plating
L.C.P (UL94V-0)	L.C.P (UL94V-0)	Copper alloy	Copper alloy	1μ"~3μ" Gold Flash
Color : White	Color : Black			

■ Performance

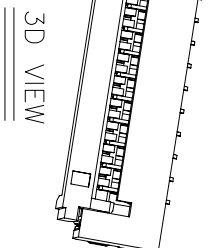
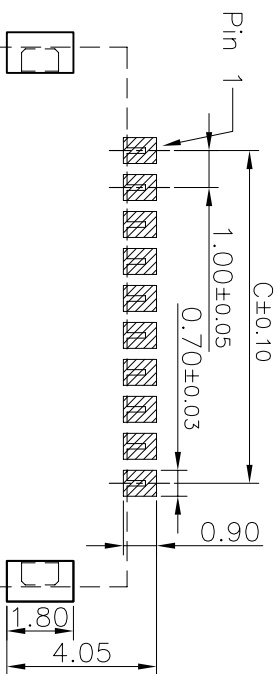
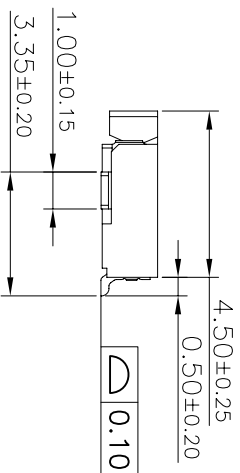
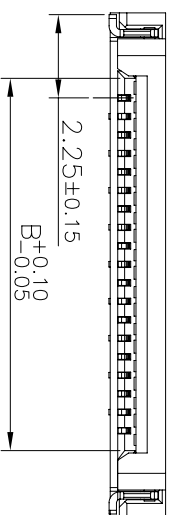
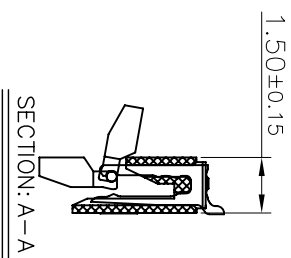
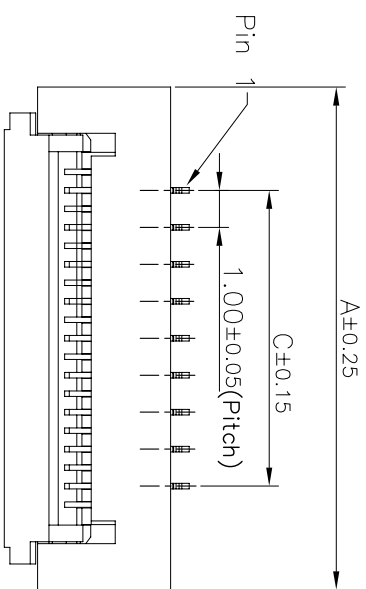
Item	Test Condition	Specification	
Contact Resistance	Mate applicable FPC and measure by dry circuit, 20mV Max, 1mA.	100 mΩ Max.	
Insulation Resistance	Mate applicable FPC and apply 500V DC between adjacent terminal or ground.	50 MΩ Min.	
Dielectric Strength	Mate applicable FPC, apply 250V AC(rms) for 1 minute between adjacent terminal or ground.	No Breakdown	
FPC Retention Force	Insert the actuator, pull the FPC at a rate of 25±3mm per minute.	Per pin x 0.15N Min.	
Terminal Retention Force	Apply axial pull out force at the rate of 25±3 mm/minute on the terminal assembled in the housing.	Per pin x 0.06Kgf {0.6N} Min.	
Vibration	Mate connectors and subject to the following vibration conditions, for period of 2 hours in each of 3 mutually perpendicular axes, passing DC 1mA during the test. Amplitude : 1.5mm P-P Frequency : 10~55~10 Hz in 1 minute. Duration : 2 hours in each of X,Y,Z axes.	Appearance	No Damage
		Contact Resistance	100 mΩ Max.
		Discontinuity	1 μsec Max.
Shock	Mate applicable FPC and subject to the following shock conditions. 3 times of shocks shall be applied for each 6 directions along 3 mutually perpendicular axes, passing DC 1 mA current during the test. Peak value : 490m/s ² {50G}	Appearance	No Damage
		Contact Resistance	100 mΩ Max.
		Discontinuity	1 μsec Max.
Salt Spray	Mate applicable FPC and expose to the following salt mist conditions. Upon completion of the exposure period, salt deposits shall be removed by a gentle wash or dip in running water, after which the specified measurements shall be performed. NaCl solution Concentration : 5 ± 1% Spray time : 48 ± 4 hours Ambient temperature : 35 ± 2°C	Appearance	No Damage
		Contact Resistance	100 mΩ Max.

Item	Test Condition	Specification	
Heat Resistance	Mate applicable FPC and expose to 85±2°C for 96 hours. Upon completion of the exposure period, the test specimens shall be conditioned at ambient room conditions for 1 to 2 hours, after which the specified measurements shall be performed.	Appearance	No Damage
		Contact Resistance	100 mΩ Max.
Cold Resistance	Mate applicable FPC and expose to -40±2°C for 96 hours. Upon completion of the exposure period, the test specimens shall be conditioned at ambient room conditions for 1 to 2 hours, after which the specified measurements shall be performed.	Appearance	No Damage
		Contact Resistance	100 mΩ Max.
Humidity	Mate applicable FPC and expose to 60 ± 2°C, relative humidity 90 to 95% for 96 hours. Upon completion of the exposure period, the test specimens shall be conditioned at ambient room conditions for 1 to 2 hours, after which the specified measurements shall be performed.	Appearance	No Damage
		Contact Resistance	100 mΩ Max.
		Dielectric Strength	No Breakdown
		Insulation Resistance	50 MΩ Min.
Temperature Rise	Mate applicable FPC and measure the temperature rise of contact when the maximum AC rated current is passed.	Temperature rise	30°C Max.
Temperature Cycling	Mate applicable FPC and subject to the following conditions for 5 cycles. Upon completion of the exposure period, the test specimens shall be conditioned at ambient room conditions for 1 to 2 hours, after which the specified measurements shall be performed. 1 cycle a) -55±3°C 30minutes b) +85±3°C 30minutes (Transit time shall be with in 3 minutes)	Appearance	No Damage
		Contact Resistance	100 mΩ Max.
Solderability	Tip of solder tails and fitting nails into the molten solder (held at 245±5°C) up to 0.1mm from the bottom of the housing for 3±0.5 seconds.	Solder Wetting	95% of immersed area must show no voids, pin holes.
Resistance to Soldering	When reflowing refer to Infrared reflow condition <u>Soldering iron method</u> 0.2mm from terminal tip and fitting nail tip. Soldering time : 5 seconds Max. Solder temperature : 370~400°C	Appearance	No Damage

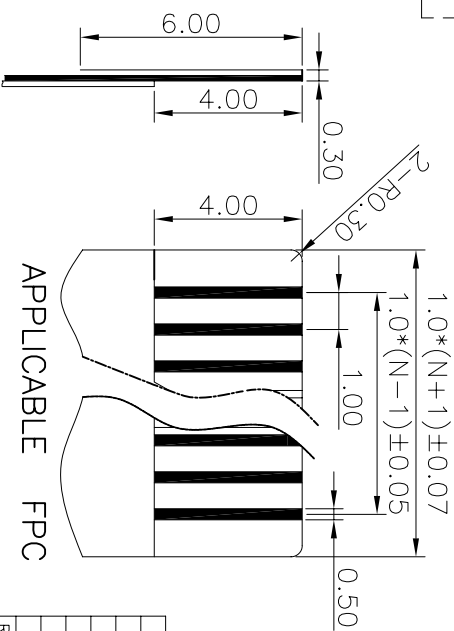
■ Recommended Temperature Profile



PITCH 1.0mm FPC CONNECTOR SMT TYPE



PCB LAYOUT



APPLICABLE FPC

1. MATERIAL

HOUSING: LCP UL 94V-0
 ACTUATOR: LCP UL 94V-0
 CONTACTS: COPPER ALLOY
 PEG: COPPER ALLOY

2. PLATING:

CONTACTS: TIN OVER NICKEL
 PEG: TIN OVER NICKEL

3. PART NO:

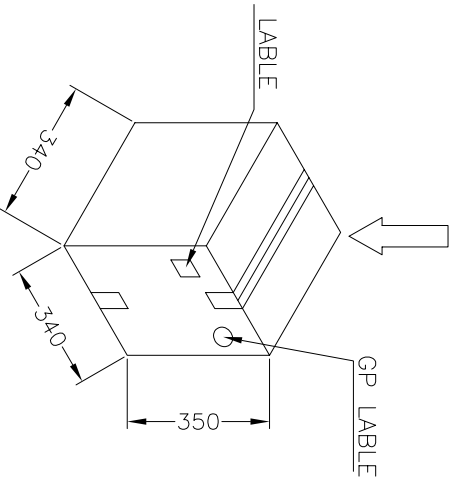
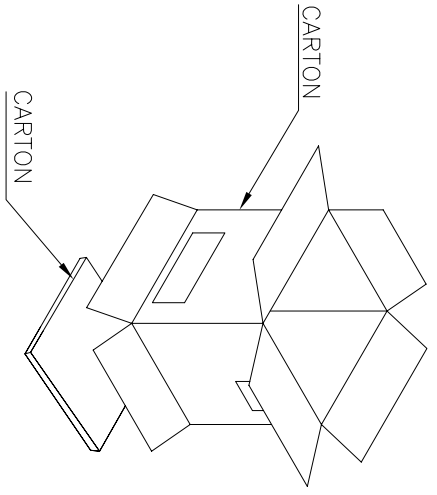
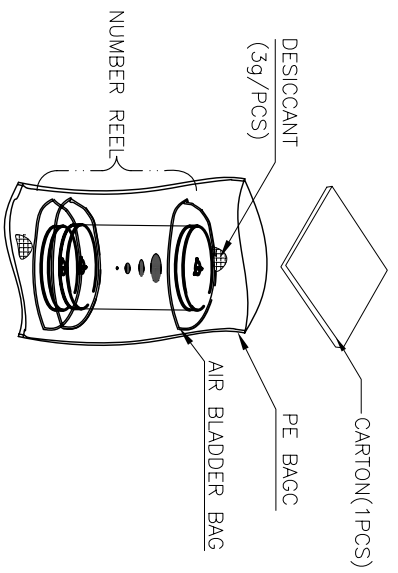
OPERATING VOLTAGE: 50V AC, DC
 CURRENT RATING: 0.3A AC, DC
 OPERATING TEMPERATURE: -25°C ~ +85°C

THD1015-xxCL-xx
 GF: GOLD FLASH
 SN: TIN OVER NICKEL
 NO. OF CONTACTS: (04Pin~32Pin)

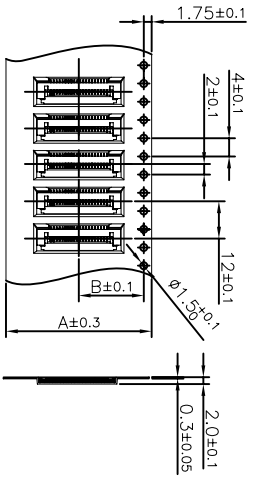
PIN	DIM A	DIM B	DIM C	PIN	DIM A	DIM B	DIM C
4	8.60	4.07	3.00	19	23.60	19.07	18.00
5	9.60	5.07	4.00	20	24.60	20.07	19.00
6	10.60	6.07	5.00	21	25.60	21.07	20.00
7	11.60	7.07	6.00	22	26.60	22.07	21.00
8	12.60	8.07	7.00	23	27.60	23.07	22.00
9	13.60	9.07	8.00	24	28.60	24.07	23.00
10	14.60	10.07	9.00	25	29.60	25.07	24.00
11	15.60	11.07	10.00	26	30.60	26.07	25.00
12	16.60	12.07	11.00	27	31.60	27.07	26.00
13	17.60	13.07	12.00	28	32.60	28.07	27.00
14	18.60	14.07	13.00	29	33.60	29.07	28.00
15	19.60	15.07	14.00	30	34.60	30.07	29.00
16	20.60	16.07	15.00	31	35.60	31.07	30.00
17	21.60	17.07	16.00	32	36.60	32.07	31.00
18	22.60	18.07	17.00				

THD ELECTRONICS CO., LTD.
 SHENZHEN
 深圳市台华达科技有限公司

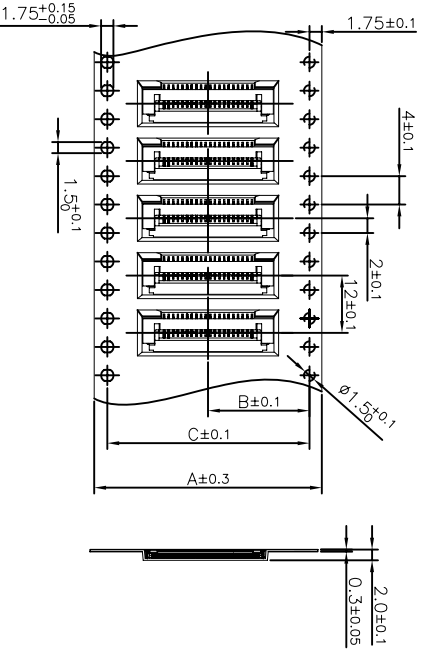
XI	Prototype	Jacky	2012/05/10
REV.	REVISIONS	CHK	DATE
GENERAL TOLERANCE UNLESS OTHERWISE SPECIFIED XX ±0.25 XXX ±0.20 XXXX ±0.10 ANG. ±3°			
DRAWN		PART NO.	
jzm 2012.05.10		THD1015-xxCL-xx	
CHECKED		TITLE:	
jzm 2012.05.10		1.0MM PITCH 1.5H FPC CONN.	
APPROVED		UNIT	SCALE
hd 2012.05.10		MM	1:1
SHEET	1/1	SIZE	A4
		REV	X1



Tape width 16 and 24 mm

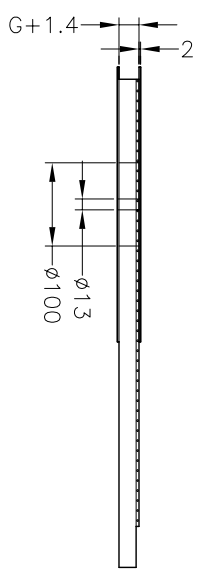


Tape width 32 and 56 mm

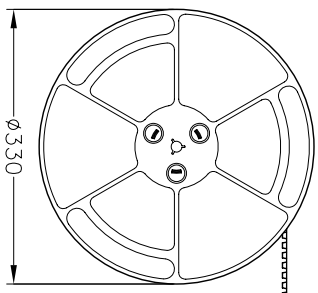


NOTES:

1. Component load per 13" reel: 4000 pcs
2. Material: black conductive polystyrene alloy.
3. Thickness: 0.3±0.05mm
4. All dimensions meet EIA-481-C requirements




REEL DIM



No. of	DIM			REEL	SUM(PCS)
Contacts	A	B	C	(CARTON)	
THD1015 4pin~12pin	24	11.5	—	10	40000
THD1015 14pin~17pin	32	14.2	28.4	8	32000
THD1015 18pin~26pin	44	20.2	40.4	6	24000
THD1015 28pin~31pin	56	26.25	52.5	5	20000

REV.	REVISIONS	CHK	DATE
A	Release	Jacky	2012/05/24


深圳市台华达科技有限公司
 SHENZHENSHI THD ELECTRONICS CO.,LTD.

GENERAL TOLERANCE UNLESS OTHERWISE SPECIFIED	DRAWN	Prank	2017.07.10
CHECKED	Checked	Prank	2017.07.10
APPROVED	Approved	Jim	2017.07.10

PART NO. THD1015-xxCL-xx
 TITLE: 1.0 PITCH 1.5H FPC CONN.

SHEET	2/2	UNIT	MM	SCALE	1:1	SIZE	A4	REV	A
-------	-----	------	----	-------	-----	------	----	-----	---

X-ON Electronics

Largest Supplier of Electrical and Electronic Components

Click to view similar products for [FFC & FPC Connectors](#) category:

Click to view products by [THD](#) manufacturer:

Other Similar products are found below :

[HFW11R-1STE1H1LF](#) [FH29B-100S-0.2SHW\(99\)](#) [FA5S008HP1](#) [FH29B-120S-0.2SHW\(99\)](#) [FH29B-80S-0.2SHW\(99\)](#) [FHS-16](#) [FPH-2022G](#)
[52610-1075](#) [52610-1275](#) [52610-1934](#) [XF3M\(1\)-1415-1B-R100](#) [501864-3091-TR225](#) [0525594033](#) [086210010340800](#) [086222026001800](#)
[52271-2869-CUT-TAPE](#) [62674-201121DLF](#) [62684-36210E9ALF](#) [52610-1675](#) [52746-1671-TR250](#) [10051922-2810EHLF](#) [6-520415-9](#)
[BD021-09A-A1-0350-0200-0550-LD](#) [SFV6R-1STE9HLF](#) [XF3M-2915-1B-R100](#) [1658549-1](#) [62674-221121ALF](#) [46214008010800](#)
[046298003000883](#) [151660622](#) [842-816-2630-035](#) [AYF530665TA](#) [AYF351525](#) [046296011930846+](#) [AYF352325A](#) [046254020000800+](#)
[FH19C-13S-0.5SH\(99\)](#) [FH39J-51S-0.3SHW\(99\)](#) [AYF355125A](#) [AYF530365TA](#) [FH29B-44S-0.2SHW\(99\)](#) [SFW5R-2STAE9LF](#) [AYF351125A](#)
[AYF350725A](#) [62684-502100AHLF](#) [FH39-61S-0.3SHW\(99\)](#) [AYF414035A](#) [10064555-172520HLF](#) [AYF212335A](#) [504754-2500](#)