

# OMNI™ Occupancy Sensors

## Ceiling Mount Sensors featuring IntelliDAPT™

### OVERVIEW

OMNI ceiling mount occupancy sensors employ a combination of passive infrared, ultrasonic and IntelliDAPT technologies to provide unequalled occupancy detection and false trip immunity. OMNI sensors are available with optional relay control for use with Building Automation Systems, and a photosensor for automatic daylight harvesting.

### FEATURES

- IntelliDAPT technology
- Non-volatile memory for sensor settings
- Coverage up to 2,000 sq. ft. (depending on model)
- Optional relay and photocell control
- Optional Quick To Install (QTI) connector



OMNIDT | OMNIDTRP

OCCUPANCY SENSORS

### ORDERING INFORMATION

MODEL	TECHNOLOGY	COVERAGE	RELAY/PHOTOCELL OPTION	QTI
OMNI				
OMNI	<b>DT</b> Dual Technology <b>US</b> Ultrasonic <b>IR</b> Passive Infrared <b>DIA</b> Dual Technology Acoustic & Passive Infrared	<b>500</b> 500 sq. ft. <b>1000</b> 1,000 sq. ft. <b>2000</b> 2,000 sq. ft. <b>L</b> Long Range IR	<b>RP</b> Relay & Photocell <b>Blank</b> No Option	<b>QTI</b> Quick to Install <b>Blank</b> No QTI

### ADDITIONAL PRODUCT IMAGES



OMNIUS | OMNIUSR

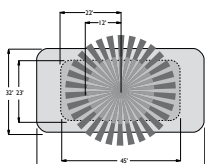


OMNIIR | OMNIIRP

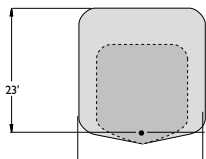


OMNIDIA | OMNIDIARP

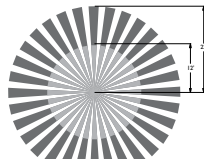
### DIMENSIONS



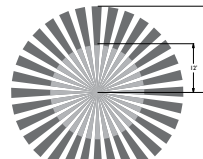
OMNIDT2000 Range Diagram



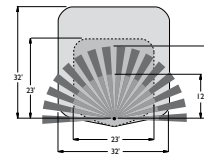
OMNIUS500 Range Diagram



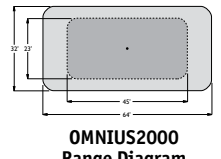
OMNIIR Range Diagram



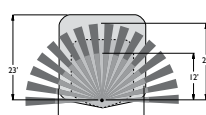
OMNIDIA Range Diagram



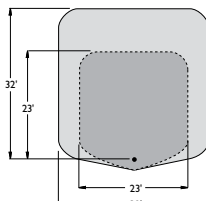
OMNIDT500 Range Diagram



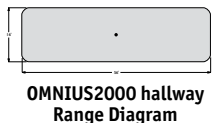
OMNIUS2000 Range Diagram



OMNIDT500 Range Diagram



OMNIDT1000 — Range Diagram



OMNIUS2000 hallway Range Diagram



Building Automation, Inc.

## X-ON Electronics

Largest Supplier of Electrical and Electronic Components

*Click to view similar products for [thomas research](#) manufacturer:*

Other Similar products are found below :

[PLED75W-012](#) [120/268-277-500VA-IC](#) [BSP3-347-LC](#) [LED30W-42-C0700](#) [BSP3-480-LC](#) [PLED150W-071-C2100-D](#) [PLED150W-142-C1050-D](#) [LED12W-24](#) [PLED96W-039-C2450-D-HV](#) [LED30W-24](#) [LED12W-16-C0700](#) [LED25W-56-C0450](#) [ESP-AUTO-T](#) [PLED120W-057-C2100-D](#) [ESP-AUTO](#) [BSP3-347](#) [TRC-025S140DS](#) [PLED200W-190-C1050-D](#) [LED12W-12-C1000](#) [RS-50-150-CCH](#) [PLED96W-024-C4000-D-HV](#) [LED20W-57-C0350-D](#) [PLED96W-024-C4000-D](#) [LED20W-36-C0550](#) [PLED96W-137-C0700-D](#) [LED25W-12](#) [LED20W-24](#) [LED25W-40-C0620-D](#) [LED40W-089-C0450-D](#) [LED20W-13-C1540-D](#) [LED40W-024](#) [LED50W-040-C1250-D](#) [BSP3-277-LC](#) [LED40W-012](#) [PLED75W-108-C0700-D](#) [LED20W-48-C0350-D](#) [LED50W-024-C2100-D](#) [LED50W-036-C1400-D](#) [LED12W-36-C0350](#) [LED50W-072-C0700-D](#) [BSP3-120-LC](#) [BSP3-120](#) [LED25W-18-C1400-D](#) [LED25W-72-C0350-LE](#) [BSP3-480](#) [LED20W-36-C0550-D](#) [LED25W-24](#) [LED12W-24-C0500](#) [120/277-275VA-IC](#) [LED20W-28-C0700-D](#)