



TCXO SPECIFICATION



Customer: _____
Customer P/N: _____
TKD P/N: TC25D026000GECN111
Part Name: SMD TCXO 2520
Product Description: 26.000000MHz
Issue Date: 2023/11/20

CUSTOMER'S APPROVAL

(PLEASE RETURN A COPY WITH APPROVAL)

TKD Science and Technology Co.,Ltd
泰晶科技股份有限公司

Approved	Checked	Designer
Zhong YuanHua	Zhan Chao	Wang ShuangXi

地址：湖北省随州市高新区神农大道 9 号泰晶科技园

Address: TKD Technology Park, No.9, ShenNong Avenue, High-tech Zone, SuiZhou, HuBei

Sales Tel: 0722-7509016, Fax: 0722-7509036, URL: www.sztkd.com



Rev.	Description of Revision History	Date	Designer	Checked By
A	New Revision	2023/11/20	Wang ShuangXi	Zhan Chao



TCXO SPECIFICATION

- 1.Description** : 2520 TCXO
- 2.Nominal Frequency** : 26.000000MHz
- 3.Electrical Specifications** :

Item	Parameters		Condition	Electrical Specifications			
				Min	Typ	Max	Units
1	Nominal Frequency			26.000000			MHz
2	Frequency Stability	Vs.Temperature (Note1)	@-40°C~-30°C	-2.0		2.0	ppm
			@-30°C~85°C	-0.5		0.5	ppm
3	Frequency Stability	Vs.Load	±10%	-0.2		0.2	ppm
4		Vs.Supply Voltage	Standard Vcc±5%	-0.2		0.2	ppm
5	Operating Temperature Range			-40		85	°C
6	Frequency Tolerance		(Note2)	-2.0		2.0	ppm
7	Supply Voltage		(Note3)	2.66	2.80	2.94	V
8	Current Consumption					2.0	mA
9	Output Level			0.8			Vp-p
10	Output Waveform		(Note4)	Clipped Sine			
11	Output Load			10kΩ //10pF			
12	Duty Cycle			40	50	60	%
13	Aging		1st year@25°C	-1.0		1.0	ppm
14	Phase Noise		@10 Hz offset		-96		dBc/Hz
			@100 Hz offset		-121		dBc/Hz
			@1 kHz offset		-140		dBc/Hz
			@10 kHz offset		-150		dBc/Hz
			@100 kHz offset		-155		dBc/Hz
			@1 MHz offset		-156		dBc/Hz
15	Start-up Time		To 90% of Vp-p			2.0	ms
16	Storage Temperature			-40		85	°C

Note1 Referenced to the midpoint between minimum and maximum frequency value

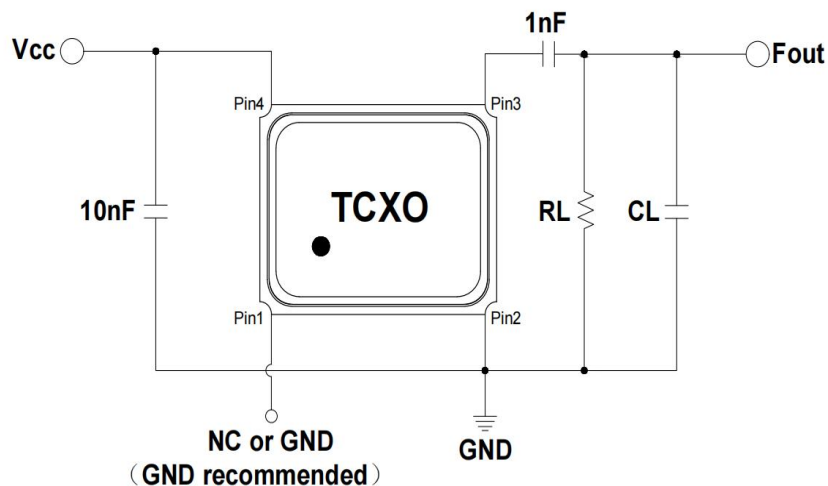
Note2 Refer to nominal frequency

Note3 Selectable operating voltage range:1.7~3.6V,electrical parameters measured under typical supply voltage

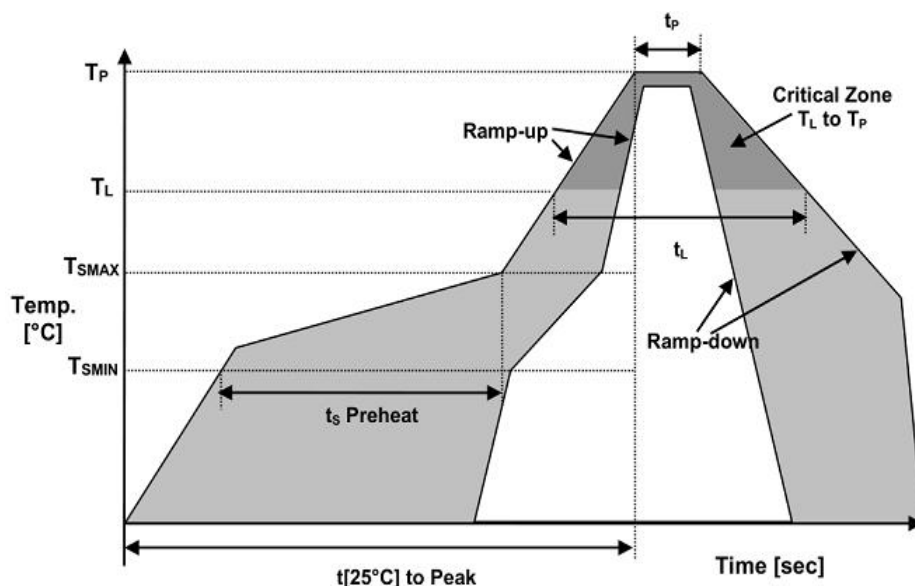
Note4 DC-cut capacitor of output is not put in TCXO. Please add DC-cut capacitor (above 1nF) in output line



4. Test Circuit



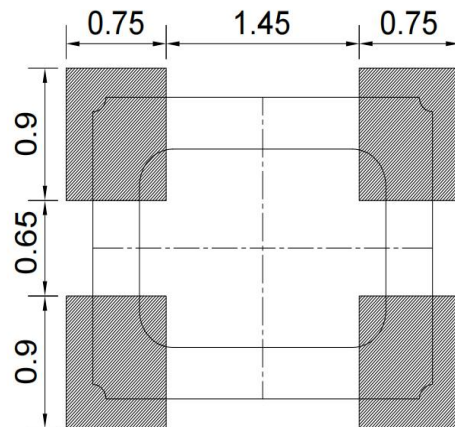
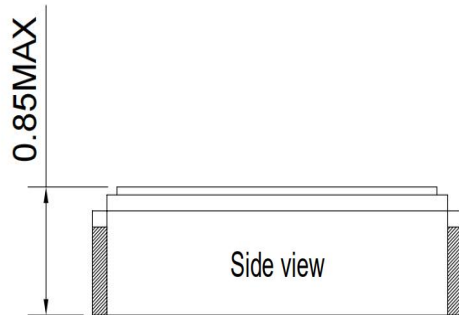
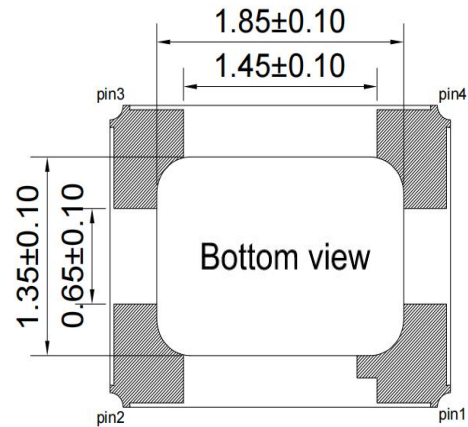
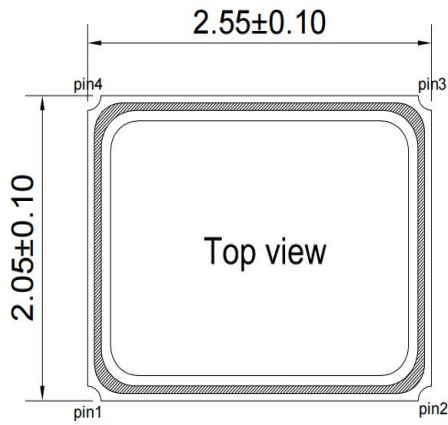
5. Recommended Reflow Profile



Reflow Profile		
Temperature MIN Preheat	T_{SMIN}	150°C
Temperature MAX Preheat	T_{SMAX}	200°C
Time ($T_{SMIN} - T_{SMAX}$)	t_s	60-180s
Temperature	T_L	217°C
Peak Temperature	T_P	260°C
Ramp-up Rate	R_{UP}	3°C/s max
Ramp-Down Rate	R_{DOWN}	6°C/s max
Time within 5°C of Peak Temperature	t_p	10s
Time t (25°C) to Peak Temperature	t (25°C) to Peak	480s
Time	t_L	60-150s



6.Product Dimensions



Pin Connection

Name	Connection
Pin 1	NC or GND (GND recommended)
Pin 2	GND
Pin 3	Fout
Pin 4	Vcc



7.Product Identification (Marking)

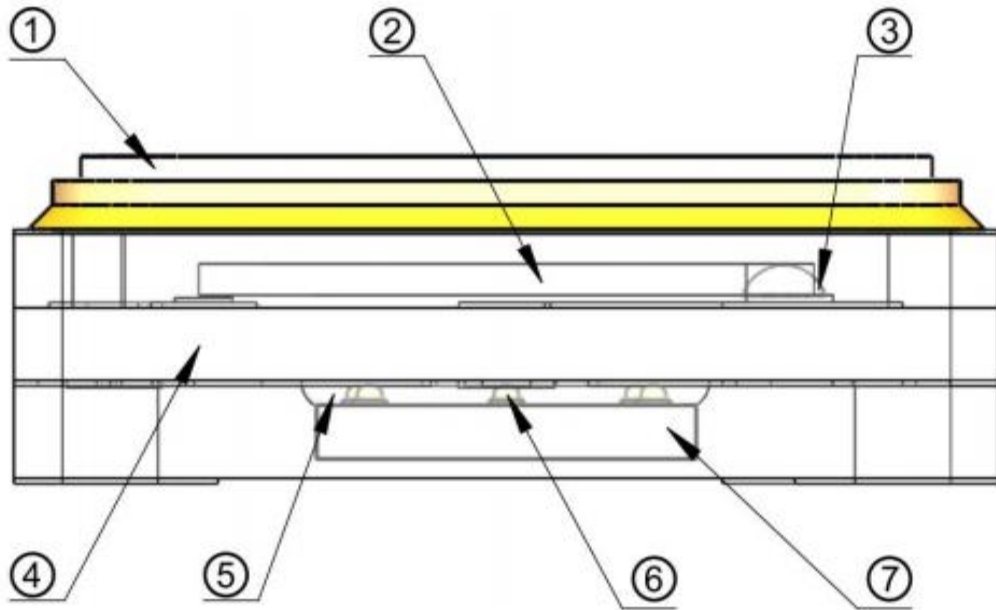
T: TKD Logo	
260: Frequency Code	
A: Frequency Discrimination Code	
●: Pin1 Index	
D: Date Code	
####: TCXO Lot Code	

Date Code

Year		2019	2020	2021	2022	
			2023	2024	2025	2026
			2027	2028	2029	2030
			2031	2032	2033	2034
Month	JAN	a	n	A	N	
	FEB	b	p	B	P	
	MAR	c	q	C	Q	
	APR	d	r	D	R	
	MAY	e	s	E	S	
	JUN	f	t	F	T	
	JUL	g	u	G	U	
	AUG	h	v	H	V	
	SEP	j	w	J	W	
	OCT	k	x	K	X	
	NOV	l	y	L	Y	
	DEC	m	z	M	Z	

※ This date code will be cycled every four years.

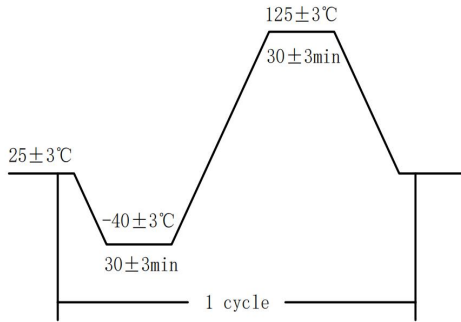
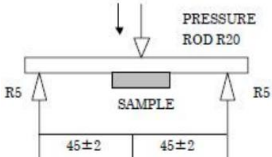
8. Structure Diagram



No.	Components	Materials
①	Lid	Fe-Ni-Co Alloy
②	Crystal Blank	SiO ₂
③	Conductive Adhesive	Ag+Silicone resin
④	Base	Ceramic+Noble Metal
⑤	Underfill	Epoxy
⑥	Bump	Au
⑦	IC	Si



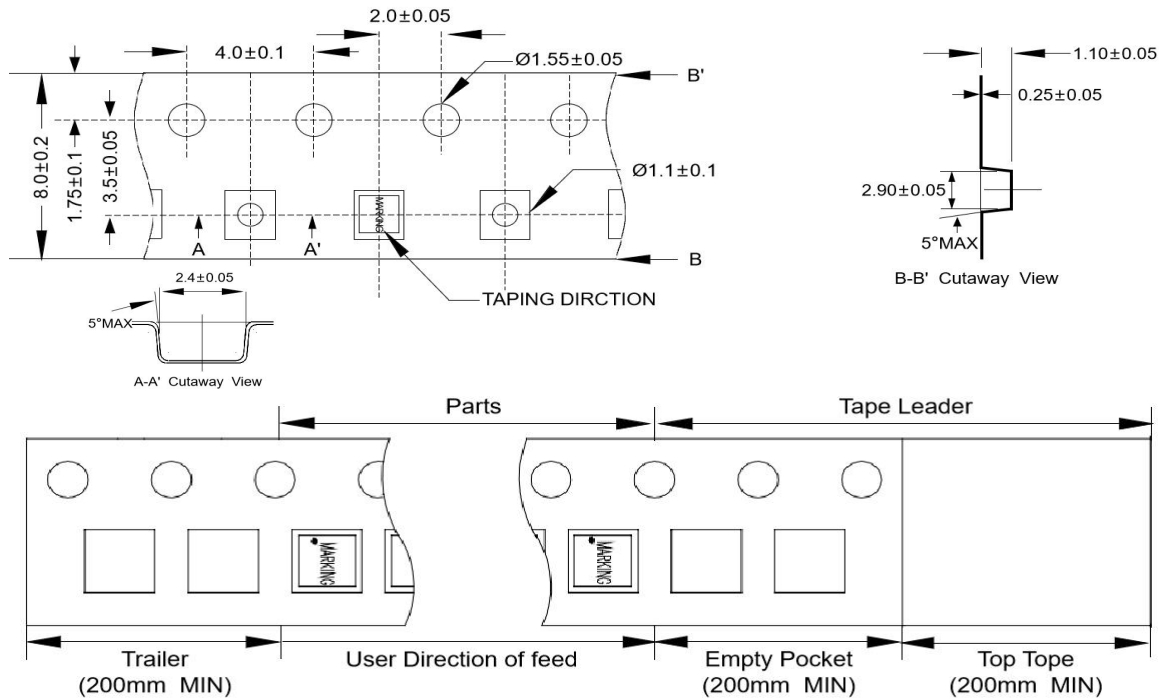
9.Reliability

No.	Item	Test Methods	Criteria
1	Low Temperature Storage	Temperature: $-40^{\circ}\text{C} \pm 3^{\circ}\text{C}$ (or the specification shall prevail) Duration: 500 hours	± 5.0 ppm
2	High temperature and humidity	Temperature: $85^{\circ}\text{C} \pm 2^{\circ}\text{C}$ Humidity: RH 85% Duration: 500 hours	± 5.0 ppm
3	Thermal Shock	 <p>Temperature: $-40^{\circ}\text{C} \sim 125^{\circ}\text{C}$ (or the specification shall prevail) Duration: 100 cycles</p>	± 5.0 ppm
4	High Temperature Operating Life	Temperature : 85°C (or the specification shall prevail) Duration : 1000 hours Vdd Applied	± 5.0 ppm
5	Vibration	Duration : 2 hours/each direction Frequency range: 10 ~ 55 Hz Direction: 3 axis	± 5.0 ppm
6	Mechanical Shock	Acceleration: 100 g Duration: 6.0 ms Test cycles: 3 times for all 6 axis , half sina	± 5.0 ppm
7	Drop Test	Height: 100 cm Test cycles: 3 times	± 5.0 ppm
8	Solderability	Soldering bath temperature: $245^{\circ}\text{C} \pm 5^{\circ}\text{C}$ Duration: 2 ± 0.6 second	95% Coated
9	Resistance to Soldering Heat	Soldering temperature : $260^{\circ}\text{C} \pm 10^{\circ}\text{C}$ Duration : 15 ± 5 second	± 5.0 ppm
10	Board Flex	Height: 3.0 mm Duration: 5 second Speed: 0.5mm/sec 	± 5.0 ppm

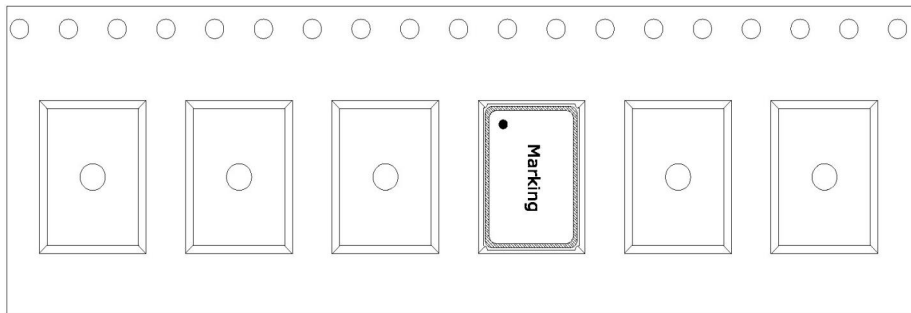


10.Package Information

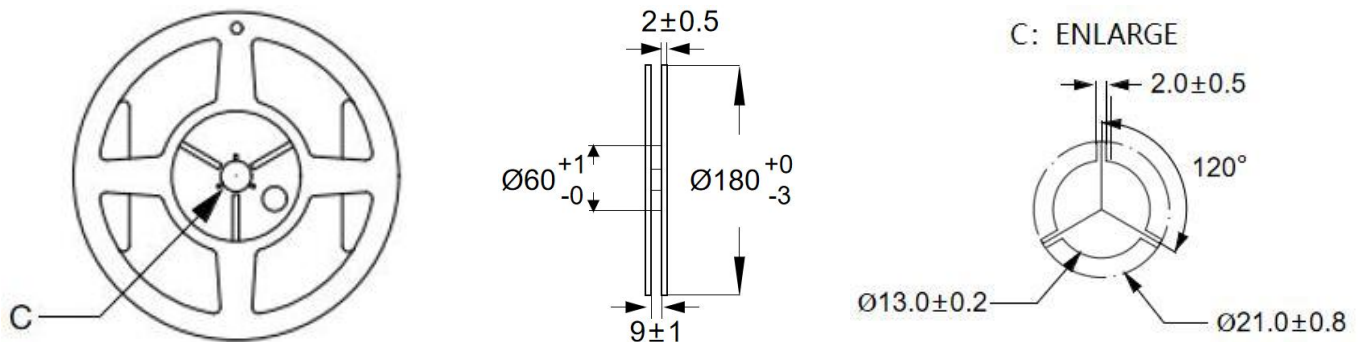
Tape (Carrier) Dimensions



The Direction of Packing



Reel Dimensions





Handling Instructions

1. Cautions for Handling

a) Prevention against electrostatic breakdown

Your full attention to static electricity is still requested.

b) Direction

Before mounting the crystal oscillator on board, Please confirm the direction to make sure the GND terminal and the terminal of power supply are not taken wrongly.

2. Prevention against Vibration and Shock

While the product is being transported or mounted onto board, if undue hock and vibration exceeding the specification is put on, there is risk hat the built-in crystal blank is broken.

When undue shock and vibration exceeding the specification is put on the product, please be sure to make confirmation of the product's characteristics.

3. Soldering

In order to assure the reliability of the crystal oscillator, please use the product under the recommended conditions.

4. Surface mounting

a) This product is surface-mounting device.

So, Please pay attention to the following things.

b) Extreme deformation of board may make pattern off, the electrode of terminals off and solder broken. Full attention is requested especially when splitting the board with the oscillator mounted where the camber of the board occurs.

c) In case that automatic mounter is used, please choose the type with small shock generation and make confirmation of the shock before use.

5. Cleaning

Because cleaning will cause change to all characteristics, cleaning is forbidden.

6. Store keeping (method and duration)

Long-time storage in the high/low temperature and high humidity leads to deterioration of solderability. So, please keep the product in the temperature of +5~+35 and humidity of 45~70%.

Moreover, please keep the product in the circumstance with measures against static electricity.

The storage life is 6 months before the pack is opened and please use it within 168 hours after the pack is opened.

(Please keep it with desiccator etc. when you exceed 168 hours after the bag is opened. Please use it after confirming the product solderability.)

7. Caution

This product should not be used in toxic, harmful, or corrosive environments such as mercury, chlorine, sulfur, acid-base environments etc.

X-ON Electronics

Largest Supplier of Electrical and Electronic Components

Click to view similar products for [Standard Clock Oscillators](#) category:

Click to view products by [TKD](#) manufacturer:

Other Similar products are found below :

[601252](#) [F335-25](#) [F535L-33.333](#) [F535L-50](#) [NBXHBA019LN1TAG](#) [SiT1602BI-22-33E-50.000000E](#) [SIT8918AA-11-33S-50.000000G](#)
[SM4420TEV-40.0M-T1K](#) [F335-24](#) [F335-40](#) [F535L-10](#) [F535L-12](#) [F535L-24](#) [F535L-27](#) [PE7744DW-100.0M](#) [ASF1-3.686MHZ-N-K-S](#) [ASV-](#)
[4.000MHZ-LCS-T](#) [XO57CTECNA3M6864](#) [601251](#) [SiT8503AI-18-33E-0.200000X](#) [SIT9122AI2C233E300.000000X](#) [9120AC-2D2-](#)
[33E212.500000](#) [9102AI-243N25E100.000000](#) [8208AC-82-18E-25.000000](#) [8008AI-72-XXE-24.545454E](#) [8004AC-13-33E-133.330000X](#) [AS-](#)
[4.9152-16-SMD-TR](#) [ASFL1-48.000MHZ-LC-T](#) [632L3I004M000000](#) [SIT8920AM-31-33E-25.000000](#) [DSC1028DI2-019.2000](#) [9121AC-2C3-](#)
[25E100.000000](#) [9102AI-233N33E100.000000X](#) [9102AI-233N25E200.000000](#) [9102AI-232H25S125.000000](#) [9102AI-133N25E200.000000](#) [9102AC-](#)
[283N25E200.000000](#) [9001AC-33-33E1-30.000000](#) [8103AC-13-33E-12.000000X](#) [3921AI-2CF-33NZ125.000000](#) [5730-1SF](#) [XUN736000.032768I](#)
[ASV-25.000MHZ-ECS-50-T](#) [EC3925ETTTS-100.000M TR](#) [SIT1602BC-83-33E-10.000000Y](#) [8003AI-12-33S-40.000000Y](#) [1602BI-13-33S-](#)
[19.200000E](#) [8208AI-2F-18E-25.000000X](#) [8103AI-83-33E-33.000000X](#) [8208AI-8F-33E-66.666666X](#)