

THINKING ELECTRONIC INDUSTRIAL CO., LTD.

HEAD OFFICE: 8F-1, No.93, Ta-Shun 1st Rd., Kaohsiung, Taiwan

TEL: 886-7-5577660 FAX: 886-7-5570560

MANUFACTURING SITE

- KAOHSIUNG FACTORY: No.51, Kaifa Road, Nantze Export Processing Zone, Kaohsiung City 81170, Taiwan
TEL: 886-7-9616668 FAX: 886-7-9616698
- CHANGZHOU FACTORY: No.6 Longmen Road, Wujin National High&New-Tech Industrial Development Zone, ChangZhou, JiangSu, China
TEL: 86-519-86578999 FAX: 86-519-86558643
- DONG GUAN FACTORY: Chiao-Tou Tsun, Sha-Tao Hsiang, Chang-An Town, Dong-Guan City 523863, Guangdong, China
TEL: 86-769-85542016 FAX: 86-769-85546890
- YICHANG FACTORY: No. 283 Xiaoting Avenue, Xiaoting Dist., Yichang City 443007, Hubei, China
TEL: 86-717-6510010 FAX: 86-717-6511430



SPECIFICATION FOR APPROVAL

CUSTOMER

**CERTIFIED
MODEL/TYPE**

TVA25511

PART NO.

TVA25511KGKGEU04 (RoHS)

APPLICATION

CUSTOMER P/N

ISSUE DATE

Otc.17.2017

REV. NO

REV. DATE

FOR CUSTOMER APPROVAL	CHECKED BY
	Yuan Yuan
	APPROVED BY
	Huaifang Zhang





REVISED RECORD SHEET

REV. NO	REV. DATE	REVISED CONTENT



INDEX	Page
■ Part Number Code	1
■ Structure and Dimensions	2
■ Electrical Characteristics	2
■ Reliability	3 ~ 4
■ Soldering Recommendation	5
■ Power Derating Curve	6
■ RoHS Compliant Declaration	6
■ Warehouse Storage Conditions of Products	6
■ Safety Approvals	7
■ Certificates	7
■ Max. Surge Current Derating Curves	8
■ Max. Leakage Current and Max. Clamping Voltage Curve	9

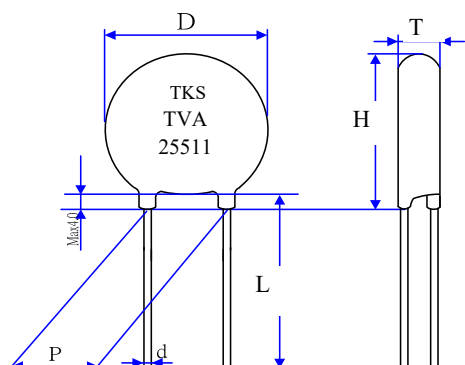
Part Number Code

Example :

TVA **25** **511** **K** **G** **KG** **E** **U** **04**
 (1) (2) (3) (4) (5) (6) (7) (8) (9)

No.	Item	Digit	Specification
(1)	Product Type	TVA	Thinking varistor TVA type
(2)	Size	25	φ 25 mm
(3)	Varistor Voltage	511	$51 \times 10^1 \text{ V} = 510\text{V} (V_{1\text{mA}})$
(4)	Tolerance of $V_{1\text{mA}}$	K	±10%
(5)	Structure Type	G	Lead type
(6)	Terminal Type	KG	Straight type
(7)	Coating Material	E	Epoxy
(8)	RoHS Compliance	U	RoHS compliance
(9)	Optional Suffix	04	Max. Surge Current (8/20uS):20000A

Structure and Dimensions



(unit : mm)

Disc size	D	P	H	d	Lmin	Tmax
Φ 25	25.5~29	10±1.0	26.5~33	1±0.02	25	7.7

Electrical Characteristics (Ambient $T_a=25^{\circ}\text{C}$)

Part No.	Varistor Voltage (@ 1mA DC)	Max. Operating Voltage		Max. Clamping Voltage (8/20μS)		Max. Surge Current (8/20μS)	Max. Energy (2mS)
	V_{1mA} (V)	$V_{AC(rms)}$ (V)	V_{DC} (V)	V_p (V)	I_p (A)	I (A)	W (J)
TVA25511KGKGEU04	510±10%	320	415	845	150	20000	230

Part No.	Rated Power	Impulse Response Time	Max. Leakage Current at 75% V_{1mA}	Reference Capacitance @1KHZ	Operating Temperature Range	Storage temperature Range
	P (W)	nSec	$I_L(\mu A)$	C (pF)	($^{\circ}\text{C}$)	($^{\circ}\text{C}$)
TVA25511KGKGEU04	1	<25	20	900	-40 ~ +85	-40 ~ +110



Reliability

Item	Standard	Test conditions / Methods	Specifications															
Tensile Strength of Terminals	IEC60068-2-21	<p>Gradually applying the force specified and keeping the unit fixed for 10±1 sec.</p> <table border="1"> <thead> <tr> <th>Terminal cross-sectional area(mm²)</th> <th>Terminal diameter (mm)</th> <th>Force (Kg)</th> </tr> </thead> <tbody> <tr> <td>0.5<S≤1.2</td> <td>0.8<d≤1.25</td> <td>2.0</td> </tr> <tr> <td>1.2<S</td> <td>1.25<d</td> <td>4.0</td> </tr> </tbody> </table>	Terminal cross-sectional area(mm ²)	Terminal diameter (mm)	Force (Kg)	0.5<S≤1.2	0.8<d≤1.25	2.0	1.2<S	1.25<d	4.0	<p>No visible damage ΔV/V_{1mA} ≤5%</p>						
Terminal cross-sectional area(mm ²)	Terminal diameter (mm)	Force (Kg)																
0.5<S≤1.2	0.8<d≤1.25	2.0																
1.2<S	1.25<d	4.0																
Vibration	IEC 1051-1	<p>Frequency range:10~55Hz Amplitude:0.75mm or 98m/S² Direction:3 mutually perpendicular directions,2hrs each.</p>	<p>No visible damage ΔV/V_{1mA} ≤5%</p>															
Solderability	IEC60068-2-20	<p>1. Preheating : 100 ± 10 °C , at least 10min 2. Soldering Iron : 350 ± 10 °C , 5~10sec 3. Solder alloy : Sn57Bi43</p>	<p>At least 95% of terminal electrode is covered by new solder</p>															
Resistance to Soldering Heat	IEC60068-2-20	260 ± 3 °C , 10 ± 1 sec	<p>No visible damage ΔV/V_{1mA} ≤5%</p>															
High Temperature Storage	IEC60068-2-2	110 ± 5 °C , 1000 ± 24 hrs	<p>No visible damage ΔV/V_{1mA} ≤5%</p>															
Damp Heat, Steady State	IEC 60068-2-78	<p>The test is divided into two groups . a.40 ± 2°C , 90 ~ 95 % RH , 1344 hrs b.40 ± 2°C , 90 ~ 95 % RH , at 10%V_{DC}, 1344 hrs</p>	<p>No visible damage ΔV/V_{1mA} ≤10% Insulation Resistance ≥ 100MΩ</p>															
Rapid Change of Temperature	IEC60068-2-14	<p>The conditions shown below shall be repeated 5 cycles</p> <table border="1"> <thead> <tr> <th>Step</th> <th>Temperature (°C)</th> <th>Period (minutes)</th> </tr> </thead> <tbody> <tr> <td>1</td> <td>-40 ± 3</td> <td>30 ± 3</td> </tr> <tr> <td>2</td> <td>Room temperature</td> <td>15 ± 3</td> </tr> <tr> <td>3</td> <td>85 ± 2</td> <td>30 ± 3</td> </tr> <tr> <td>4</td> <td>Room temperature</td> <td>15 ± 3</td> </tr> </tbody> </table>	Step	Temperature (°C)	Period (minutes)	1	-40 ± 3	30 ± 3	2	Room temperature	15 ± 3	3	85 ± 2	30 ± 3	4	Room temperature	15 ± 3	<p>No visible damage ΔV/V_{1mA} ≤5%</p>
Step	Temperature (°C)	Period (minutes)																
1	-40 ± 3	30 ± 3																
2	Room temperature	15 ± 3																
3	85 ± 2	30 ± 3																
4	Room temperature	15 ± 3																
Endurance at Upper Category Temperature	IEC61051-4.20	85 ± 2 °C , 1000 ± 24 hrs, at V _{DC} or V _{rms} (Max. Operating Voltage)	<p> ΔV/V_{1mA} ≤10% No visible damage</p>															
8/20μS Surge Life	CECC42000	10,000 pulses (8/20μS) , unipolar, interval 10 secs, amplitude corr. to max. Surge current derating curves for 20μS	<p> ΔV/V_{1mA} ≤ 10% No visible damage</p>															

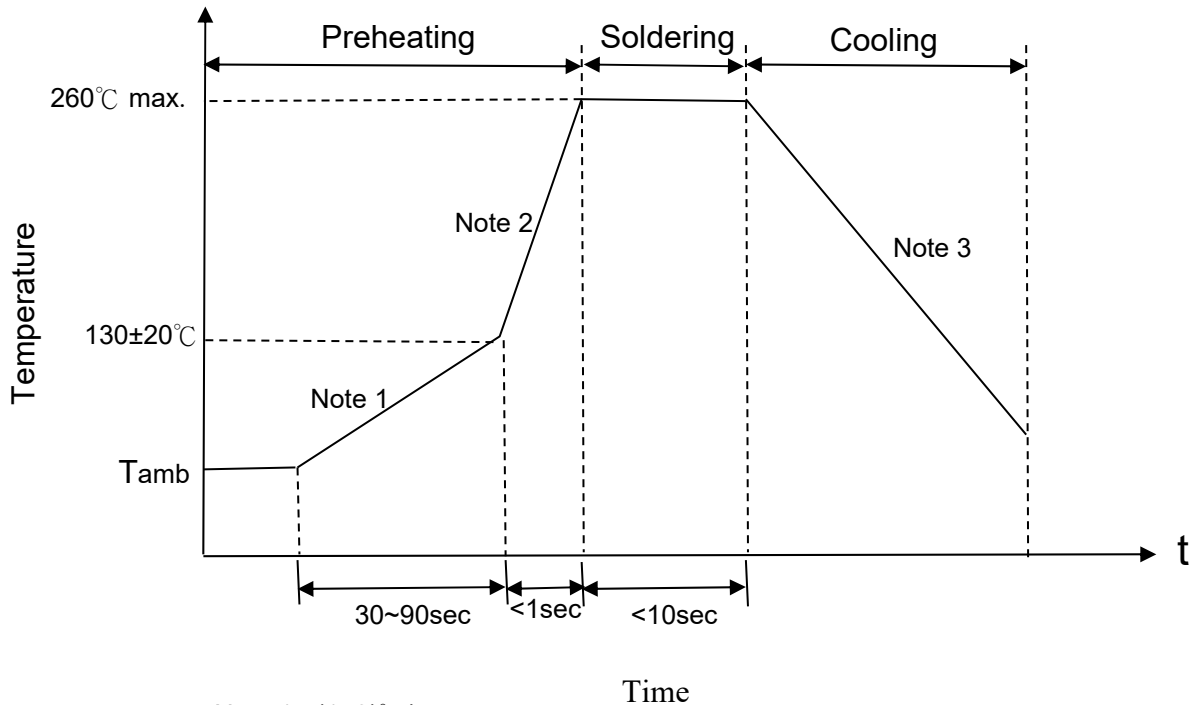


Reliability

Item	Standard	Test conditions / Methods	Specifications
10/1000 μ S Surge Life	CECC42000	10/1000 μ S waveform, 10 surge currents, unipolar, interval 2mins, amplitude corr. to max. surge current derating curves for 1000 μ S	$ \Delta V/V_{1mA} \leq 10\%$ No visible damage
Varistor Voltage Temp. Coefficient	Specification Standard	$\frac{V_{1mA} \text{ at } 85^{\circ}\text{C} - V_{1mA} \text{ at } 25^{\circ}\text{C}}{V_{1mA} \text{ at } 25^{\circ}\text{C}} \times \frac{1}{60} \times 100 (\% / ^{\circ}\text{C})$ $\frac{V_{1mA} \text{ at } -40^{\circ}\text{C} - V_{1mA} \text{ at } 25^{\circ}\text{C}}{V_{1mA} \text{ at } 25^{\circ}\text{C}} \times \frac{1}{65} \times 100 (\% / ^{\circ}\text{C})$	$-0.05 \leq TC \leq 0.05 (\% / ^{\circ}\text{C})$
Voltage Proof	IEC61051-4.8	Metal balls method, 2500 Vac 1 min	No visible damage
Surge life test	Specification Standard	20KV/10KA, Coupled with 320Vac, Interval 60S, 20times (at phase angle of 0 degree, 90 degrees, 180 degrees, and 270 degrees) Total: 80 times	No visible damage

Soldering Recommendation

■ Wave Soldering Profile



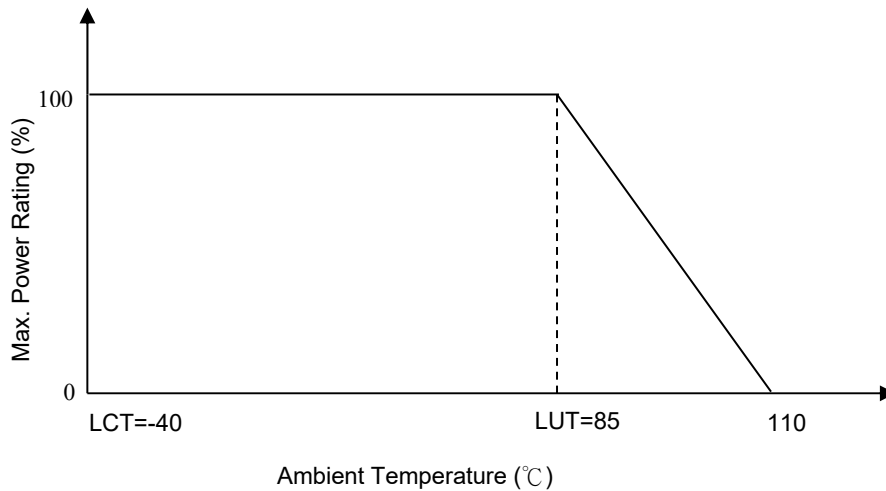
- Note 1 : (1~3)°C/sec
 Note 2 : Approx. 200°C/sec
 Note 3 : 5°C/sec Max

■ Recommended Reworking Conditions with Soldering Iron

Item	Conditions
Temperature of Soldering Iron-tip	360°C (max.)
Soldering Time	3 sec (max.)
Distance from Varistor	2 mm (min.)

Power Derating Curve

When operating temperature exceeds 85°C, the power, the Max.continuous operation Voltage,the Max.Surge Current and the Max.Energy should be derated as below figure, the derated coefficient is -4%.



RoHS Compliant Declaration

We hereby declare that the components delivered to your company are compliant with RoHS directive 2011/65/EU.

Warehouse Storage Conditions of Products

(I) Storage Conditions :

- 1.Storage Temperature : -10°C~+40°C
- 2.Relative Humidity : $\leq 75\%RH$
- 3.Keep away from corrosive atmosphere and sunlight.

(II) Period of Storage : 1 year

Safety Approvals (Certified Model/Type :TVA25511)



* UL 1449 4th / cUL recognized (File # E314979)

Certificates

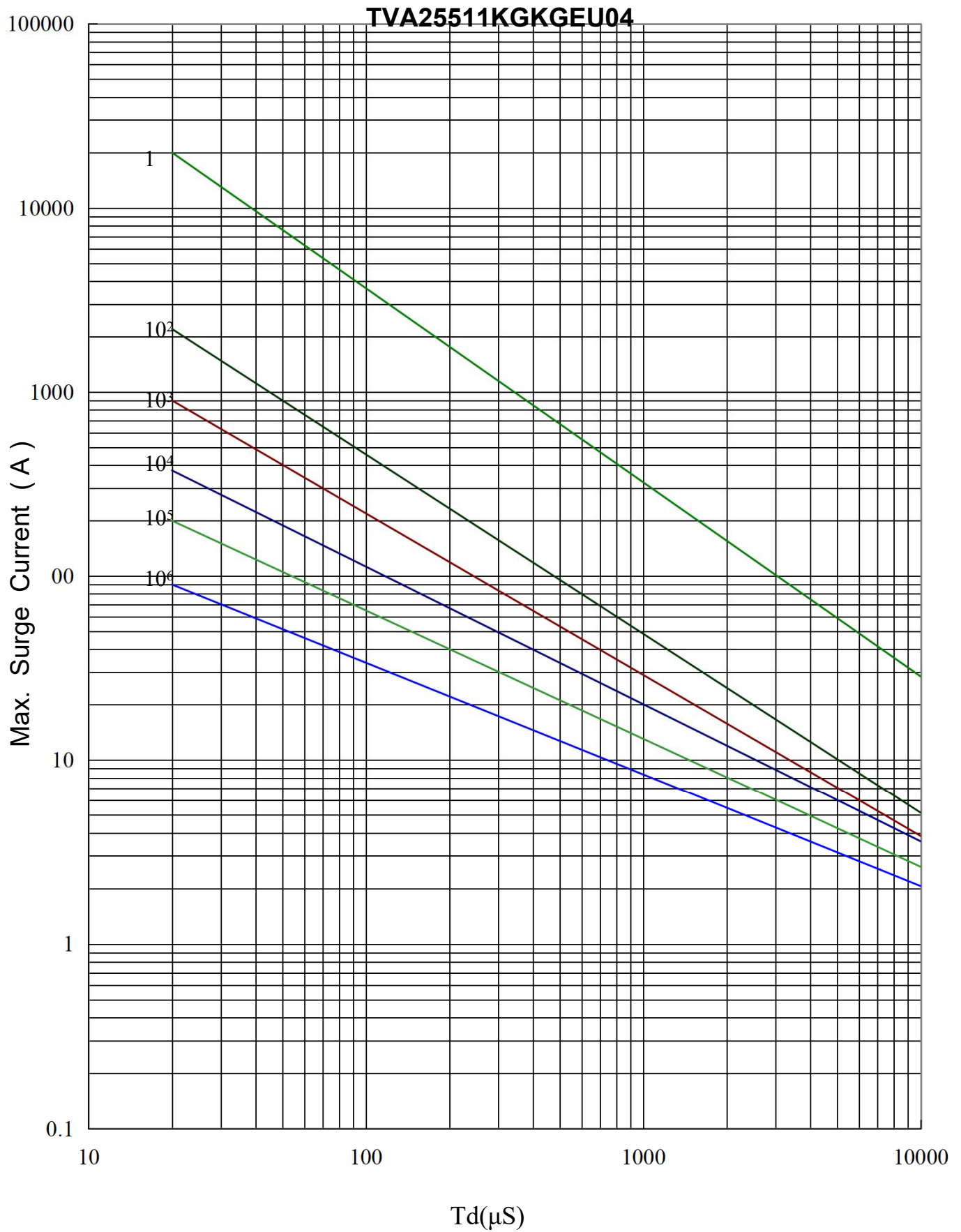
- (1) TS 16949 certificate
- (2) ISO 9001 certificate

Test Report

- (1) RoHS test report

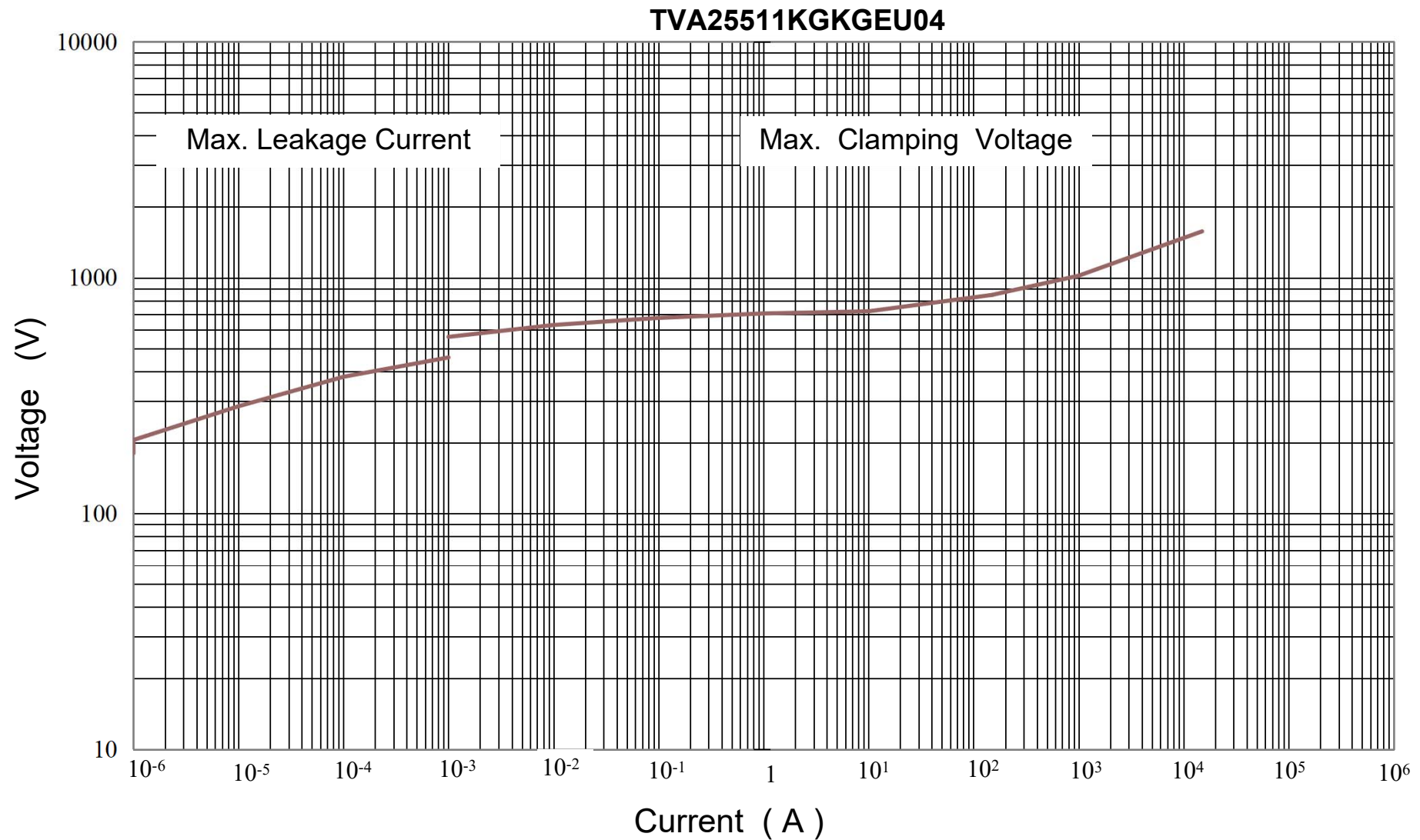


Max. Surge Current Derating Curves





Max. Leakage Current and Max. Clamping Voltage Curve



X-ON Electronics

Largest Supplier of Electrical and Electronic Components

Click to view similar products for [Varistors](#) category:

Click to view products by [TKS](#) manufacturer:

Other Similar products are found below :

[820443211E](#) [MOV05131AIA](#) [MOV07231AQA](#) [MOV18131CZA](#) [R71ZOV151HC](#) [D58ZOV500RA01T1](#) [B72205S271K111](#)
[B72214S110K151](#) [B72214S251K151](#) [B72232B131K1](#) [B72280B271K1](#) [B72530E1140S272](#) [B72540E250K62](#) [B72650M0151K093](#)
[B72660M0271K093](#) [NTE1V020](#) [NTE1V130](#) [NTE2V010](#) [NTE2V130](#) [238159352716](#) [25FN511K](#) [S10K11G5S5](#) [ERZ-C14DK361U](#) [ERZ-](#)
[C20DK221U](#) [ERZ-C32CK201B](#) [207869-1](#) [AS-13](#) [TMOV25SP625E](#) [TND10V-471KB00AAA0](#) [B72210S251K531](#) [B72214S200K551](#)
[B72280B112K1](#) [B72280B381K1](#) [B72590D360A60](#) [B72650M301K93](#) [B72670M1140K72](#) [MOV07251ARA](#) [MOV10131EDA](#)
[MOV10151EFA](#) [MOV14151CWA](#) [MOV20251DFA](#) [TVZ18EC271KBS](#) [TVZ20EB911KBS](#) [TVZ25D201KBS](#) [TVZ25D241KBS](#)
[VDRH20X230BSE](#) [VZ07D220KBS](#) [VZ40D241K](#) [VZ25D511KBS-N](#) [VZ20E511KBSX](#)