



## SMD Fuses

### 12 110 Series

#### Description

12 110 Series are the fuses set the industry standard for performance, reliability and quality. The solder-free design provides excellent on-off and temperature cycling characteristics during use And also makes our SMD fuses more heat and shock tolerant than typical sub miniature fuses.



Rated Current	Electrical Characteristics					
	1.0In	2.0In	2.5In	3.0In	3.5In	10.0In
1A~3A	4 hour min.	1sec~60sec	5 sec max.	0.1sec~3sec	-	0.2ms~20ms
3.5~5A	4 hour min.	-	5 sec max.	0.1sec~3sec	-	0.2ms~20ms
7A~15A	4 hour min.	-	-	-	5 sec max.	0.2ms~10ms

#### Features

- High inrush current withstanding capability
- AEC-Q200 Automotive Grade Certified
- Compatible with re flow and wave solder
- Ceramic and glass construction
- Excellent environmental integrity
- One time positive disconnect
- Lead Free and Halogen free material

#### Specifications

Specification								
Part 序号	Rated Voltage DC		Rated Current (A)	Breaking Capacity (A) <sup>1</sup>	Typical Cold Resistance (m Ohms) <sup>2</sup>	Typical Voltage Drop (m V)	Typical Pre-Arcing I <sup>2</sup> t (A2Sec) <sup>3</sup>	Alpha Mark
121101	72V	63V	1	50A	480	510	0.11	H
121101.5			1.5	50A	230	367	0.17	K
121102			2	50A	140	316	0.41	N
121102.5			2.5	50A	80	240	0.68	O
121103			3	50A	50	187	1.5	P
121103.5			3.5	50A	38	180	2	R
121104			4	50A	34	173	2.5	S
121104.5			32V		4.5	50A	25	164
121105	5	50A			21.5	145	4	T
121107	7	50A			12.3	140	6.6	7
121108	24V		8	300A	10	123	16	M
1211010			10	300A	7	110	18	U
1211012			12	300A	5	85	22	12
1211015			15	300A	3.5	78	30	15

\* DC Interrupting Rating (Measured at rated voltage, time constant of less than 50 microseconds, battery source)

\* DC Cold Resistance are measured at <10% of rated current in ambient temperature of 25°C

\* Typical Pre-arcing I<sup>2</sup>t are measured at 10In Current

Choice fuse for surge application (USB charger etc.), make sure the I<sup>2</sup>t of fuse is 4 times than surge.



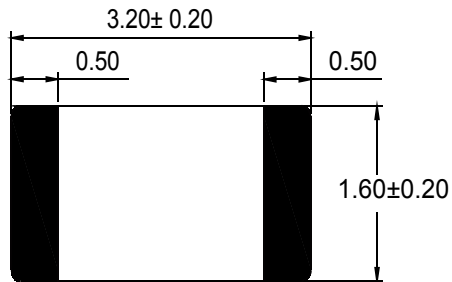
## SMD Fuses

### 12 110 Series

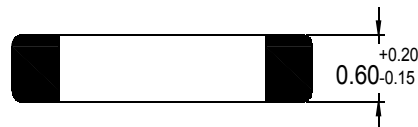
#### Dimension

Drawing not to scale (Unit: mm)

Topview

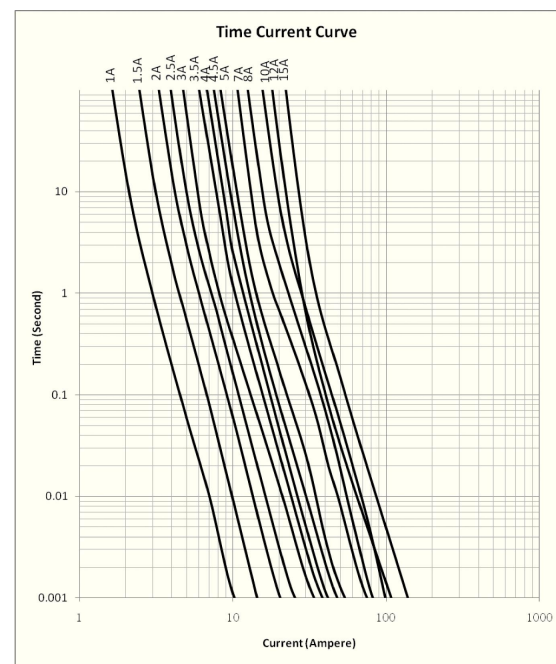
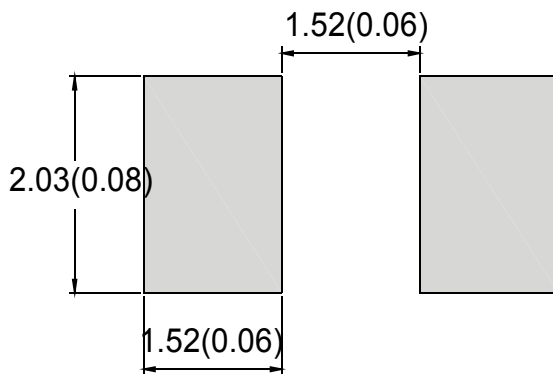


Sideview



#### Recommended Land Pattern

Unit: mm(inch)



#### Soldering Method

##### ◆ Wave Solder

- \* Reservoir temperature: 260°C
- \* Time in reservoir: 10 seconds maximum

##### ◆ Infrared Reflow

- \* Temperature: 260°C
- \* Time: 30 seconds maximum

# 1206 Slow Blow



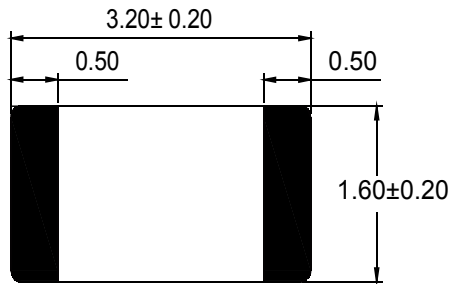
## SMD Fuses

### 12 110 Series

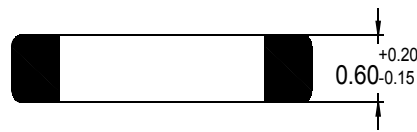
#### Dimension

Drawing not to scale (Unit: mm)

Topview

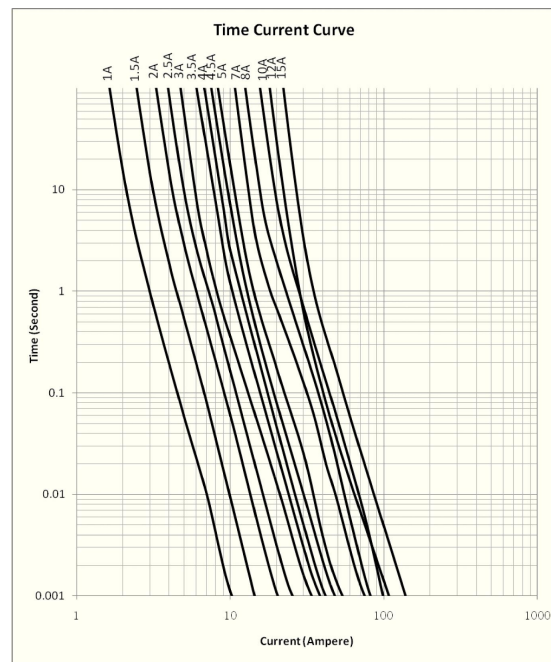
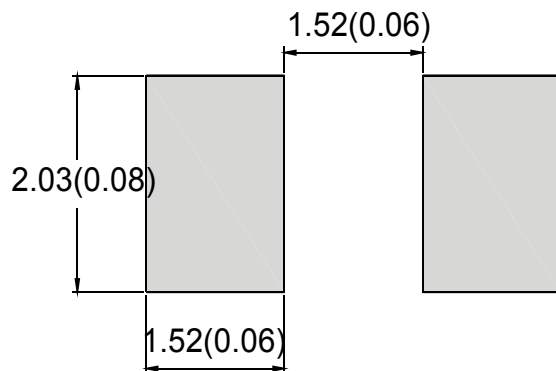


Sideview



#### Recommended Land Pattern

Unit: mm(inch)



#### Soldering Method

##### ◆ Wave Solder

- \* Reservoir temperature: 260°C
- \* Time in reservoir: 10 seconds maximum

##### ◆ Infrared Reflow

- \* Temperature: 260°C
- \* Time: 30 seconds maximum

# 1206 Slow Blow



Revision: A

Date: 2018-04-24

No.: 4 OF 4



## SMD Fuses

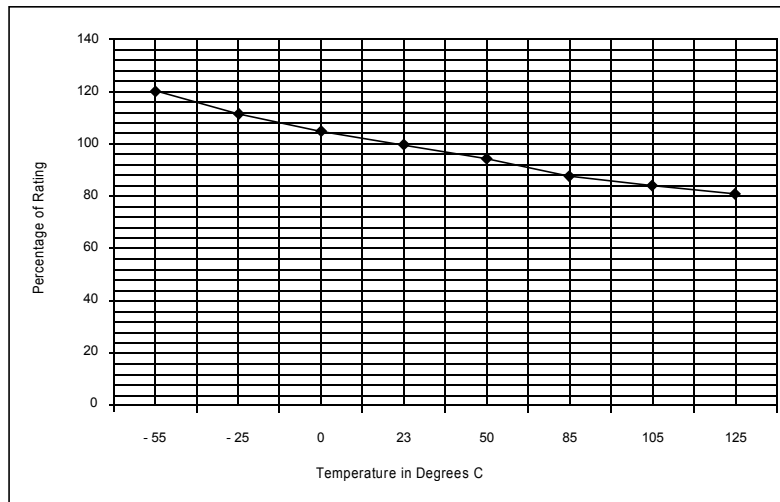
电路保护元器件专业制造商

### 12 110 Series

#### Temperature Derating Curve

Normal ambient temperature: 23+/-3°C

Operating temperature: -55 ~ 125°C, with proper correction factor applied



#### 安规认证

- Agency Approvals : UL(E467707)、C-UL(E467707)
- Regulation/Standard: RoHS, Reach

#### 标准包装数量

3000 fuses on 8mm tape-and-reel on a 7 inch (178mm) reel per EIA Standard 481.

#### 6、Agency Recognition :



Caution: Operation beyond the rated voltage or current may result in rupture electrical arcing or flame. Specifications are subject to change without notice.

TEL: 86-0769-3892 0511

FAX: 86-0769-8793 2077

E-mail: sales@tlcet.com.cn

Address: No.18, 5th GaoLi Road, TangXia Town, DongGuan, GuangDong, P.R China 523710

## X-ON Electronics

Largest Supplier of Electrical and Electronic Components

*Click to view similar products for [Surface Mount Fuses](#) category:*

*Click to view products by [TLC manufacturer](#):*

Other Similar products are found below :

[FHC20402ADTP](#) [NFVC6125S0R50TRF](#) [SFT-125MA](#) [TF16SN2.00TTD](#) [FCC16501ABTP](#) [FCC16102ABTP](#) [FHC16322ADTP](#) [0308.250UR](#)  
[0308.375UR](#) [0308.750UR](#) [0308001.UR](#) [030801.5UR](#) [F0603G0R03FNTR](#) [SKY87604-12](#) [SKY87604-11](#) [SKY87604-13](#) [R451003.L](#)  
[R451.500L](#) [R451001.L](#) [3-103-119](#) [3-103-123](#) [ABB-A 25A 500V](#) [SGB401](#) [SGB075](#) [0154002.DRL](#) [0154008.DRL](#) [0154.500DRL](#)  
[189140.1,25](#) [189140.0,4](#) [189140.0,63](#) [189140.0,25](#) [0402FA-R200](#) [0402SFF150F/24-2](#) [0435.250KRHFS](#) [0468003.WR](#) [0494001.NRHF](#)  
[0494002.NRHF](#) [0494003.NRHF](#) [049402.5NRHF](#) [049403.5NRHF](#) [0494.250NRHF](#) [0494.375NRHF](#) [0494.500NRHF](#) [CF06V3T1R60](#)  
[CF06V3T2R50](#) [06H1300D](#) [JFC0603-1200FS](#) [CP06V3T2R0](#) [06F-0200L1](#) [06F-0500L1](#)